

IDPA



MAY 13-14, 2022
U.S. SHOOTING ACADEMY
TULSA, OK.
11 STAGES, 172 ROUNDS



Welcome!

Shooters, on behalf of the entire match staff and our Safety Officers (SOs), welcome to the 2022 Rise Armament Oklahoma State IDPA Championship Match and to United States Shooting Academy!

NOTE: For any match related calls PLEASE contact one of the match directors (Phil Layman or Peter Navesky) as listed herein.

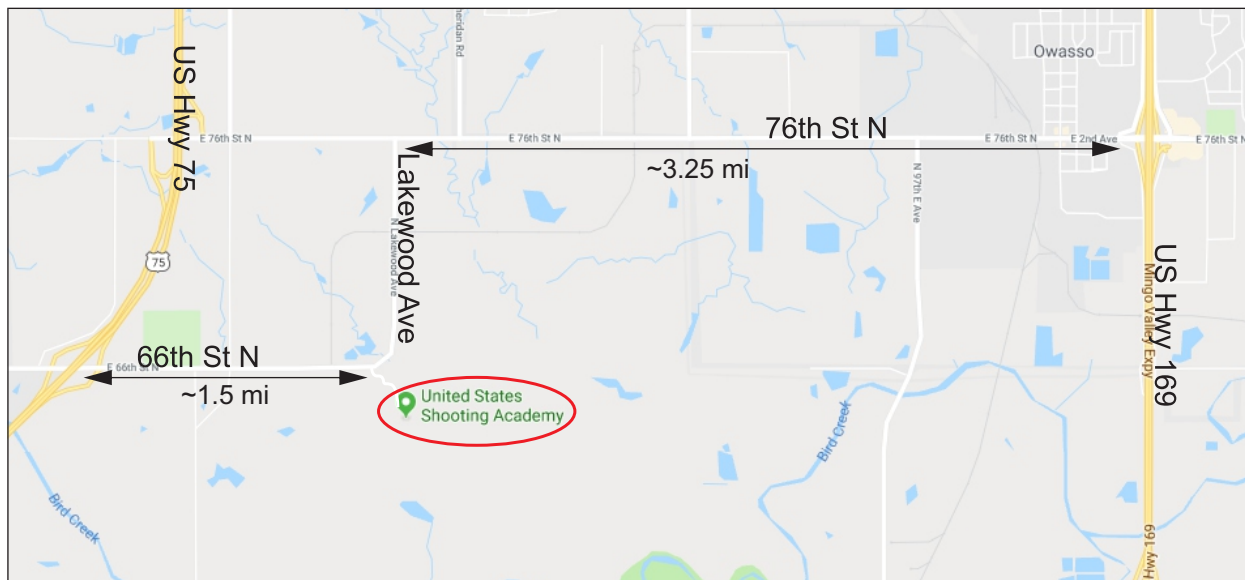
Directions to U.S. Shooting Academy:

The U.S. Shooting Academy is located at located at 6500 East 66th Street North, Tulsa OK 74117.

The GPS coordinates for the front gate into U.S. Shooting Academy are 36.248511, -95.906743. The phone number for the range is (918) 948-7865. Please note that the normal range operating hours are 9:00 a.m.-7:00 p.m. Tue-Sat, and 9:00 a.m.-6:00 p.m. Sun.

From US 75 coming from the south, west or north: Exit US 75 at the 66th Street North Exit. Go East on 66th Street North for approximately 1.5 mi. As you approach a sweeping left-hand turn, on your right you will see the US Shooting Academy sign, and also the Tulsa Police Training Academy complex. Turn right into that concrete driveway and follow it around to the left to the U.S. Shooting Academy entrance which will also be on your left. NOTE: The Tulsa Sheriff's Department range asphalt driveway is 100 feet east of the Tulsa Police Academy driveway. These are separate facilities.

From US 169 coming from the south, east, or north: Exit US 169 at the 76th Street North Exit. Go West on 76th Street North for approximately 3.25 miles to the traffic light at Lakewood Avenue. Turn left (South) onto Lakewood. Follow for 1 mile until the road turns to the right (west) and becomes 66th Street North. As you make that right hand turn the entrance to the U.S. Shooting Academy and the Tulsa Police Training Academy complex will be on your left. Turn left into the concrete driveway and keep left to the U.S. Shooting Academy entrance which will also be on your left.



ONCE YOU ENTER THE U.S. SHOOTING ACADEMY GATE, follow the road past the clubhouse to the large asphalt parking lot on the south side of the clubhouse.

All stages this year will be on the east end of the range, and there is limited parking available there. Also, see the range layout herein this booklet!

RISE ARMAMENT 2022 OKLAHOMA STATE CHAMPIONSHIP

AGENDA

Thursday, May 12, 2022

Stage Set Up - 8:00 a.m. – 5:00 p.m.

Friday, May 13, 2022

Staff Shoot – 8:00 a.m. – 5:00 p.m.

View Stages From Behind Stage Boundaries – 3:00 p.m. – 6:00 p.m.

Shooter's Sign in – 6:00 p.m. – 9 p.m.

Hampton Inn Banquet Room, 9009 N 121st E Ave, Owasso, OK 74055 (918) 609-6700)

Saturday, May 14, 2022

Shooter's Sign in – 7:00 a.m. – 7:30 a.m. (South Training Building)

Shooter's Meeting – 7:30 a.m. (East Parking Lot)

1st Shots – 8:00 a.m.

Lunch – After the match – 2:00 p.m. (Estimated) (South Training Building)

Awards Presentation – 3:30 p.m. (Estimated) (South Training Building)

This match will be run in accordance with IDPA 2017 Rulebook Ver 2017.3 as amended 1/1/2018, and Match Administration Rules Version 12 as amended 12/26/2019.

Visiting the Range Prior to Saturday: You are welcome to come out and get the lay of the land on Friday, however, PLEASE NOTE: SOs and match staff will be shooting the match on Friday. If you elect to come out, please do so after 3:00 p.m. and PLEASE look from the heads of the Bays (i.e. from the road). PLEASE do not walk through the stages on the Bays! You will have plenty of opportunity to do that during the stage walk through on Saturday prior to your squad shooting that stage.

Chrono & Equipment Check: Chronographing of your ammo and equipment check will be conducted using your match handgun on Bay MP6 after shooting Stage 10. Your ammo must pass chrono for you to be included in final scoring.

Lunch: Lunch is from Jason's Deli. Cost is \$10.00 for any extra lunches you may require for your moral supporters. We are planning on having lunch available after the match, estimating that time as approximately 2:00 p.m. If you need calories before that time, please bring your own snack to sustain you. Lunch will be at the training building.

Drinks: Bottled water and sport drinks will be available at no cost for the SOs, staff, shooters, and any moral supporters you may have with you.

General Personal Safety Items: It will be May in Oklahoma! At the time of this writing no one knows just what weather and temperatures Mother Nature will bestow upon us for the match. However, you should prepare for warm (the low 90's are not unusual for the Tulsa, OK area in early May), and sunny or rainy conditions.

DRINK PLENTY OF FLUIDS! SUNSCREEN IS ALSO STRONGLY RECOMMENDED, unless, of course, that boiled lobster look is what you aspire? We do not want to lose a match competitor or official to heat stroke or heat exhaustion!

Protest Period: We will have a protest period open for 1 hour after the posting of the scores. A motion to shorten that period will be offered after all have had the opportunity to initially check and compare their scores versus what has been posted.

Awards Ceremony: Will be conducted after the conclusion of the protest period. In addition to the "normal" IDPA Division and Classification match awards we also currently anticipate awarding the following subdivision/special categories: Junior (12-18), Senior (50-64), Distinguished Senior (65+), Lady, Law Enforcement, Military (Active and Veteran), and Industry.

Prize Table: Thanks to our sponsors who have made donations we will have a variety of random draw awards for the prize table. PLEASE make the time and opportunity to THANK OUR SPONSORS as listed herein for their support of the IDPA shooting sport and especially this match!

RISE ARMAMENT 2022 OKLAHOMA STATE CHAMPIONSHIP

Principal Match Staff:

If, during the course of the match, you have ANY questions the stage staff cannot answer, PLEASE contact one of the following:

Peter Navesky	Match Director	918-510-5991
Phil Layman	Assistant Match Director	918-639-3137

It takes a lot of work by a lot of people to put together a successful match. A special Thank You goes to Michael Cox for his efforts in contacting and securing the match and stage sponsors for this match, who enable us to offer an outstanding prize table, and to Zero Sports Custom for the match jerseys.

Thank you all for your participation in the 2022 Rise Armament Oklahoma State IDPA Championship Match! Please have fun, and we wish you Good Skill, Good Luck, and Good, Safe Shooting!

And Lastly Some Additional Necessary Evils!

1. THIS IS A COLD RANGE! Please handle your unloaded firearms ONLY:
 - 1) At your vehicle,
 - 2) At a designated Bay Safe Area (inform the Bay SO prior to handling please)
* NO handling ammunition at any time in the designated Safe Area. Doing so is a Match DQ.
 - 3) On the line as directed by a Safety Officer! Thank you!
2. Designated practice draw locations are at the Safe Areas only!
3. The 180-degree muzzle safe point rule is in effect for this match. You will be "DQ'd" from the entire match if your muzzle passes beyond that zone.
4. **PLEASE NOTE: US Shooting Academy IDPA has a local range and IDPA Club Rule prohibiting shooting the steel wall frames within 10 yards of the shooter. Doing so will result in a Match DQ.**
5. PCCs must have a chamber flag inserted until instructed by the safety officer to load and make ready. PCCs should be transported, with a chamber flag inserted, while bagged or on a sling with the muzzle pointed down. At the end of the COF, PCCs will have the chamber flag inserted before the range is declared clear.
6. Stay with your squad PLEASE! Assist the CSO and SO staff by taping, picking up spent/dropped ammunition carriers, and assisting with any stage resetting at the request of the CSO and SO staff. Pretty please even! PLEASE treat the SOs and match staff with dignity and respect. We do this voluntarily because we love the sport and want IDPA to succeed, grow, and be a safe, fun shooting sport!
7. PLEASE do not distract the CSOs and SO staff as they record times and score targets!
8. PLEASE display courtesy and respect for your fellow shooters by keeping conversations quiet and horseplay down until the shooter has finished their course of fire and the CSO has unloaded and re-holstered the shooter's firearm, and then called the stage "Clear"!
9. Port-a-Johns are located within a reasonable walking distance of each Bay. PLEASE use them when Nature calls!
10. Trash barrels are located on each Bay. PLEASE use them when disposing of any trash!
11. PLEASE park ONLY in the designated areas as shown on the range map!
12. Your squad number will determine the stage and bay where you will start the match. Stage 11, "Note to Self, Universal Stage 1", will be shot as the first stage, on the first bay, for each squad and each competitor.
13. Lastly, this is a "lost brass" match! Please leave your brass where it falls!

RISE ARMAMENT 2022 OKLAHOMA STATE CHAMPIONSHIP

THANK YOU!

to all the sponsors of the
RISE ARMAMENT
2022 OKLAHOMA STATE
IDPA CHAMPIONSHIP

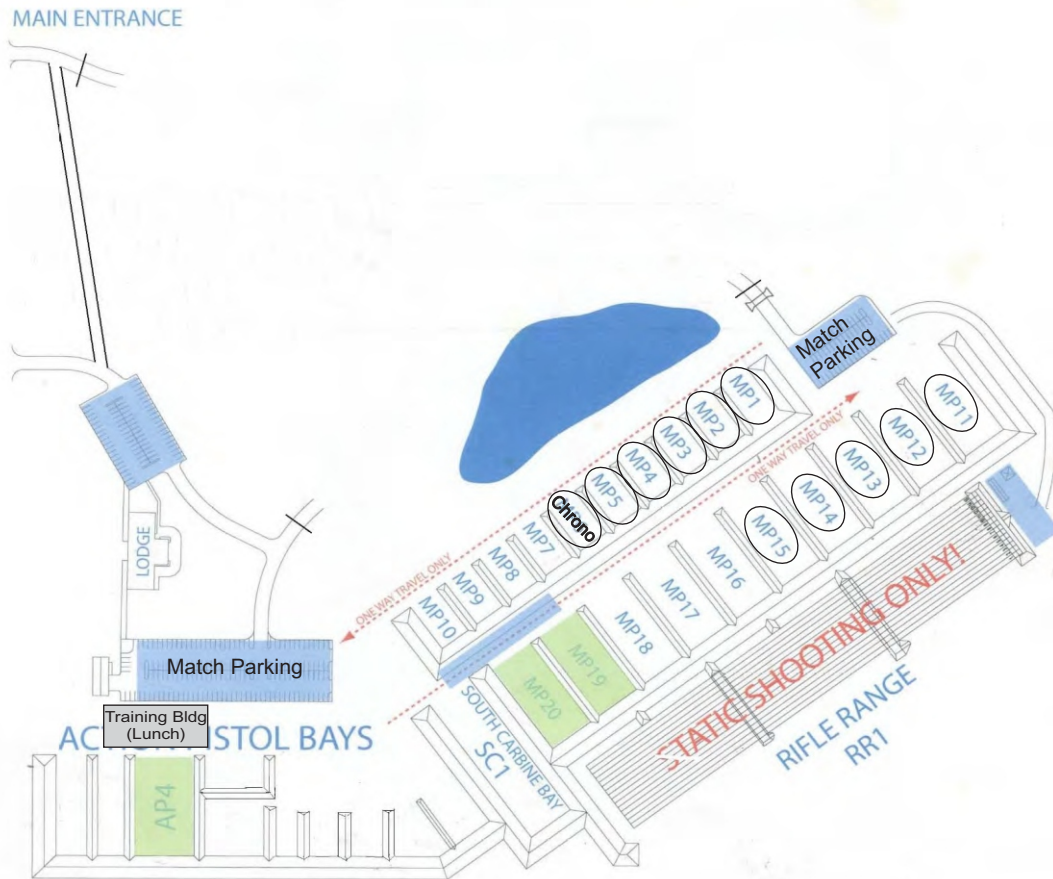


RUGER

Jim Glover



USSA Range Layout



STAGE	BAY
1	MP11
2	MP12
3	MP13
4	MP14
5	MP15
6	MP1
7	MP2
8	MP3
9	MP4
10	MP5
11	ALL BAYS

Your squad number will determine the stage and bay where you will start the match.

Stage 11 will be shot as the first stage, on the first bay, for each squad and each competitor.

RISE ARMAMENT 2022 OKLAHOMA STATE CHAMPIONSHIP

Woolaroc and Roll

Stage 1 Bay MP11

Sponsored by **Ruger**

RULES: Per IDPA Rulebook ver. 2017.3

COURSE DESIGNER: USSA IDPA Design Team

MUZZLE SAFETY POINTS: 180-degree rule

SCENARIO: You're in the hallway leading to the Woolaroc Museum gift store when bandits suddenly appear. The only way out is to the rear, but you find more bandits at every turn. Do whatever it takes to make it out safely.

START POSITION: Standing naturally at the start position, toes touching the forward fault line, hands at sides, handgun loaded to division capacity and holstered. PCC held pointed at orange cone, facing down range, with safety engaged.

PROCEDURE: On start signal, engage all targets with 2 rounds each. T1-T2 are engaged in the open.

SCORING: Unlimited

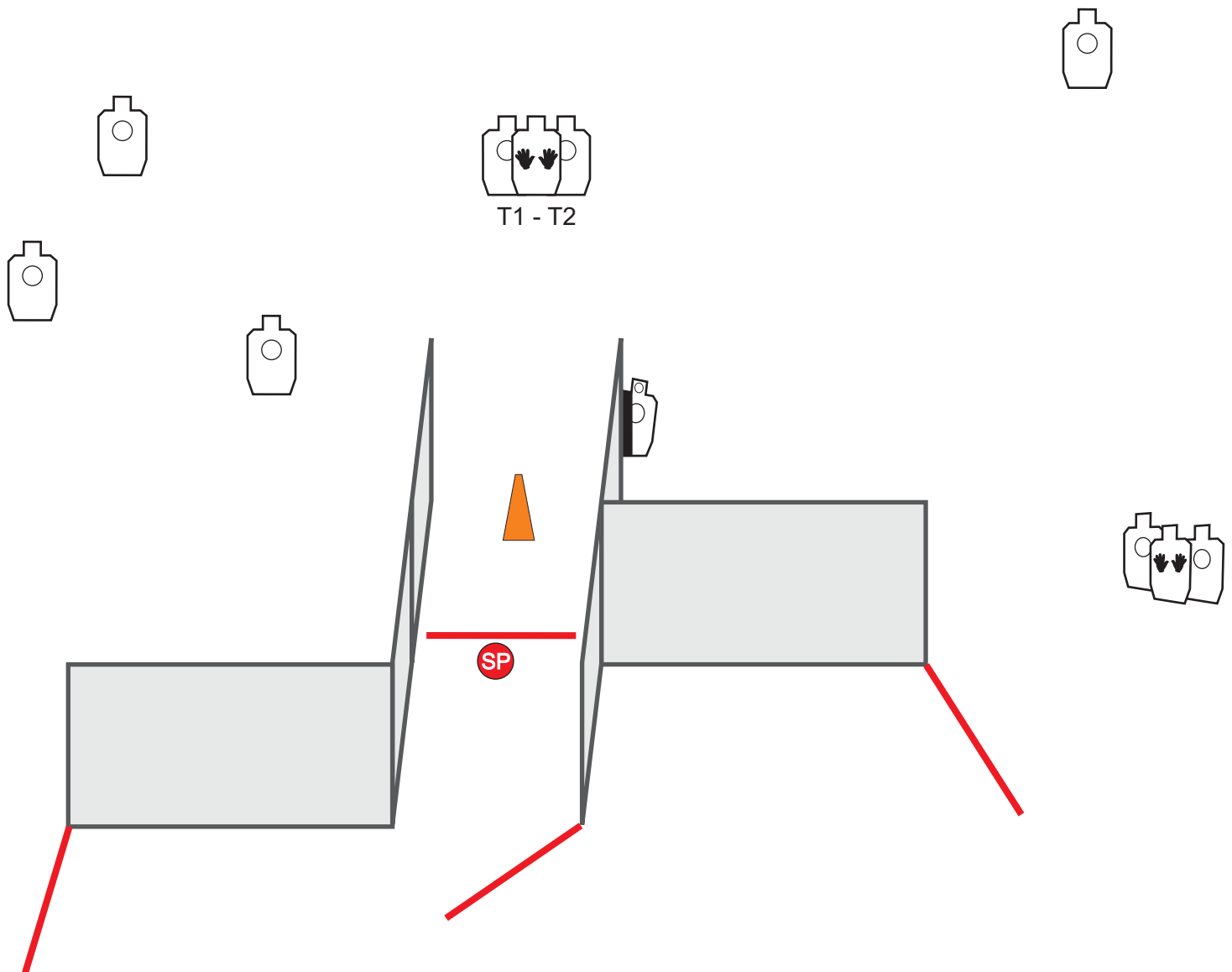
START: Audible, **STOP:** Last shot

ROUND COUNT: 18

TARGETS: 9 IDPA, 2 Non-threat

SCORED HITS: Best 2 per target

CONCEALMENT: Required



RISE ARMAMENT 2022 OKLAHOMA STATE CHAMPIONSHIP

Myriad Botanical Gardens

Sponsored by **Shooting-Performance**

Stage 2 Bay MP12

RULES: Per IDPA Rulebook ver. 2017.3

COURSE DESIGNER: USSA IDPA Design Team

MUZZLE SAFETY POINTS: 180-degree rule

SCENARIO: While working in the office of the Myriad Botanical Gardens, a group of terrorists storm your location looking for a large stash of fertilizer. Defend yourself.

START POSITION: Standing naturally at start position, fingers of both hands touching computer keyboard, handgun loaded to division capacity and holstered. PCC held in weak hand, muzzle pointed at mark on wall, fingers of strong hand on the keyboard.

PROCEDURE: On start signal, engage all targets with 2 rounds each.

SCORING: Unlimited

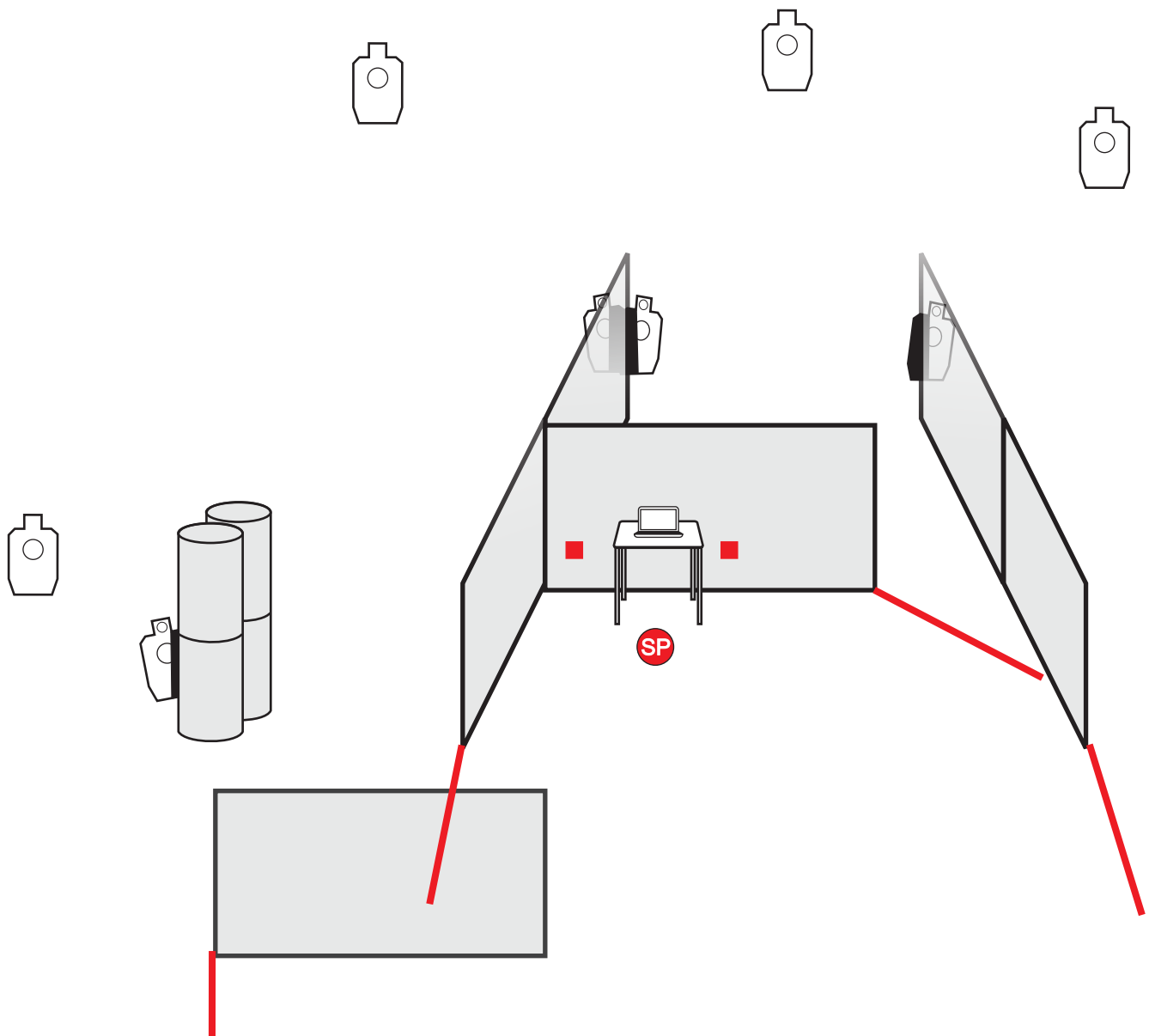
START: Audible, **STOP:** Last shot

ROUND COUNT: 16

TARGETS: 8 IDPA

SCORED HITS: Best 2 hits per target

CONCEALMENT: Required



RISE ARMAMENT 2022 OKLAHOMA STATE CHAMPIONSHIP

Nuyaka

sponsored by **Cox Caliber**

Stage 3 Bay MP13

RULES: Per IDPA Rulebook ver. 2017.3

COURSE DESIGNER: USSA IDPA Design Team

MUZZLE SAFETY POINTS: 180-degree rule

SCENARIO: Nuyaka is a small Oklahoma town, but it is the Cherokee translation of New York City, and can sometimes be a dangerous place. When armed bandits attempt a robbery, you're forced to defend yourself and the other innocents.

START POSITION: Seated at the table, with back touching the chair, feet flat under the table, hands on knees, unloaded handgun with slide/cylinder closed, inside the box with lid closed, first loading device on the table. All additional loading devices on the body. PCC, unloaded, bolt closed, resting on top of the box, muzzle down range, first magazine inside the box with lid closed.

PROCEDURE: On start signal, engage P1, T1 & T2 in the open while remaining seated, then engage remaining targets. with 2 rounds each, and steel. P1 activates the runner, P2 activates the swinger.

SCORING: Unlimited

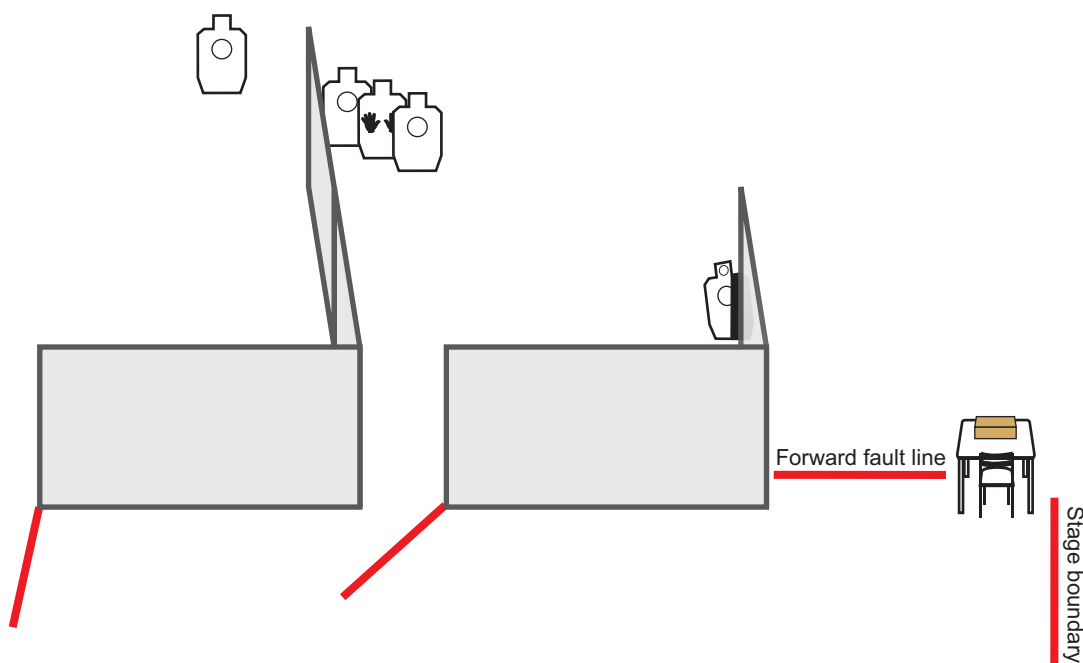
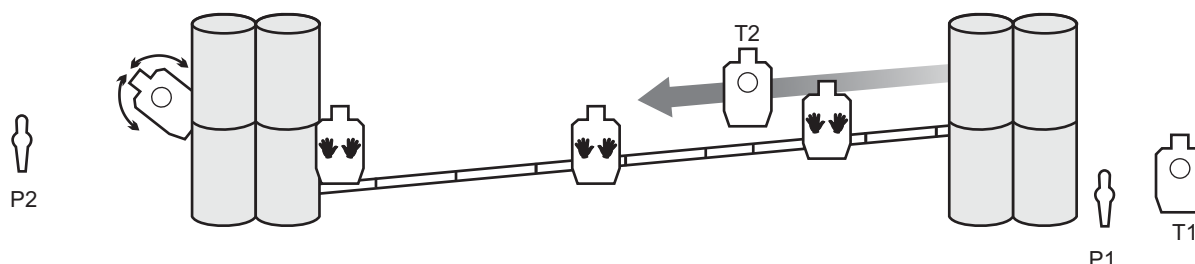
START: Audible, **STOP:** Last shot

ROUND COUNT: 16

TARGETS: 7 IDPA, 4 Non-threat, 2 Poppers

SCORED HITS: Best 2 per target, steel must fall

CONCEALMENT: Required



RISE ARMAMENT 2022 OKLAHOMA STATE CHAMPIONSHIP

Been a Long Boeing Day

Sponsored by **2A Shooting Center**

Stage_4_Bay_MP14

RULES: Per IDPA Rulebook ver. 2017.3

COURSE DESIGNER: USSA IDPA Design Team

MUZZLE SAFETY POINTS: 180-degree rule

SCENARIO: You're tired after a long day at work at Boeing in Tulsa, but as you walk through the warehouse you discover a band of thieves stealing equipment. Gunfire erupts and a jolt of adrenaline relieves your weariness, sending you into action to repel the invaders.

START POSITION: Standing naturally at start position, hands at sides, facing down range, handgun loaded to division capacity and holstered. PCC held at low ready, 45° down, with safety engaged.

PROCEDURE: On start signal, engage all targets with 2 rounds each. P1 activates the max trap.

SCORING: Unlimited

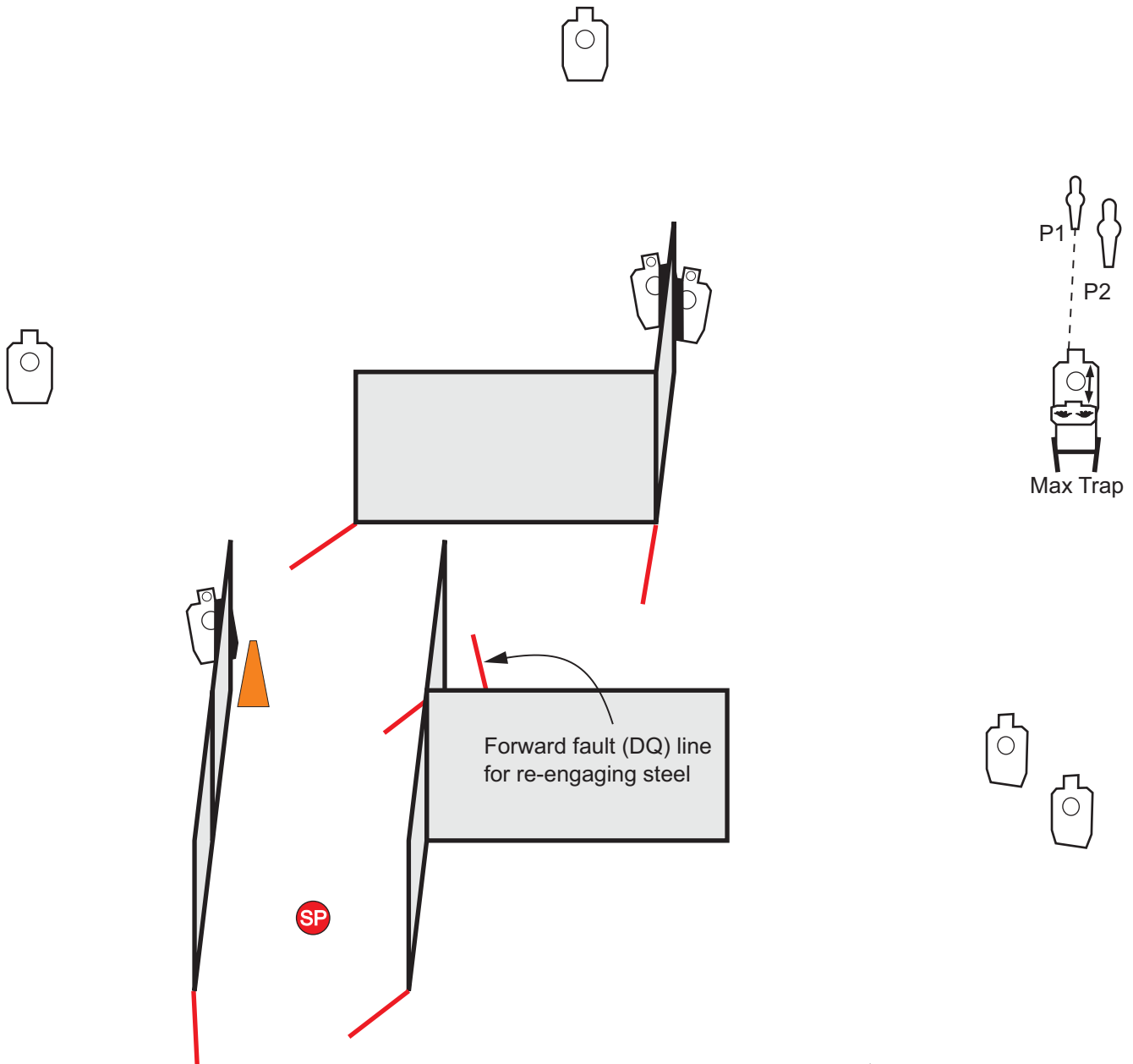
START: Audible, **STOP:** Last shot

ROUND COUNT: 18

TARGETS: 8 Paper, 2 Poppers, 1 Non-threat

SCORED HITS: Best 2 on paper, steel must fall

CONCEALMENT: Required



RISE ARMAMENT 2022 OKLAHOMA STATE CHAMPIONSHIP

Frogville Market

Stage 5 Bay MP15

Sponsored by **Jim Glover Auto Group**

RULES: Per IDPA Rulebook ver. 2017.3

COURSE DESIGNER: USSA IDPA Design Team

MUZZLE SAFETY POINTS: 180-degree rule

SCENARIO: The town was named Frogville because it had such an abundance of large frogs...big enough to eat small ducks. But frogs are not the problem today. While shopping at the local farmer's market, you're caught in a shootout between local gangs. Defend yourself and the citizens among the stalls.

START POSITION: Standing naturally at start position, hands at sides, handgun loaded to division capacity and holstered. PCC held at low ready, pointed at mark on wall, with safety engaged.

PROCEDURE: On start signal, engage all targets with 2 rounds each.

SCORING: Unlimited

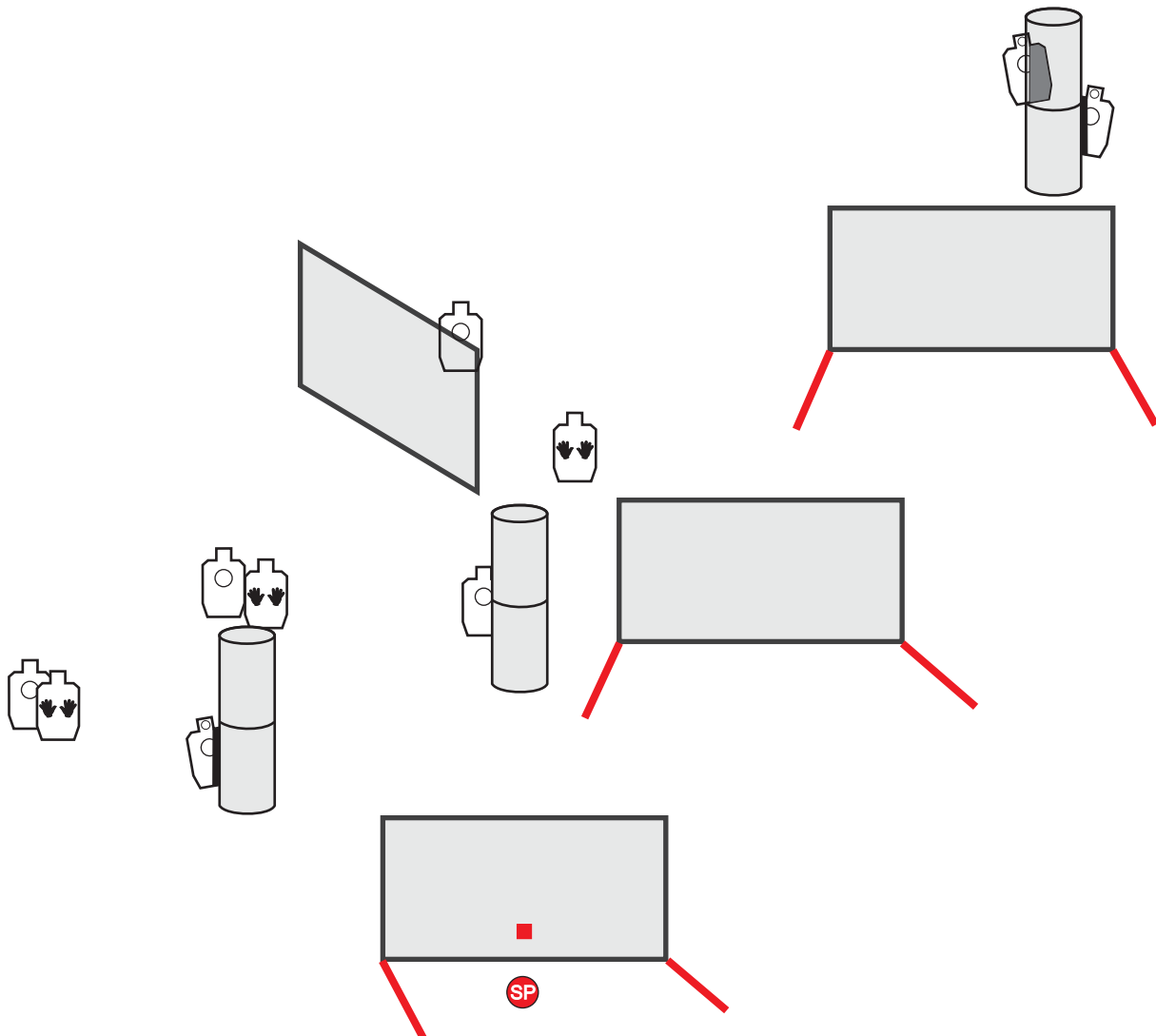
START: Audible, **STOP:** Last shot

ROUND COUNT: 14

TARGETS: 7 IDPA, 3 Non-threat

SCORED HITS: Best 2 per target

CONCEALMENT: Required



RISE ARMAMENT 2022 OKLAHOMA STATE CHAMPIONSHIP

Meeting Madness

Stage 6 Bay MP1

Sponsored by **Defensive Shooting Academy**

RULES: Per IDPA Rulebook ver. 2017.3

COURSE DESIGNER: USSA IDPA Design Team

MUZZLE SAFETY POINTS: 180-degree rule

SCENARIO: You're speaking at a shareholders meeting when a band of armed protesters shows up and gets violent. Show them you have the floor and don't like being interrupted.

START POSITION: Standing naturally, with toes touching the forward fault line, handgun loaded with 6 rounds only and holstered. PCC loaded with 6 rounds only, held at low ready, muzzle pointed at orange cone, safety engaged.

PROCEDURE: On start signal, engage all targets with 3 rounds each while remaining behind the forward fault line.

SCORING: Unlimited

ROUND COUNT 18

Start: Audible **Stop:** Last Shot

TARGETS: 6 IDPA, 3 Non threat

SCORED HITS: Best 3 hits per target

CONCEALMENT: Required



RISE ARMAMENT 2022 OKLAHOMA STATE CHAMPIONSHIP

To Moon and Back

Sponsored by **Go Fast Don't Suck**

Stage 7 Bay MP2

RULES: Per IDPA Rulebook ver. 2017.3

COURSE DESIGNER: USSA IDPA Design Team

MUZZLE SAFETY POINTS: 180-degree rule

SCENARIO: You stopped in Moon, OK to buy gas for your generator after the recent tornado. Armed, illicit herb farmers want to take it from you. Defend yourself against these desperados.

START POSITION: Standing naturally at start position, holding gas can in your support hand. Handgun loaded to division capacity and holstered. PCC held in strong hand with muzzle pointed at mark on wall and safety engaged.

PROCEDURE: On start signal, engage all targets with 2 rounds each, and steel. The popper activates the disappearing up/down target.

SCORING: Unlimited

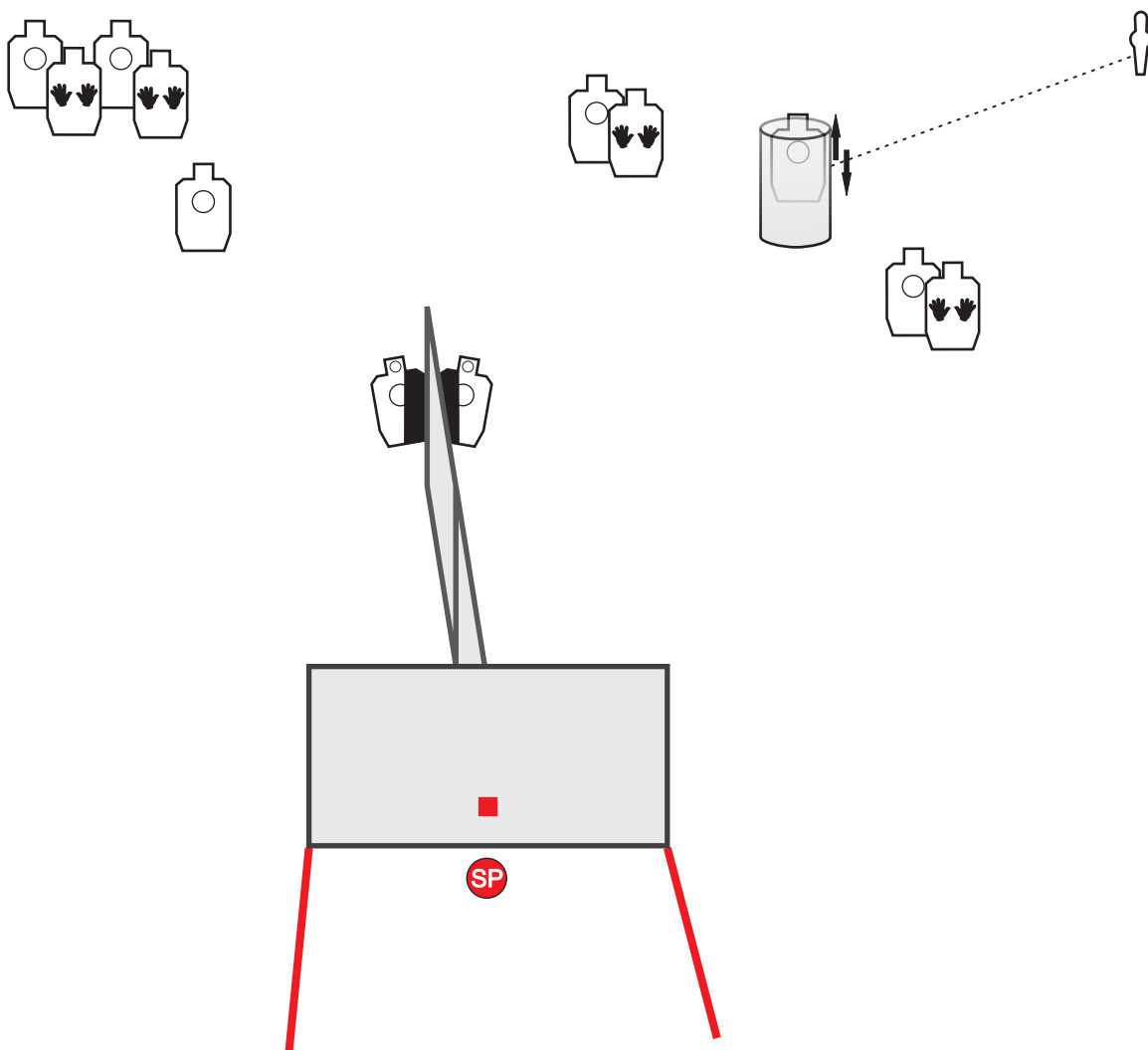
START: Audible, **STOP:** Last shot

ROUND COUNT: 17

TARGETS: 8 IDPA, 4 Non-threat, 1 popper

SCORED HITS: Best 2 per target, steel must fall

CONCEALMENT: Required



RISE ARMAMENT 2022 OKLAHOMA STATE CHAMPIONSHIP

Tahlequah Standards

Sponsored by **Walther Arms**

Stage 8 Bay MP3

RULES: Per IDPA Rulebook ver. 2017.3

COURSE DESIGNER: USSA IDPA Design Team

MUZZLE SAFETY POINTS: 180-degree rule

SCENARIO: Standards

START POSITION: Standing naturally at start position, hands at sides, handgun loaded with 6 rounds only and holstered. PCC loaded with 6 rounds only, held at low ready, muzzle pointed at orange cone, with safety engaged.

PROCEDURE: On start signal, engage all targets with 3 rounds each. Two targets must be engaged using strong hand only, 2 targets must be engaged using weak hand only, and 2 targets may be engaged freestyle. Shooter decides which. Both hands may be used to reload and clear malfunctions. All shots are from SP.

SCORING: Limited

START: Audible, **STOP:** Last shot

ROUND COUNT: 18

TARGETS: 6 IDPA, 2 Non-threat

SCORED HITS: 3 per target

CONCEALMENT: Not required



RISE ARMAMENT 2022 OKLAHOMA STATE CHAMPIONSHIP

Philbrook Ambush

Sponsored by Springfield Armory

Stage 9 Bay MP4

RULES: Per IDPA Rulebook ver. 2017.3

COURSE DESIGNER: USSA IDPA Design Team

MUZZLE SAFETY POINTS: 180-degree rule

SCENARIO: While enjoying the exhibits at the Philbrook Museum in Tulsa, you realize you have walked up on a gang of art thieves. Defend yourself.

START POSITION: Standing naturally at start position, hands at sides, handgun loaded to division capacity and holstered. PCC held at low ready, muzzle pointed at base of T1, with safety engaged.

PROCEDURE: On start signal, engage T1 with 1 round to the body and 1 round to the head, then engage remaining targets with 2 rounds each.

SCORING: Unlimited

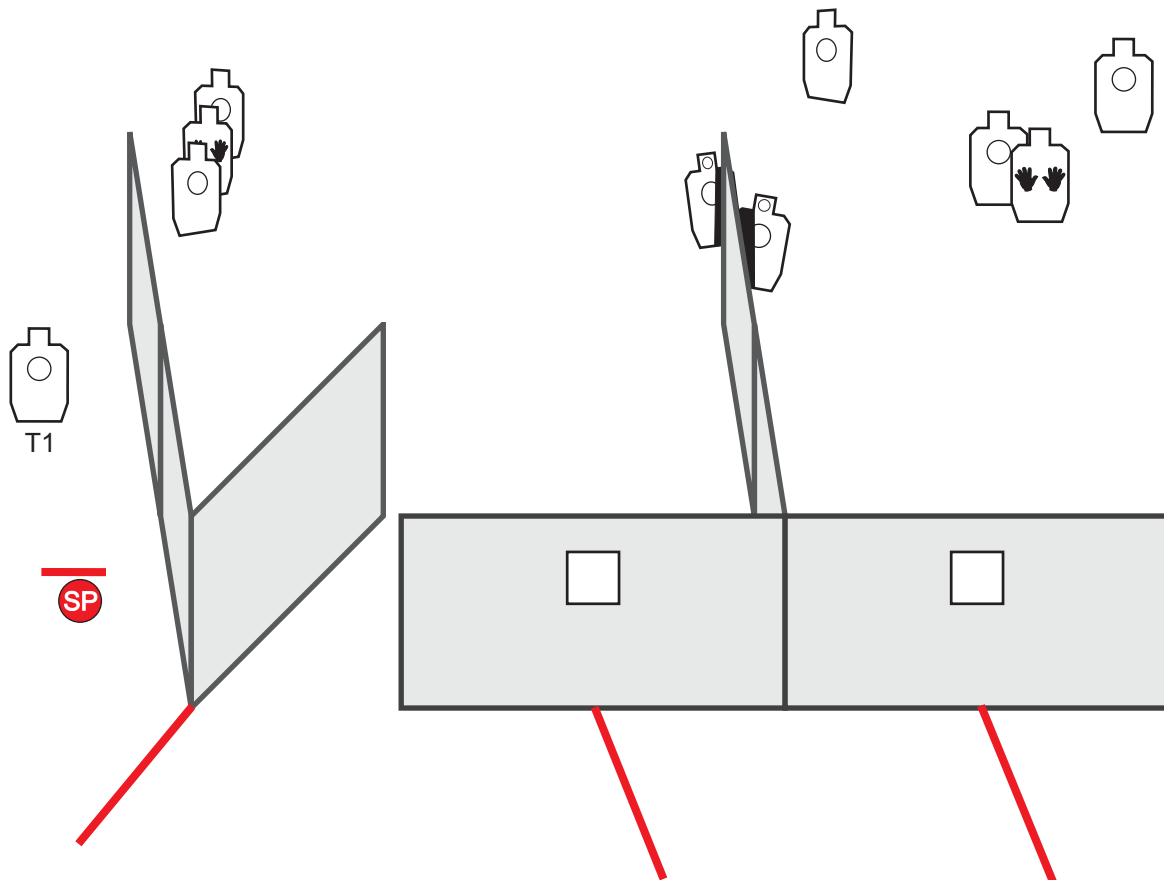
START: Audible, **STOP:** Last shot

ROUND COUNT: 16

TARGETS: 8 IDPA, 2 Non-threat

SCORED HITS: Best 1 Head & 1 Body on T1, best 2 on all other targets

CONCEALMENT: Required



RISE ARMAMENT 2022 OKLAHOMA STATE CHAMPIONSHIP

Azalea This, Amigo

Sponsored by Mantis

Stage 10 Bay MP5

RULES: Per IDPA Rulebook ver. 2017.3

COURSE DESIGNER: USSA IDPA Design Team

MUZZLE SAFETY POINTS: 180-degree rule

SCENARIO: You're working a concession at the Muskogee Azalea Festival when a gang shows up to rob you. They quickly grow violent and you must neutralize the threat.

START POSITION: Seated behind the table with hands on knees. Handgun loaded to division capacity and placed inside the box with the lid closed. PCC loaded, laying on top of the box with muzzle down range and safety engaged.

PROCEDURE: On start signal, engage all targets with 2 rounds each, and steel, while remaining seated. The popper activates the disappearing up/down target. All shots are from the seated position

SCORING: Unlimited

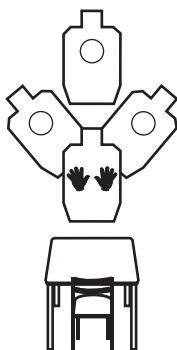
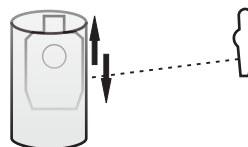
START: Audible, **STOP:** Last shot

ROUND COUNT: 15

TARGETS: 7 IDPA, 4 Non-threat, 1 Popper

SCORED HITS: Best 2 per target, steel must fall

CONCEALMENT: Required



RISE ARMAMENT 2022 OKLAHOMA STATE CHAMPIONSHIP

Note to Self, Universal Stage 1

Sponsored by **Bravo Concealment**

Stage 11 Bay All

RULES: Per IDPA Rulebook ver. 2017.3

COURSE DESIGNER: USSA IDPA Design Team

MUZZLE SAFETY POINTS: 180-degree rule

SCENARIO: You return home from the range and are confronted with evil on your doorstep. You are surprised to discover you failed to fully reload your magazine after the range session. Defend yourself against the intruder and make a note to reload after your next range session.

START POSITION: Standing naturally at the start position, handgun loaded with 3 rounds only and holstered. PCC, loaded with 3 rounds only, held with muzzle pointed at foot of target stand.

PROCEDURE: On start signal, engage T1 with 4 rounds to the body and 2 rounds to the head from the start position.

SCORING: Unlimited

START: Audible, **STOP:** Last shot

ROUND COUNT: 6

TARGETS: 1 IDPA

SCORED HITS: 4 body and 2 head

CONCEALMENT: Required



8 yards

SP

RISE ARMAMENT 2022 OKLAHOMA STATE CHAMPIONSHIP