

Cameo Shooting and Education Complex



20 IDPA **21**
NATIONAL
CHAMPIONSHIP



September 22-25



Welcome Shooters

To the 2021 IDPA National Championship presented by Beretta. Let our sponsors know that you appreciate their generous support!

A Message From The Match Director

I am honored to welcome all of you to the 2021 IDPA National Championship presented by Beretta. This year it is being held at the world-class Cameo Shooting and Education Complex in Grand Junction, Colorado. The range is host to almost all types of shooting sports most importantly, pistol.

As we all know, 2020 was a hard year for all competitors when it came to matches being cancelled and last year's nationals was no exception. With that gap in shooting, we are even more excited to see you all on the range competing for the top spots in each class in Grand Junction this year. Thankfully, the staff and SOs have set aside countless hours over the past year to put together this match. If you see our Executive Director, Joyce Wilson, please thank her for her leadership for the sport and her work in getting the 2021 Nationals to Grand Junction.

Our match sponsors, including our title sponsor Beretta, have come out in force to support a great match for you all. Please set aside some time to visit their booths and bays to show appreciation for their support in our sport.

As you know, there are current ammo shortages, but thankfully Cameo has made ammo available for purchase. This ammo is no different than if purchased from any other vendor and is up to the shooter to make power factor. We do realize that you are purchasing ammo new to you, and we will have chrono available for testing before your match starts. We welcome any shooter concerned about passing any part of equipment check to swing by the Equipment Check bay before their squad time to verify legality of their equipment.

This year's match will include all 8 divisions in one match. We will have 16 full stages in addition to a small daily warm up stage to get everyone started on a level field. We have tried to show no favor to any single division in the design of the complete match. We have also tried to make stages that are not only technical in approach but fun to shoot regardless of the division in which you are shooting. For each class, we hope to have options that reward both speed and accuracy when needed.

With the number of shooters we have to run through with each Nationals match, we have to keep certain aspects on schedule. If a call is questioned, the CSO will immediately contact an MD to address the call. Excluding a challenge to steel, the stage will be reset and the next shooter will shoot. The call in question will be dealt with offline to avoid delaying the match or affecting shooter flow. In the event of a challenge, the run will be scored and entered into the tablet as called by the CSO and then reviewed by the MD. Corrections will only be done by an MD. All CSOs have been properly trained in how to spot perfect doubles and know to score them -5. So, please, spread out your shots to avoid any confusion in scoring. Please understand that even though we want to reset quickly, it is your responsibility to verify the data on the tablet when approving your run.

Also, please remember that unless you are the on-deck shooter or have just completed shooting the stage, you are expected to help with stage reset including pasting of targets.

Lastly, I hope you have fun and enjoy your match. When posting videos or photos, it would be awesome if you could tag them with the hashtag of #IDPANats21.

I look forward to seeing everyone in Colorado on the range.

Seth Hayden, Match Director
2021 IDPA National Championship Presented by Beretta

A Message From Joyce

Greetings to our IDPA members from near and far as you arrive at the breathtaking Cameo Shooting and Education Complex in Grand Junction, CO, to participate in the 2021 IDPA National Championship Presented by Beretta. We are thrilled to have more than 500 shooters joining us, making this the largest IDPA National Championship in history! We are especially happy to host this match in light of the events of the last 18 months.

Our second historical milestone is the 25th Anniversary of IDPA. I am humbled and grateful to be celebrating this milestone with all of you. Look closely - you may see some items honoring that history, including our Division Champion awards.

This year's MD Seth Hayden and AMDs Noel Gardner, Marty Johnson and Frank Strong, have worked for nearly all of the year-and-a-half of quarantine in designing and perfecting the 18 stages that you will encounter. You will find these stages defense oriented, with no parlor tricks or magic acts, just good old-fashioned IDPA stages nestled among the beautiful mountains of Colorado's Western Slope. The only thing that might distract you from your shooting will be the view of the backstop and the nearby mountains and desert terrain, and the friendliness and helpfulness of the Cameo Staff.

Each year, we receive many applications from talented SOs who want to work the National or World Championship. We select those who have worked or MD'd other sanctioned matches so that they can take their new experiences and knowledge back to their areas and mentor others. You will always see some new faces, as we strive to bring in some folks who have not worked a Tier 5 match. This training program helps establish a strong base of experienced SOs and also helps their local clubs and matches. The staff members you will see this week have given up close to 2 weeks of their time, vacation and family events to come here and serve you. Please accord them the thanks and respect that they have earned through their sacrifice.

We also owe thanks to our many sponsors. Every stick of wood, cardboard target, paster, trophy and bite of food is here thanks to the generosity of our sponsors. Please show your gratitude by emailing them, stopping by their table in the vendor area, or shopping with them to express your appreciation. Our title sponsor, Beretta, will be in an Expo bay launching a new, IDPA-specific product. Stop by to say thanks and check out their offering.

Most of all, thank you for being here. Many of you have braved the challenges of air travel to participate in this event, and we thank you for the effort you've made to be here and the work you are doing to grow IDPA in your area.

Happy anniversary!



SCHEDULE OF EVENTS

Wednesday, September 22

7:30 AM Shooter meeting at the range for squads 201-216

8:00 AM Squad 201-216 start shooting

12:30 PM Lunch at range for squads 201-216

12:30 PM Shooter meeting at the range for squads 301-316

1:00 PM Squads 301-316 start shooting

Thursday, September 23

7:30 AM Shooter meeting at the range for squads 301-316

8:00 AM Squads 301-316 start shooting

12:30 PM Lunch at the range for squads 301-316

12:30 PM Shooter meeting for squads 201-216

1:00 PM Squads 201-216 start shooting

Friday, September 24

7:30 AM Shooter meeting at the range for squads 401-416

8:00 AM Squads 401-416 start shooting

12:30 PM Lunch at the range for squads 401-416

12:30 PM Shooter meeting at the range for squads 501-516

1:00 PM Squads 501-516 start shooting

Saturday, September 25

7:30 AM Shooter meeting for squads 501-516

8:00 AM Squad 501-516 start shooting

12:00 PM Lunch at the range for squads 501-516

12:30 PM Shooter meeting for squads 401-416

1:00 PM Squads 401-416 start shooting

6:00 PM Pre-banquet cocktails at University Center Ballroom

Awards dinner - Dinner at 7PM with awards to follow

7-10:00 PM Sponsored by: Ruger

OUR GENEROUS SPONSORS

Title Sponsor	Beretta
Banquet Sponsor	Ruger
SO/Staff Apparel	ProMag/Archangel
	Techwear
	Mission Specific Ventures
Staff Gift	GA Brass
Water	NSSF
Expo Shooting Bay	Beretta
	Wilson Combat
Targets And Pasters	Match Shark
	CHL Targets
	Wilson Combat
	Hunter's HD Gold
	Nighthawk
	LaserAmmo
	Ghost USA
	GLOCK
Stage	Dillon Precision
	Century Arms/Canik
	Comp-Tac
	Mark VII Reloading
	Langdon Tactical
	Taurus
Hearing Protection Sales	Decot HY-WYD
Safety Table Sponsor	Walker's
Ice Sponsor	Palisade Dino Mart
PortaPotty Sponsor	Go Fast Don't Suck
Scoring Equipment Sponsor	Cameo Shooting and Education Center

OUR GENEROUS SPONSORS

Equipment Table Sponsor	Precision Holsters
--------------------------------	---------------------------

	Wilson Combat
--	---------------

	Colt
--	------

Lunch Sponsors	
-----------------------	--

	Weber Tactical
--	----------------

	Colt
--	------

Table Sponsors	
-----------------------	--

	Polymer80
--	-----------

	Stan Chen Custom
--	------------------

	Blue Bullets
--	--------------

Contributing Sponsors	
------------------------------	--

	Trijicon
--	----------

	Signature Adventures
--	----------------------



AWARDS TO BE PRESENTED

Awards will be presented in each class of each division based as outlined in the rulebook, as well as:

High Industry	High Distinguished Senior (65 and up)
----------------------	--

--	--

High Press	High Junior
-------------------	--------------------

--	--

High Lady	High Military
------------------	----------------------

--	--

High Law Enforcement	High International
-----------------------------	---------------------------

--	--

High Senior (50 - 64)	Most Accurate Shooter
------------------------------	------------------------------

--	--

*All category awards will be given in both iron sight divisions and optics divisions.

SHOOTING SCHEDULE

Your squad number indicates what day you are shooting.

Squad numbers	Shooting days/times
<u>201-216</u>	Wednesday morning and Thursday afternoon
<u>301-316</u>	Wednesday afternoon and Thursday morning
<u>401-416</u>	Friday morning and Saturday afternoon
<u>501-516</u>	Friday afternoon and Saturday morning

*The second and third digit of your squad number will indicate what bay you start on in the match. An example is Squad 201 and 202 will start on Bay 9, Squad 315 and Squad 316 will start on Bay 19. Odd numbered squads will start on the left side of the bay and even numbered squads will start on the right side of the bay.

Squads *01-*02 start on Bay 9
 Squads *05-*06 start on Bay 12
 Squads *09-*10 start on Bay 16
 Squads *13-*14 start on Bay 18

Squads *03-*04 start on Bay 11
 Squads *07-*08 start on Bay 17
 Squads *11-*12 start on Bay 15
 Squads *15-*16 start on Bay 19

Put your squad number here _____.

Put your 1st bay number here _____.

Your Shooter's Meeting will be at the range on your first day of shooting. After the Shooter's Meeting, proceed to your first bay.

Squad numbers	Shooter's Meeting time
201-216	7:30 AM Wednesday/12:30 PM Thursday
301-316	12:30 PM Wednesday/7:30 AM Thursday
401-416	7:30 AM Friday/12:30 PM Saturday
501-516	12:30 PM Friday/7:30 AM Saturday

This event sponsored in part by a generous grant from the Great Grand Junction Sports Commission.



www.grandjunctionsports.org
 Facebook.com/ggjsc
 Instagram: @gjsportscommission
 Twitter: @gjcospports

Match Sponsors Continued



BERETTA

www.beretta.com

Facebook.com/berettausa

Instagram: @beretta_usa

Twitter: @beretta_usa

Match Shark



www.matchshark.com

Facebook.com/matchsharkllc

Instagram: @matchsharkllc

NSSF

*The Firearm Industry
Trade Association*

www.nssf.com

Facebook.com/nssfcom

Instagram: @thenssf

Twitter: @nssf



www.wilsoncombat.com

Facebook.com/wilsoncombat

Instagram: @wilsoncombat

Twitter: @wilsoncombat



www.decot.com



ARCHANGEL

www.promag.com

Facebook.com/archangelriflestock

Facebook.com/promag-industries



www.ruger.com

Facebook.com/ruger

Instagram: @rugerofficial

Twitter: @rugerfirearms



Facebook.com/chltargets

Instagram: @chltargets

Twitter: @cotargets



www.gabrass.com

Facebook.com/georgiabrassllc

Twitter: @gabrassllc



www.colt.com

Facebook.com/coltfirearms

Instagram: @coltfirearms

STAGE LIST

#	Stage Name	Scoring	Rounds	Page
1	Mugging	Unlimited	16	13
	Sponsored by: Hunter's HD Gold			
2	Home Invasion	Unlimited	16	15
	Sponsored by: Hunter's HD Gold			
3	Oh No! They're back!	Limited	18	17
	Sponsored by: Nighthawk			
4	Speak Easy Shootout	Unlimited	18	19
	Sponsored by: LaserAmmo			
5	Safe House	Unlimited	14	21
	Sponsored by: LaserAmmo			
6	Robbery Hostage	Unlimited	16	23
	Sponsored by: Ghost USA			
7	Icy River Bank	Unlimited	18	25
	Sponsored by: GLOCK			
8	8 Ball	Unlimited	15	27
	Sponsored by: GLOCK			
9	Mil-Surp Mayhem	Unlimited	14	29
	Sponsored by: Dillon Precision			

STAGE LIST

#	Stage Name	Scoring	Rounds	Page
10	Shooters in the Park	Unlimited	18	31
	Sponsored by: Dillon Precision			
11	Toll Booth	Unlimited	16	33
	Sponsored by: Century Arms/Canik			
12	Car Trouble	Unlimited	18	35
	Sponsored by: Century Arms/Canik			
13	Early Release	Unlimited	13	37
	Sponsored by: Century Arms/Canik			
14	Game of Cards	Unlimited	16	39
	Sponsored by: Comp-Tac			
15	Gun Store	Unlimited	18	41
	Sponsored by: Mark VII Reloading			
16	Burn it Down	Unlimited	14	43
	Sponsored by: Langdon Tactical			
17	Hit that Reload	Unlimited	6	45
	Sponsored by: Langdon Tactical			
18	Do I Have to Run?	Unlimited	6	47
	Sponsored by:Taurus			
Total Round Count			270	

Mugging

Scoring	Unlimited
Round Count	16
Targets	8 threat, 4 non-threat
Scored Hits	2 per T1-T8
Start - Stop	Audible - Last Shot
Rules	Current IDPA Rulebook
Muzzle Safe	180°
Concealment	Required
PPDS	Per CSO Instructions
Notes	Non-scoring steel behind target activates moving target

Scenario: You've met a friend outside a restaurant to get a copy of the match book when a garm realizes you probably have items of value.

Stage Procedure: At the start signal, engage all threats in tactical priority.

Start Position: Standing at SP facing up range straddling SP marker. Both heels touching forward fault line while holding matchbook in both hands opened to page 4. Firearm loaded to division capacity and holstered. Spare ammunition carriers on belt. PCC: Standing at SP facing down range straddling SP marker. Toes of both feet touching forward fault line while holding matchbook in strong hand opened to page 4. Stock touching belt.

HUNTERS HD
GOLD ®
They **CHANGE** so you don't have to.™

www.huntershgold.com
[Facebook.com/huntershgold](https://www.facebook.com/huntershgold)
[Instagram: @hunters_hd_gold](https://www.instagram.com/hunters_hd_gold)
[Twitter: @huntershgold](https://twitter.com/huntershgold)

Home Invasion

Scoring	Unlimited
Round Count	16
Targets	8 threat, 3 non-threat
Scored Hits	Best 2 on T1-T8
Start - Stop	Audible - Last Shot
Rules	Current IDPA Rulebook
Muzzle Safe	180°
Concealment	Required
PPDS	Per CSO Instructions

Scenario: You've finished a session of dry fire practice when a home invasion occurs at your house.

Stage Procedure: At the start signal, engage all threats in tactical priority.

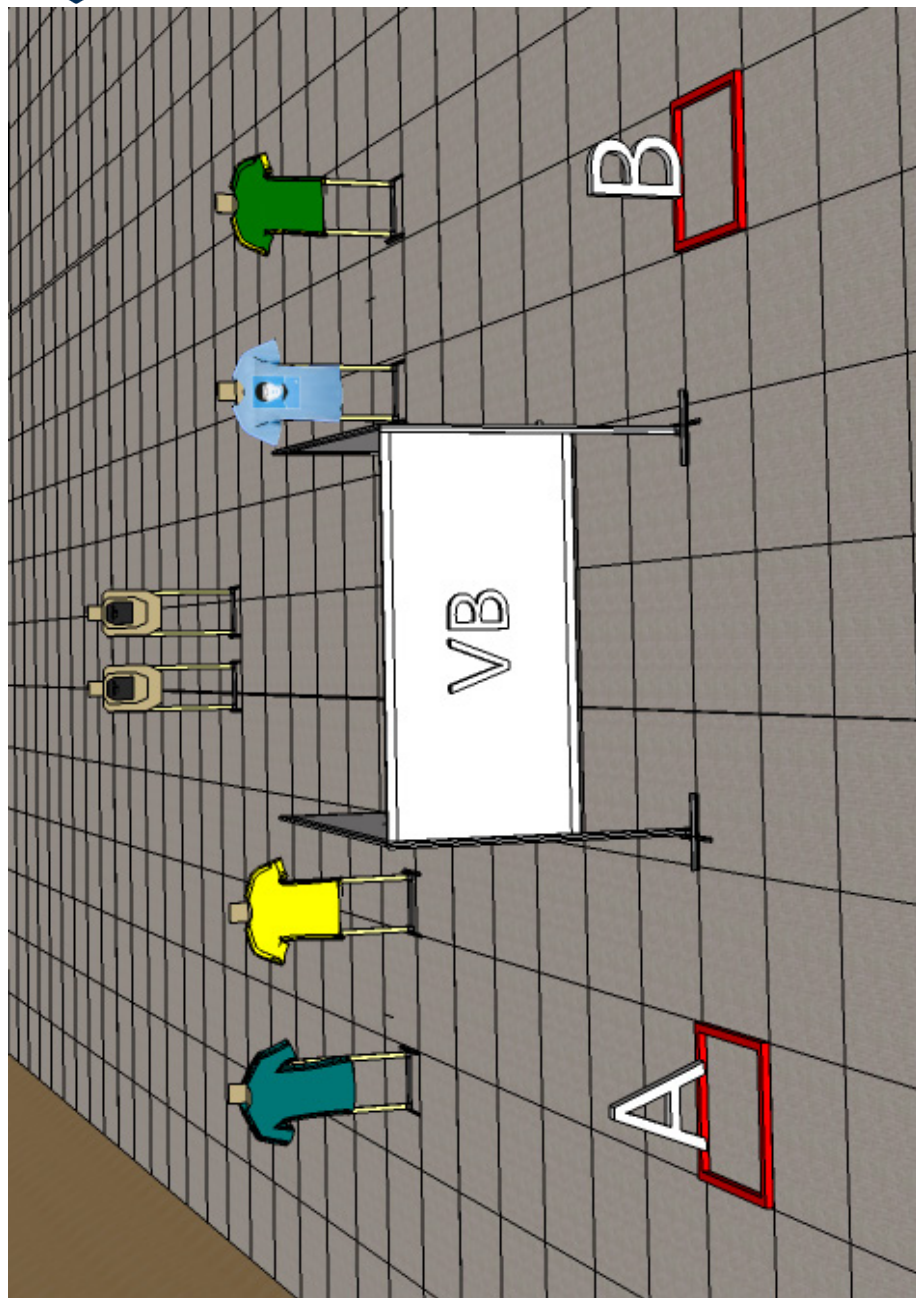
Start Position: Standing at SP facing down range with one foot touching SP marker. Firearm unloaded and on table with slide and hammer/striker forward and trigger guard centered on X. All ammunition carriers on table inside circle.

PCC: Same as above.



They **CHANGE** so you don't have to.™

www.huntershdgold.com
Facebook.com/huntershdgold
[Instagram: @hunters_hd_gold](https://Instagram.com/hunters_hd_gold)
[Twitter: @huntershdgold](https://Twitter.com/huntershdgold)



Oh No! They're Back!

Scoring	Limited
Round Count	18
Targets	6 threat
Scored Hits	3 on T1-T6
Start - Stop	Audible - Last Shot
Rules	Current IDPA Rulebook
Muzzle Safe	180°
Concealment	Not Required
PPDS	Per CSO instructions

Not a Scenario: We didn't get them all last year! They returned for standards!

Stage Procedure: At the start signal engage all targets in tactical priority. Left 2 targets to be engaged from inside left box, left-handed only. Right 2 targets to be engaged from inside right box, right-handed only. Rear 2 targets are to be engaged from either box freestyle.

Start Position: Standing in either box facing down range. Firearm loaded with 6 rounds only and holstered. Spare ammunition carriers on belt.

PCC: Same as above except stock touching belt.



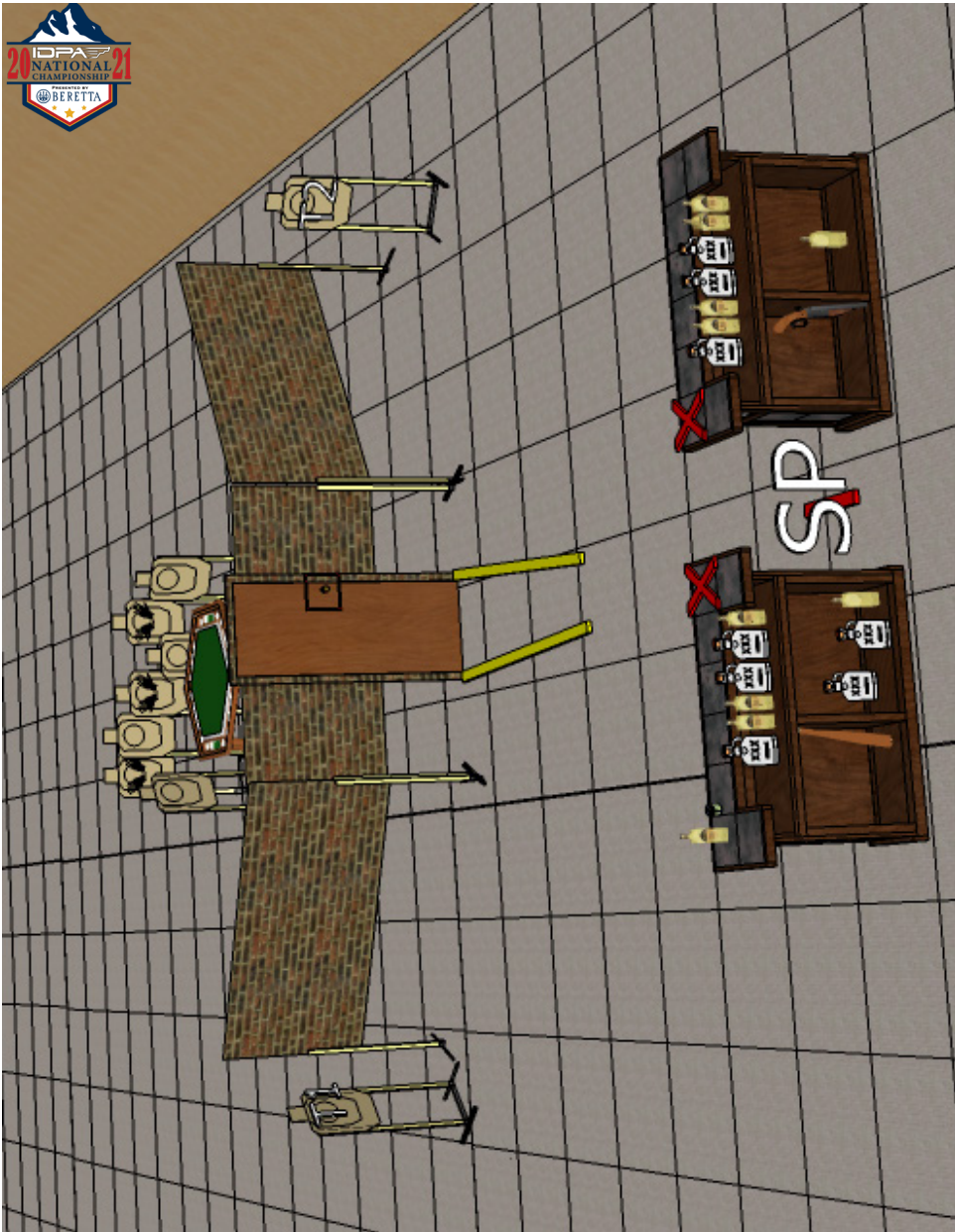
ONE GUN, ONE GUNSMITH

www.nighthawkcustome.com

[Facebook.com/nighthawkcustomefirearms](https://www.facebook.com/nighthawkcustomefirearms)

[Instagram: @nighthawkcustome](https://www.instagram.com/nighthawkcustome)

[Twitter:@nighthawkcustome](https://www.twitter.com/nighthawkcustome)



Speak Easy Shootout


Scoring	Unlimited
Round Count	18
Targets	6 threat, 3 non-threat
Scored Hits	Best 3 per T1-T6
Start - Stop	Audible - Last Shot
Rules	Current IDPA Rulebook
Muzzle Safe	180°
Concealment	Required
PPDS	Per CSO instructions

Scenario: You are in a 1920's Speak Easy looking for your brother who's in deep with cheating, armed gamblers. When you question the bartender, guns are drawn. Save yourself, find your brother, and save him too.

Stage Procedure: At the start signal, engage all threats in tactical priority.

Start Position: Standing at SP facing up range with one hand on each X. Firearm loaded to division capacity and holstered. Spare ammunition carriers on belt.

PCC: Same as above except standing at SP facing T1 or T2 with one foot touching SP marker and stock touching belt.



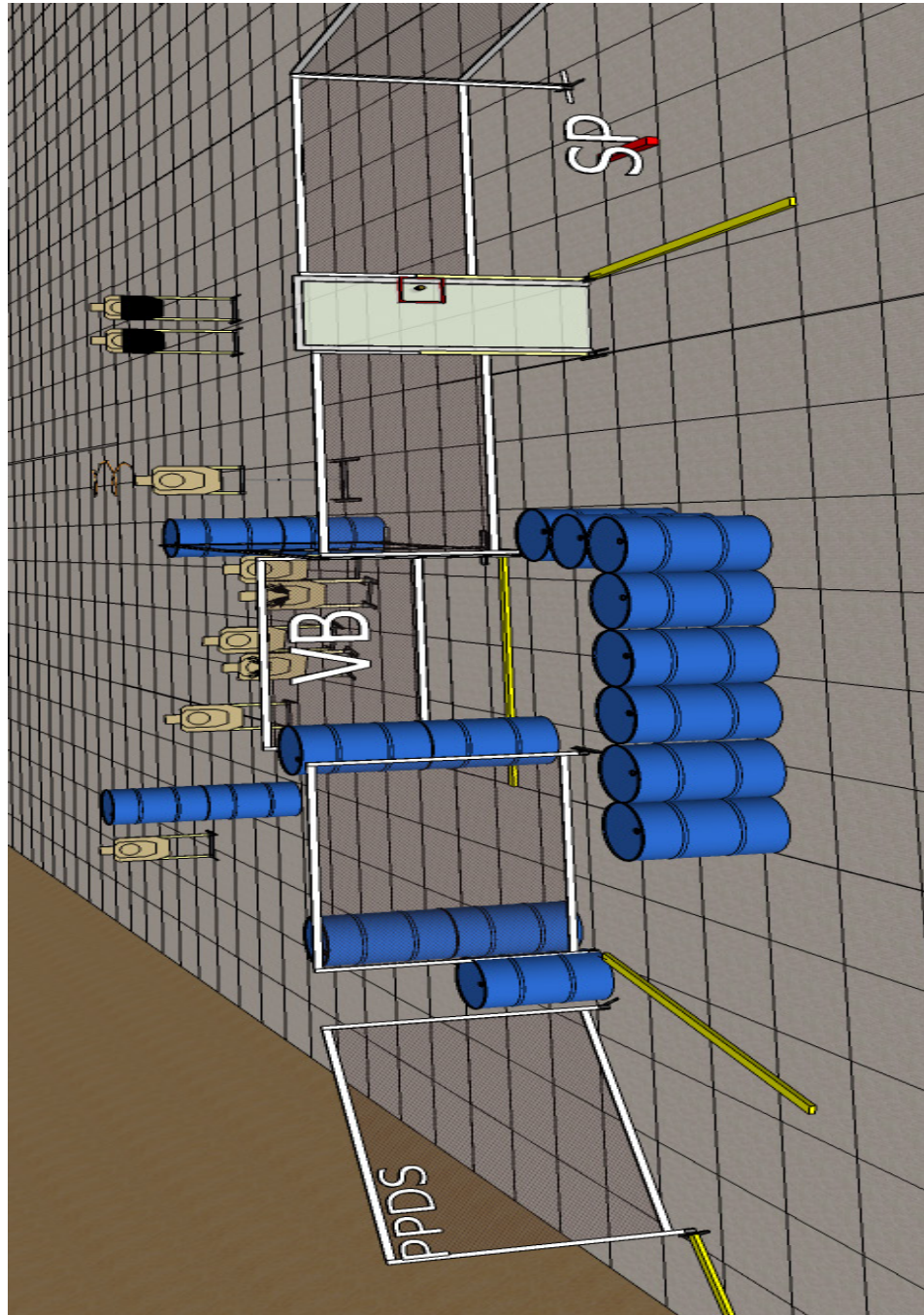
LASER AMMO

TRAINING TECHNOLOGIES

www.laser-ammo.com

[Facebook.com/laser.ammo](https://www.facebook.com/laser.ammo)

[Twitter:@laserammousa](https://twitter.com/laserammousa)




Safe House

Scoring	Unlimited
Round Count	14
Targets	7 threat, 2 non-threat
Scored Hits	Best 2 on T1-T7
Start - Stop	Audible - Last Shot
Rules	Current IDPA Rulebook
Muzzle Safe	180°
Concealment	Required
PPDS	Per CSO instructions
Notes	Opening door activates moving target. Non PPDS shooters engaging targets from designated PPDS POC will incur an FTDR penalty. Line on ground under VB is a forward fault line.

Scenario: A gang of foreign service operatives have mistaken your home for a safe house and have taken your family hostage in the driveway.

Stage Procedure: At the start signal, engage all threats in tactical priority.

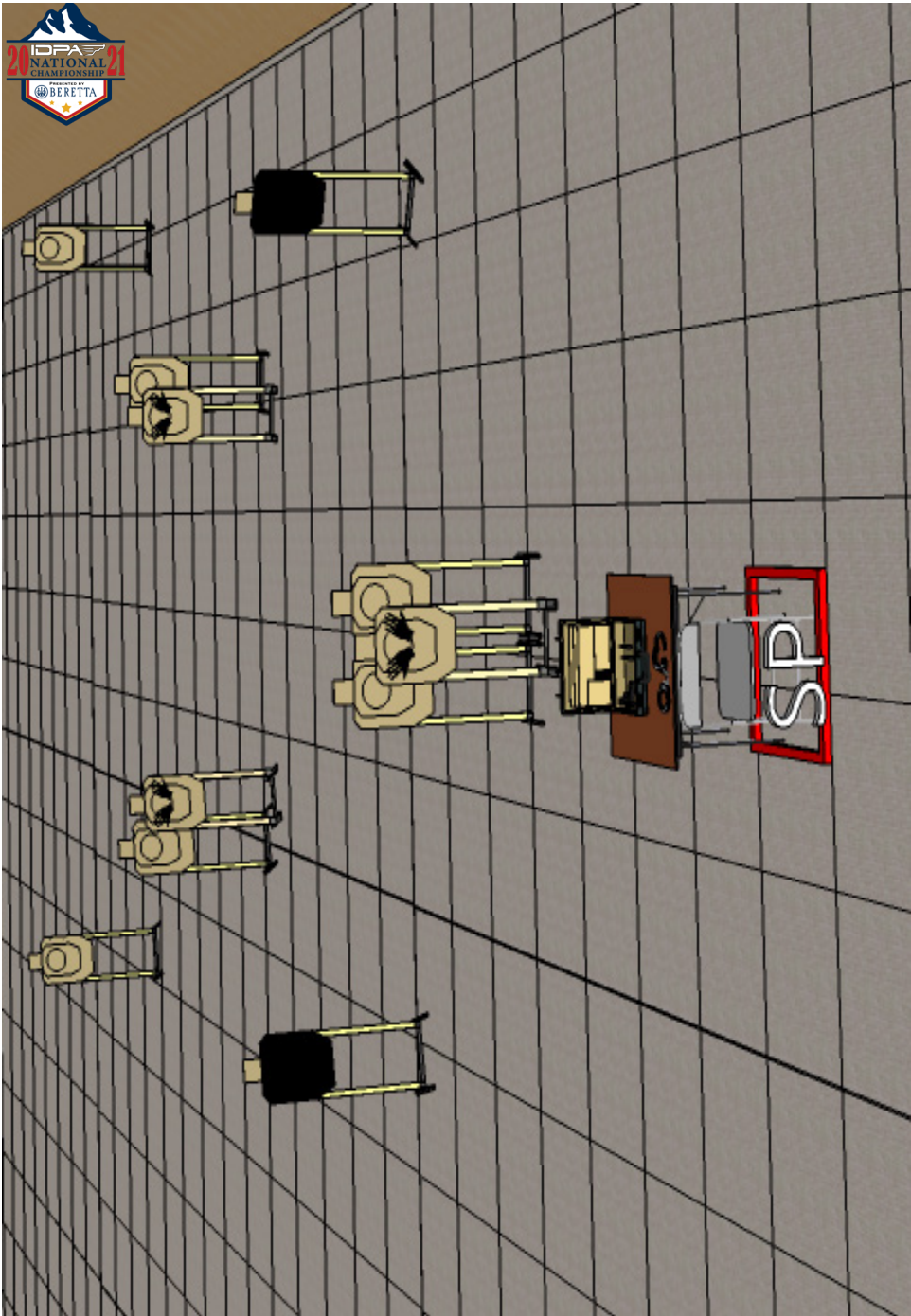
Start Position: Standing at SP facing down range with one foot touching SP marker. Firearm loaded to division capacity and holstered. Spare ammunition carriers on belt.
PCC: Same as above except stock touching belt.



LASER AMMO

TRAINING TECHNOLOGIES

www.laser-ammo.com
Facebook.com/laser.ammo
Twitter:@laserammousa



Robbery Hostage

Scoring	Unlimited
Round Count	16
Targets	8 threat, 3 non-threat
Scored Hits	Best 2 on T1-T8
Start - Stop	Audible - Last Shot
Rules	Current IDPA Rulebook
Muzzle Safe	180°
Concealment	Not required
PPDS	Per CSO instructions

Scenario: You have been taken hostage during a bank robbery. Unfortunately for you, the bad guys handcuffed you and tied you to a chair. Unfortunately for them, they left your briefcase with your firearm and spare ammunition on your desk. Retrieve your firearm and save yourself and the other hostages.

Stage Procedure: At the start signal, engage all threats in tactical priority while seated.

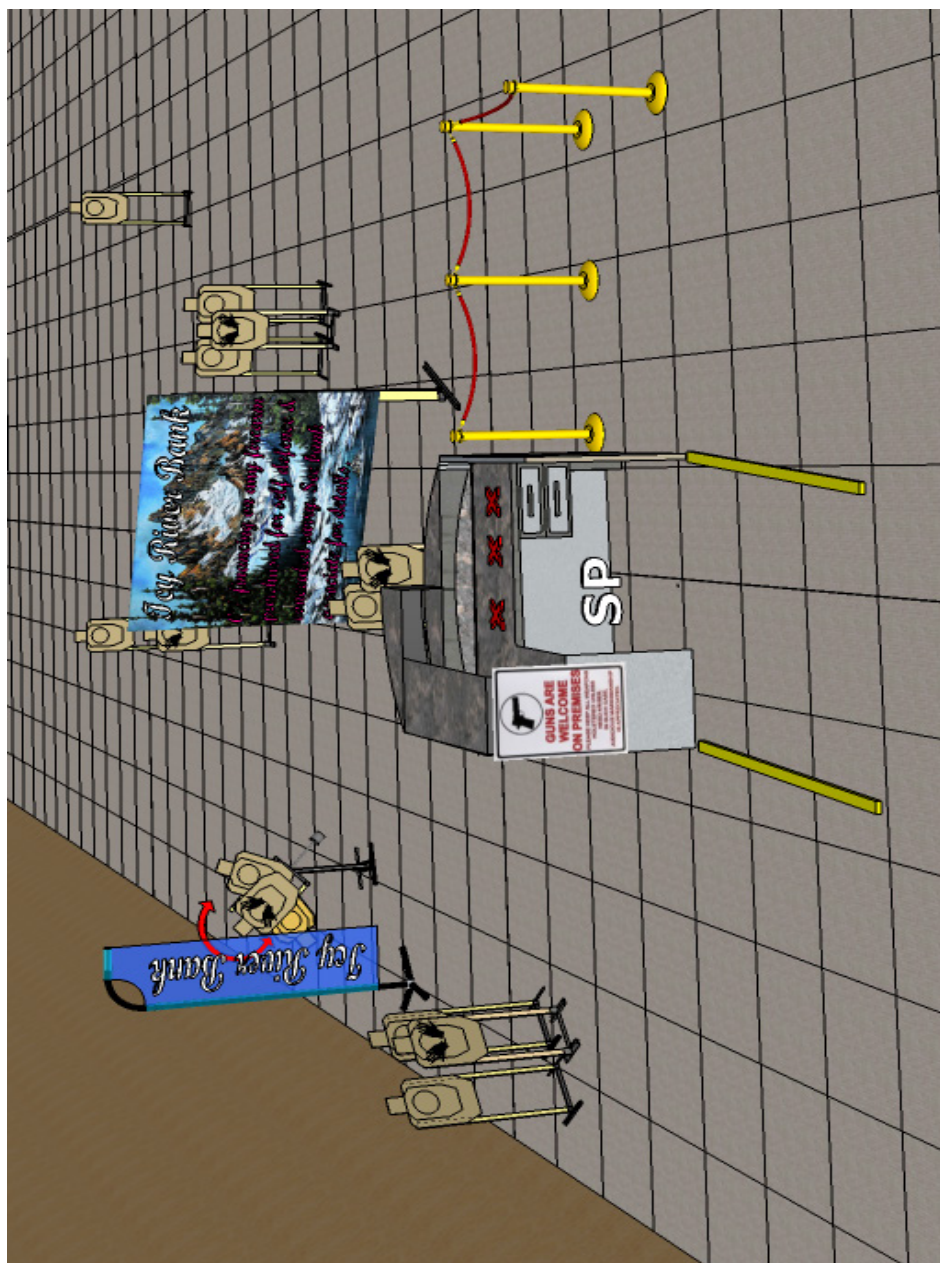
Start Position: Seated in chair with both hands cuffed and hands on knees. Firearm loaded to division capacity and placed in briefcase with lid closed but not latched.

All spare ammunition carriers start inside briefcase.

PCC: Same as above.



www.ghostholsterdirect.com
Facebook.com/ghostholsterusa
[Instagram: @ghost_holster.usa](https://Instagram.com/@ghost_holster.usa)



Icy River Bank

Scoring	Unlimited
Round Count	18
Targets	9 threat, 5 non-threat
Scored Hits	Best 2 on T1-T9
Start - Stop	Audible - Last Shot
Rules	Current IDPA Rulebook
Muzzle Safe	180°
Concealment	Required
PPDS	Per CSO instructions
Notes	Opening drawer activates moving target

Scenario: The morning starts off busy at the Icy River Bank. You're waiting on a customer when a gang of bank robbers grab customers and attempt to rob the bank.

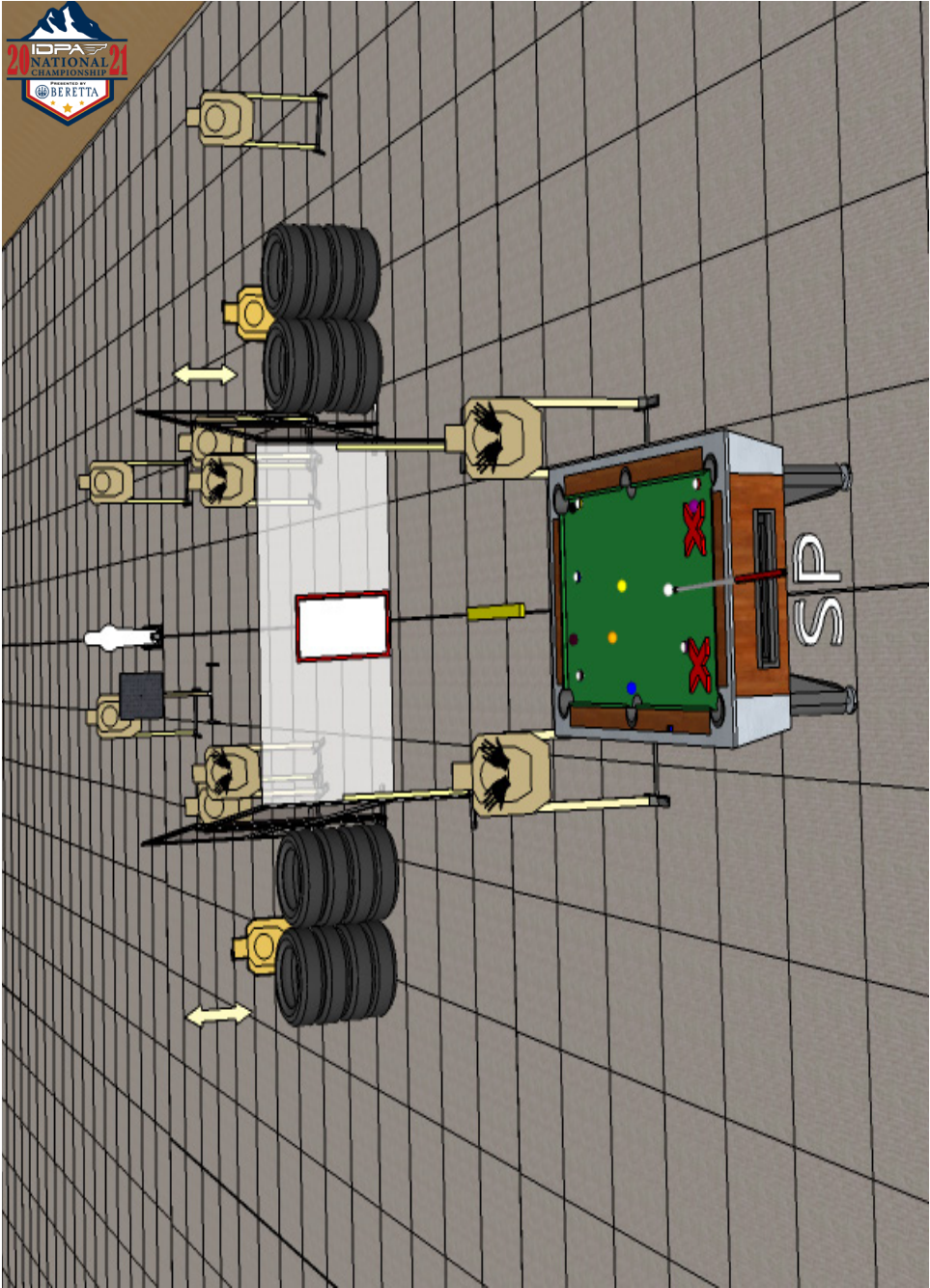
Stage Procedure: At the start signal, engage all threats in tactical priority.

Start Position: Standing at SP with one hand on each X. Firearm unloaded with slide and hammer/striker forward and holstered. All ammunition carriers in closed activator drawer.

PCC: Same as above except trigger guard centered on X.



www.glock.com
[Facebook.com/glock](https://www.facebook.com/glock)
[Instagram: @glockinc](https://www.instagram.com/glockinc)
[Twitter: @glockinc](https://twitter.com/glockinc)



8 Ball

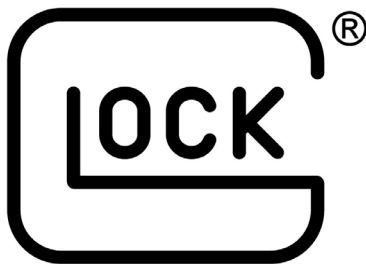
Scoring	Unlimited
Round Count	15
Targets	7 threat, 4 non-threat, 1 steel
Scored Hits	Best 2 on T1-T7, steel must fall to score
Start - Stop	Audible - Last Shot
Rules	Current IDPA Rulebook
Muzzle Safe	180°
Concealment	Required
PPDS	Per CSO instructions
Notes	Pool cue activates both up-down targets

Scenario: While enjoying a relaxing evening with the gang at a local pool hall, a robbery occurs.

Stage Procedure: At the start signal, engage all threats in tactical priority.

Start Position: Standing at SP with strong hand grasping pool cue by the rubber covered portion and support hand depressing palm plate while touching the cue between the 2 black tape marks. Firearm loaded to division capacity and holstered. Spare ammunition carriers on belt.

PCC: Same as above except trigger guard centered on X.



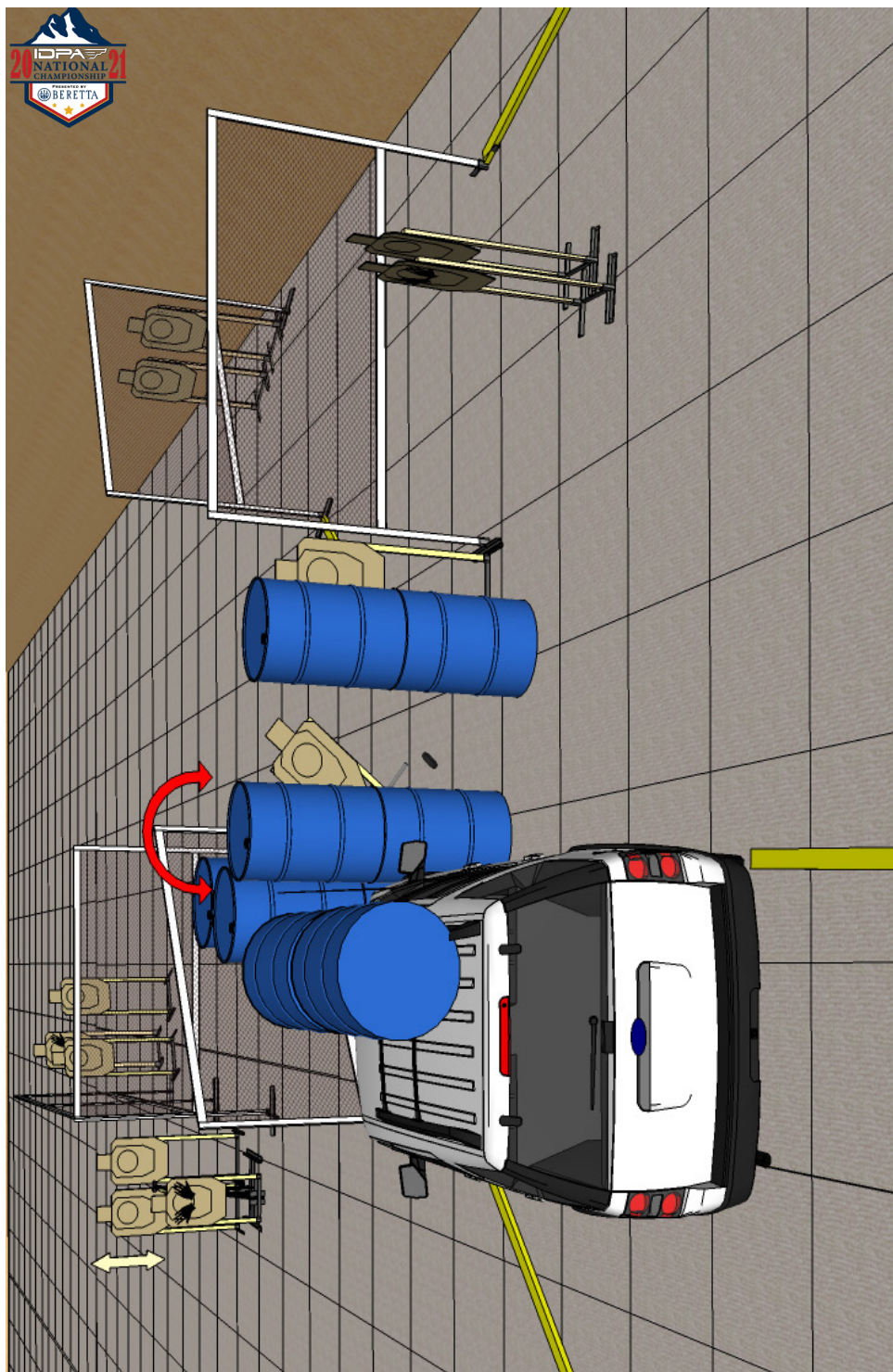
PERFECTION

www.glock.com

Facebook.com/glock

Instagram: @glockinc

Twitter: @glockinc



Shooters in the Park

Scoring	Unlimited
Round Count	18
Targets	9 threat, 3 non-threat
Scored Hits	Best 2 on T1-T9
Start - Stop	Audible - Last Shot
Rules	Current IDPA Rulebook
Muzzle Safe	180°
Concealment	Required
PPDS	Per CSO instruction
Notes	T1-T3 are in the open. Opening door activates moving NT and out/back.

Scenario: Fall has begun. You and your family are planning to enjoy a day at the park. Unfortunately, rival gangs begin shooting at each other.

Stage Procedure: At the start signal, engage all threats in tactical priority.

Start Position: Sitting in driver's seat. Hands on steering wheel at 10 and 2. Firearm loaded to division capacity and placed in passenger seat, muzzle downrange. Spare ammunition carriers on belt.

PCC: Same as above

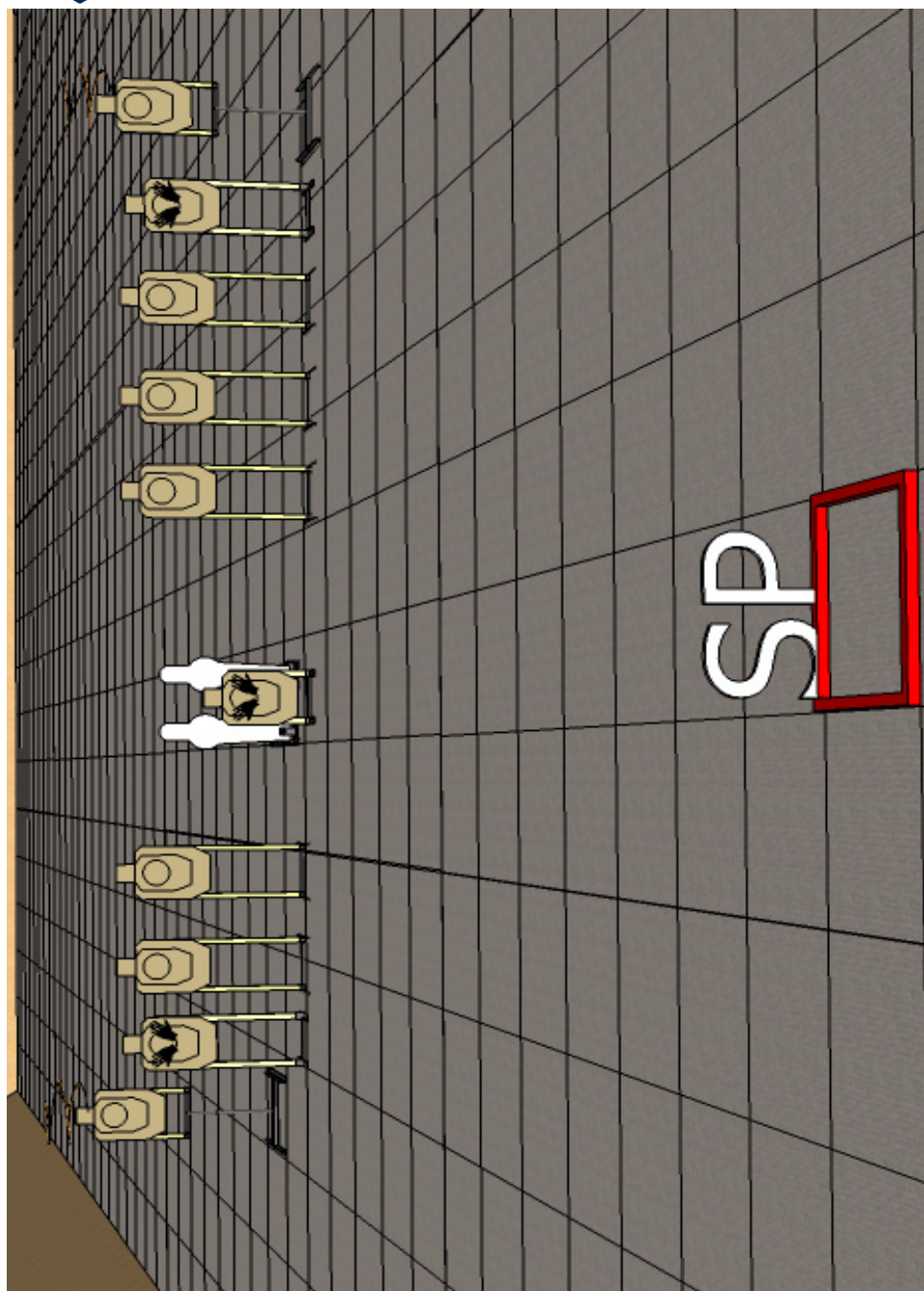


www.dillonprecision.com

[Facebook.com/dillonprecision](https://www.facebook.com/dillonprecision)

[Instagram: @dillonprecision](https://www.instagram.com/dillonprecision)

[Twitter: @precisiondillon](https://twitter.com/precisiondillon)



Body Armor and Buddies

Scoring	Unlimited
Round Count	16
Targets	7 threat, 3 non-threat, 2 steel
Scored Hits	Best 2 on T1-T7, steel must fall to score
Start - Stop	Audible - Last Shot
Rules	Current IDPA Rulebook
Muzzle Safe	180°
Concealment	Required
PPDS	Per CSO instructions
Notes	Left steel activates right mover. Right steel activates left mover.

Scenario: A gang heading to Rock Ridge rides into town on horseback demanding large bags of dimes from the citizens. Defend your town!

Stage Procedure: At the start signal, engage all threats from within box at SP.

Start Position: Standing in box at SP facing down range. Firearm loaded to division capacity and holstered. Spare ammunition carriers on belt.

PCC: Same as above except stock touching belt.

CANIK

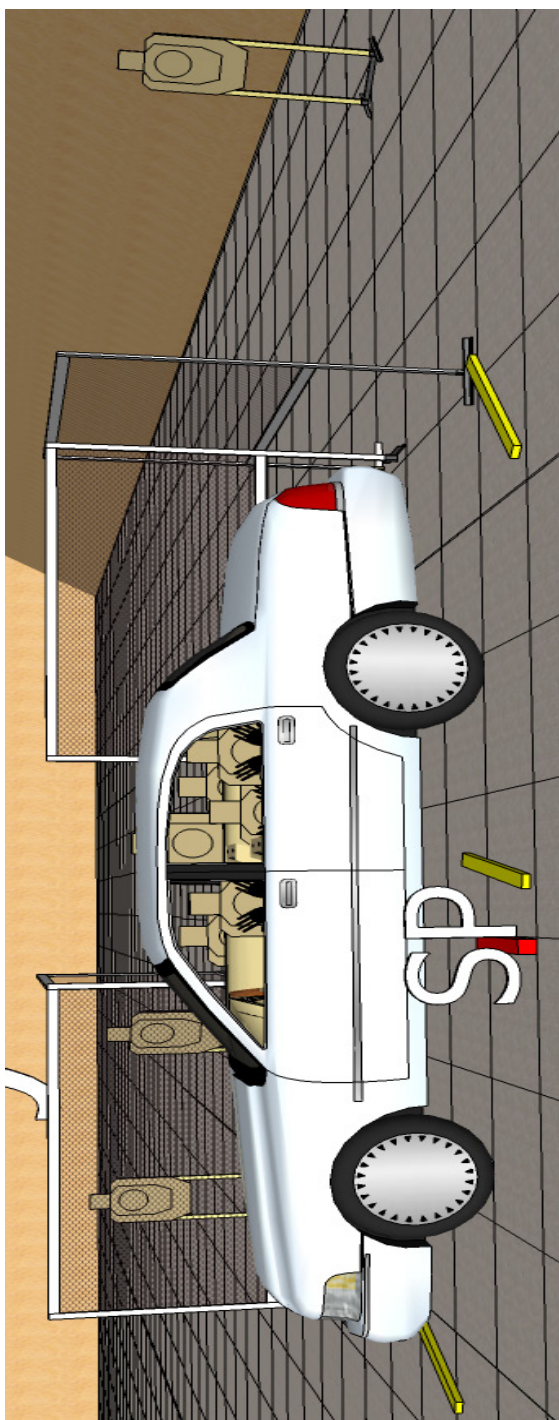
SUPERIOR FIREARMS

www.canikusa.com

[Facebook.com/canikusa](https://www.facebook.com/canikusa)

[Instagram: @canikusa](https://www.instagram.com/canikusa)

[Twitter: @centuryarms](https://twitter.com/centuryarms)



Car Trouble

Scoring	Unlimited
Round Count	18
Targets	6 threat, 3 non-threat
Scored Hits	Best 3 on T1-T6
Start - Stop	Audible - Last Shot
Rules	Current IDPA Rulebook
Muzzle Safe	180°
Concealment	Required
PPDS	Per CSO instructions

Scenario: Riding into the sunset after you and The Waco Kid saved the town of Rock Ridge, outlaws attempt to carjack your Cadillac limousine. Save yourself, The Kid, and your driver.

Stage Procedure: At the start signal, engage all threats using tactical priority.

Start Position: Standing at SP with one hand on each X located on car door. Firearm loaded to division capacity and holstered. Spare ammunition carriers on belt.

PCC: Standing at SP with one foot touching SP marker and strong hand on corresponding X located on door (Right hand on right X, left hand on left X). Stock touching belt.

CANIK

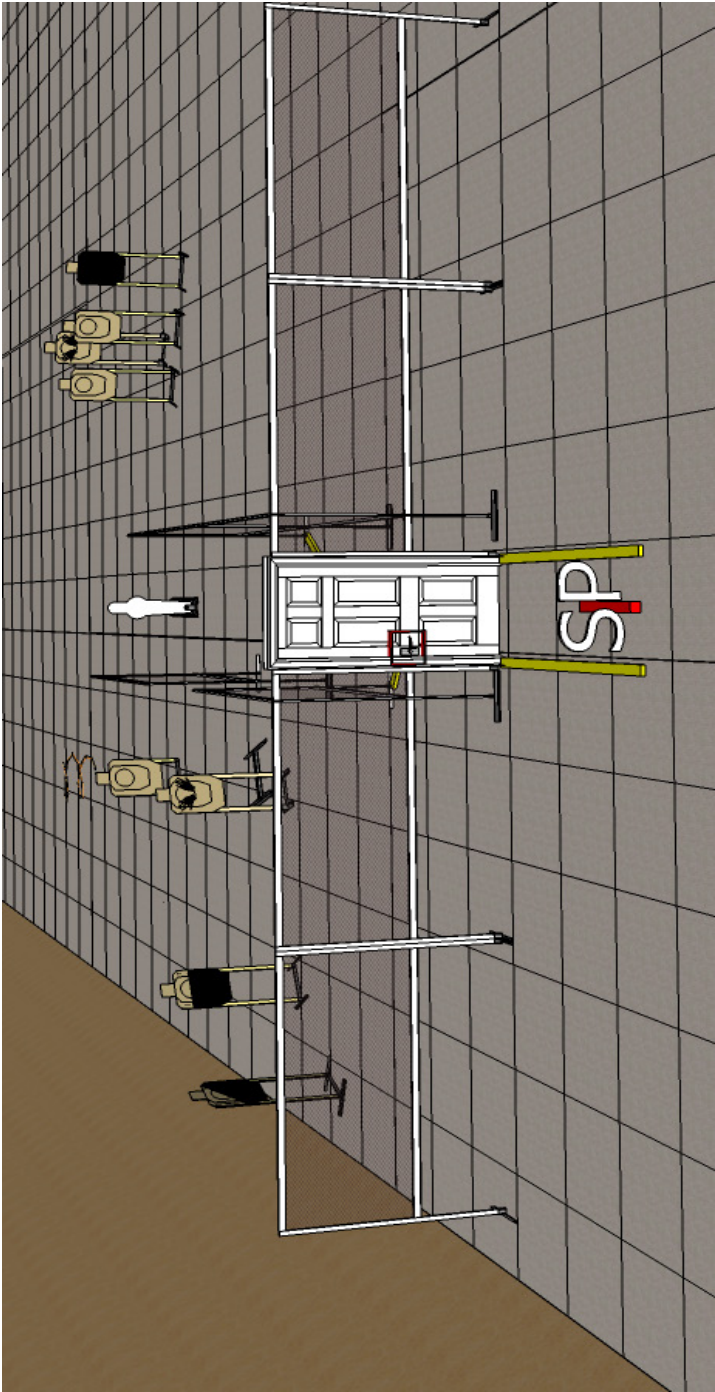
SUPERIOR FIREARMS

www.canikusa.com

[Facebook.com/canikusa](https://www.facebook.com/canikusa)

[Instagram: @canikusa](https://www.instagram.com/canikusa)

[Twitter: @centuryarms](https://twitter.com/centuryarms)



Early Release

Scoring	Unlimited
Round Count	13
Targets	6 threat, 2 non-threat, 1 steel
Scored Hits	Best 2 on T1-T6, steel must fall to score
Start - Stop	Audible - Last Shot
Rules	Current IDPA Rulebook
Muzzle Safe	180°
Concealment	Required
PPDS	Per CSO instructions
Notes	Steel activates moving targets. Engagement of steel beyond threshold of door will result in DQ.

Scenario: Due to the budget deficit, your state established an “early release initiative” for violent felons. You arrive home and discover that some early releasees are just set in their ways and have found weapons to take your house by force.

Stage Procedure: At the start signal, engage all threats in tactical priority.

Start Position: Standing at SP facing down range with one foot touching SP marker. Firearm loaded to division capacity and holstered. Spare ammunition carriers on belt. PCC: Same as above except stock touching belt.

CANIK


SUPERIOR FIREARMS

www.canikusa.com

[Facebook.com/canikusa](https://www.facebook.com/canikusa)

[Instagram: @canikusa](https://www.instagram.com/canikusa)

[Twitter: @centuryarms](https://twitter.com/centuryarms)



Fast and Furious

Scoring	Unlimited
Round Count	16
Targets	4 threat, 2 non-threat
Scored Hits	Best 4 on T1-T4
Start - Stop	Audible - Last Shot
Rules	Current IDPA Rulebook
Muzzle Safe	180°
Concealment	Required
PPDS	Per CSO instructions
Notes	Steel activator behind paper target activates moving target and is non-scoring

Scenario: You're out with a few friends playing cards and the new guy threatens you. Defend yourself and your friends!

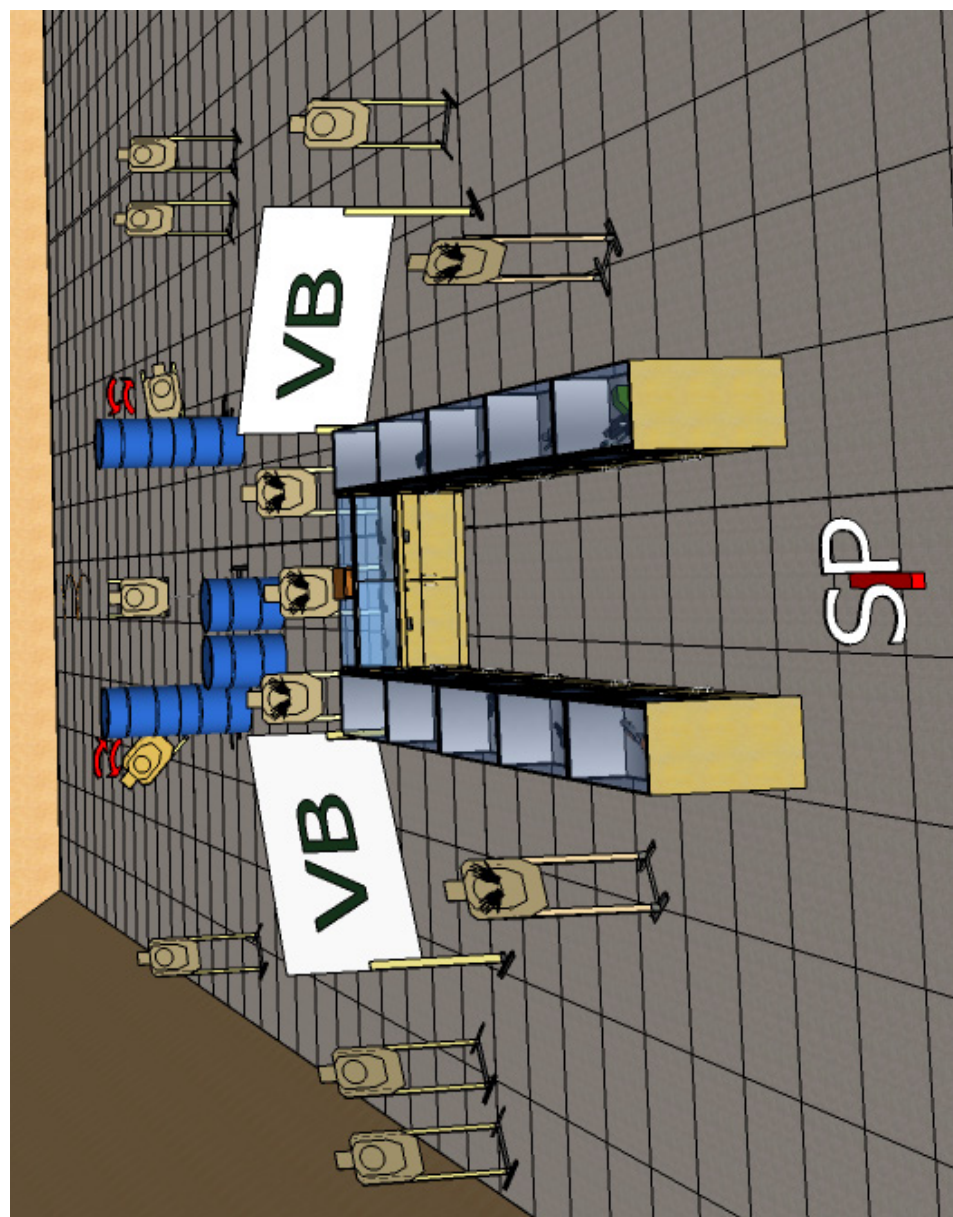
Stage Procedure: At the start signal, engage all threats in tactical priority while seated.

Start Position: Sitting in chair holding cards in both hands with both elbows on table. Chair to start inside of SP box. Firearm loaded to division capacity and holstered. Spare ammunition carriers on belt.

PCC: Same as above except trigger guard centered on X.



www.comp-tac.com
Facebook.com/comptac
[Instagram: @comptacvictorygear](https://Instagram.com/comptacvictorygear)



Gun Store

Scoring	Unlimited
Round Count	18
Targets	9 threat, 5 non-threat
Scored Hits	Best 2 on T1-T9
Start - Stop	Audible - Last Shot
Rules	Current IDPA Rulebook
Muzzle Safe	180°
Concealment	Required
PPDS	Per CSO instructions
Notes	Opening box activates moving targets

Scenario: You are checking out the newest firearm models at your local shop when thieves storm the store.

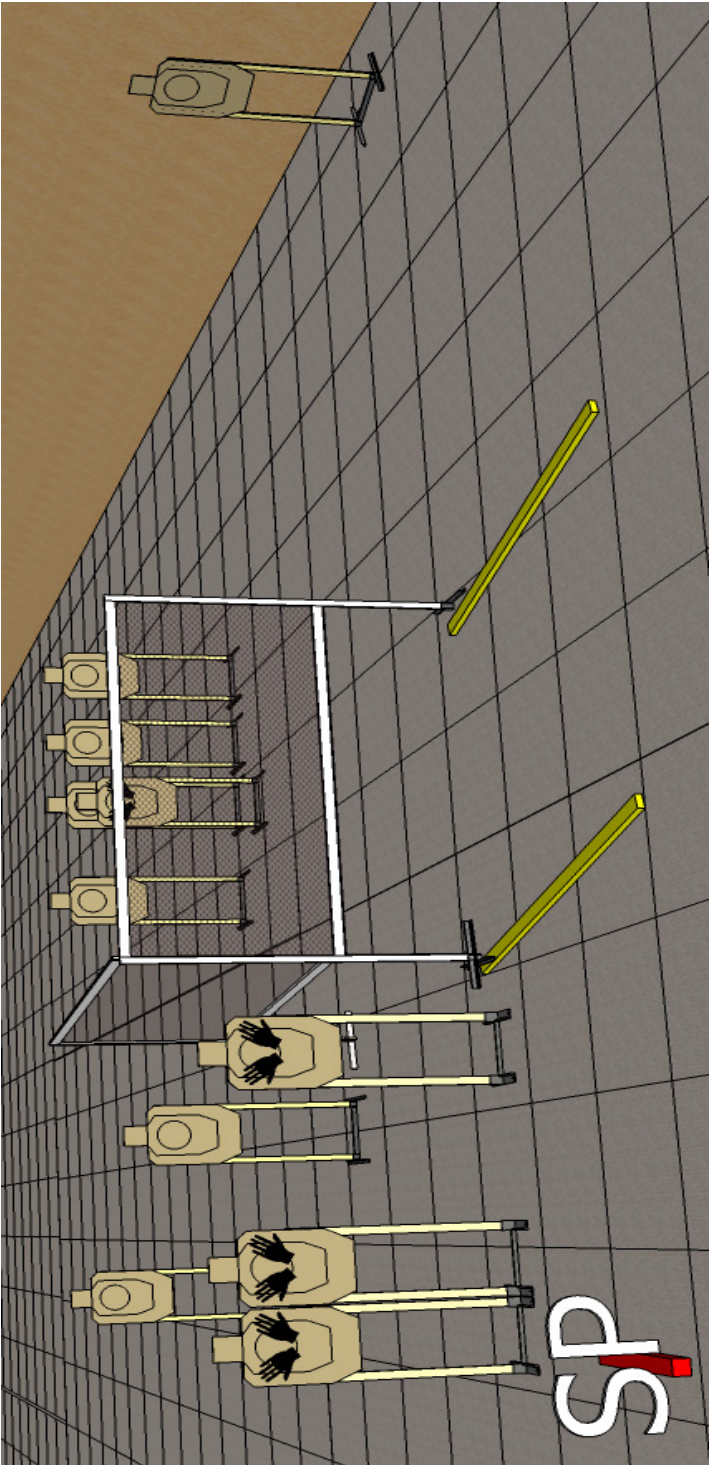
Stage Procedure: At the start signal, engage all threats in tactical priority.

Start Position: Standing at SP facing down range with one foot touching SP marker. Firearm loaded with 6 rounds only and holstered. All spare ammunition carriers in box.

PCC: Same as above except stock touching belt.



www.markvii-loading.com
[Facebook.com/ mark7Reload](https://Facebook.com/mark7Reload)
[Instagram: @markviireloading](https://Instagram.com/@markviireloading)



Burn It Down

Scoring	Unlimited
Round Count	14
Targets	7 threat, 4 non-threat
Scored Hits	Best 2 on T1-T7
Start - Stop	Audible - Last Shot
Rules	Current IDPA Rulebook
Muzzle Safe	180°
Concealment	Required
PPDS	Per CSO instructions

Scenario: While out with your friends, bad guys with guns pick the wrong fight.

Stage Procedure: At the start signal, engage all threats in tactical priority.

Start Position: Standing at SP facing down range with one foot touching SP marker. Firearm loaded to division capacity and holstered. Spare ammunition carriers on belt.

PCC: Same as above except stock touching belt.

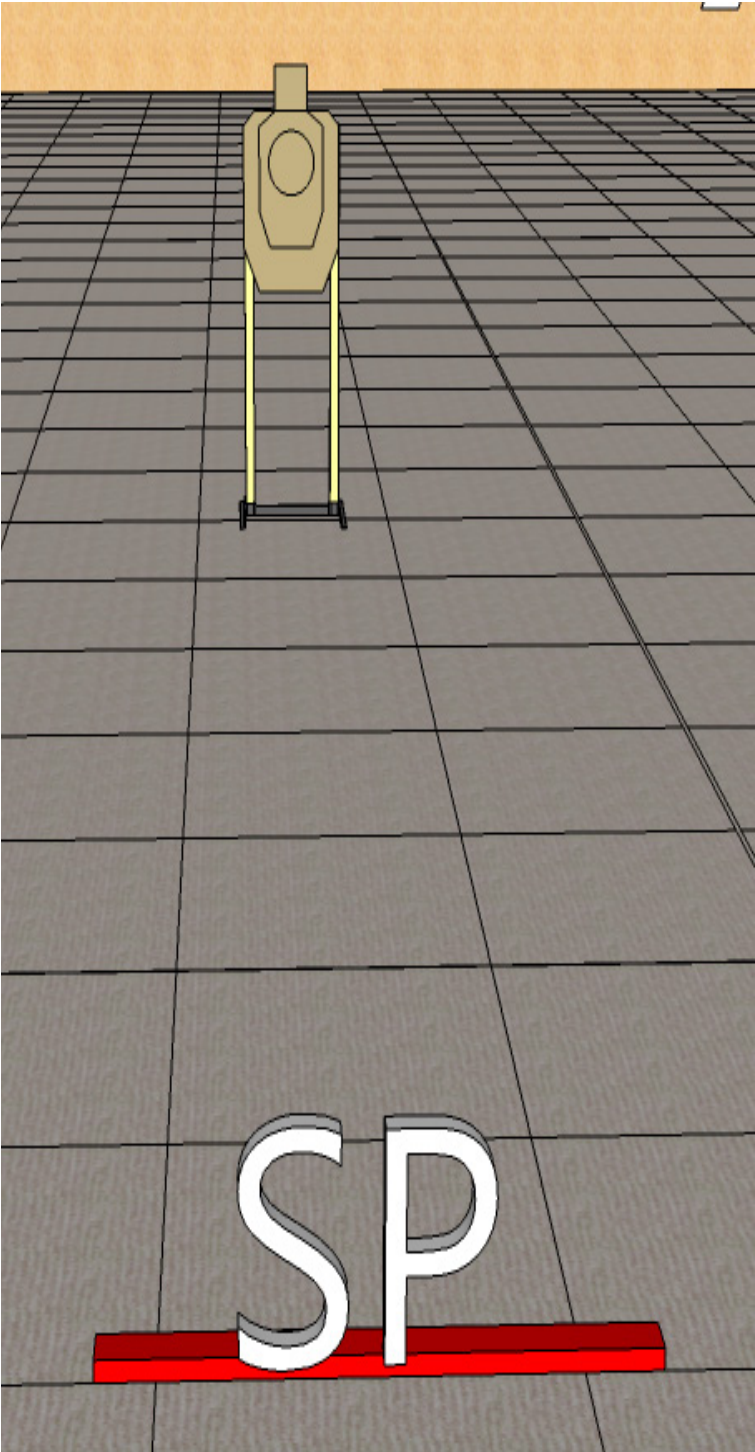


LANGDONTACTICAL.COM

Facebook.com/langdontactical

Instagram: @langdontactical

STAGE 17



Hit that Reload

Scoring	Unlimited
Round Count	6
Targets	1 threat
Scored Hits	Best 4 to the body 2 to the head
Start - Stop	Audible - Last Shot
Rules	Current IDPA Rulebook
Muzzle Safe	180°
Concealment	Required
PPDS	Per CSO Instructions

Scenario: Nail that reload and get warmed up because they're coming for you!

Stage Procedure: At the start signal, engage threat from behind fault line.

Start Position: Standing at SP facing down range and behind fault line. Firearm loaded with 2 rounds only and holstered. Spare ammunition carriers on belt.

PCC: Same as above except stock touching belt.




LANGDONTACTICAL.COM

Facebook.com/langdontactical

Instagram: @langdontactical

STAGE 18



Do I Have to Run?

Scoring	Unlimited
Round Count	6
Targets	1 threat
Scored Hits	Best 5 to the body and 1 to the head
Start - Stop	Audible - Last Shot
Rules	Current IDPA Rulebook
Muzzle Safe	180°
Concealment	Required
PPDS	Per CSO instructions

Scenario: Do you really want to run at this point?

Stage Procedure: At the start signal, engage threat from behind fault line.

Start Position: Standing at SP facing down range and behind fault line. Firearm loaded with 3 rounds only and holstered. Spare ammunition carriers on belt.

PCC: Same as except with stock touching belt.



TAURUS™

www.taurususa.com

Facebook.com/taurususa

[Instagram: @taurususa](https://Instagram.com/taurususa)

[Twitter: @taurususa](https://Twitter.com/taurususa)

Match Sponsors Continued



www.thebluebullets.com

Facebook.com/The-Blue-Bullets



WEBERTACTICAL

www.webertactical.com

Facebook.com/webertactical

Instagram: @webertactical

Twitter:@webertactical



WALKER'S

www.walkersgameear.com

Facebook.com/walkersgameear

Instagram: @walkersgsm



www.gofastdentsuck.net

Facebook.com/gofastdentsuck

Instagram: @gofastdentsuck



www.precisionholsters.com

Facebook.com/precisionholsters

Instagram: @precisionholsters



www.trijon.com

Facebook.com/trijicon

Instagram: @trijicon

Twitter:@trijicon



Facebook.com/missionspecificventures

Instagram: @mission_specific_ventures



www.techwearusa.com

Facebook.com/techwearusa

Instagram: @techwearusa

Twitter:@techwearusa

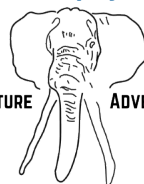


POLYMER80

www.polymer80.com

Facebook.com/polymer80

Instagram: @polymer80inc



SIGNATURE ADVENTURES

www.signature-adventures.com



www.chencustom.com

Facebook.com/stanchencustoms

Instagram: @stanchencustoms

SAFETY OFFICERS & STAFF

Match Director

Seth Hayden

Asst. Match Director

Frank Strong

Noel Gardner

Marty Johnson

Range Master

Trent Walker

Denver Louderback

Chief Safety Officers

Skip Darden

Debbie Singer

David Frazier

Paul Jones

Rick Martindale

Michael Henson

Mark Few

Daniel Humphreys

Ryan Hand

Mark Goede

Todd DeJong

Chris Oliver

Safety Officers

Dean Barr

Deland Barr

Asa Durham

Pete Navesky

Randy Bolinger

Patrick Flores

Mike Foster

Mike Wilkerson

Dabney Crump

Dorothy Goodwin

Yancy Goodwin

Michael Knehs

Alex Dye

Joseph Emerick

David Gallant

David Brahmer

John King

Scott Martin

Jeff Melchior

Richard Wilson

John Casey

Debby Henderson

Jim Johnson

David Fendrich

Paul Gee

Lou Peragallo

Robert West

Edwin Horn

DeeAnna Horn

Owen Maddox

Jim Madere

David Carpenter

Mary-Grace McMahon

James Burnell

Greg Williamson

Staff

Adam Crockett

Bret Henderson

Will Schmied



MATCH INFORMATION

THIS INFORMATION IS YOUR RESPONSIBILITY TO READ AND UNDERSTAND. IF YOU HAVE ANY QUESTIONS, BRING THEM UP AT YOUR SHOOTER'S MEETING OR CONTACT THE MATCH DIRECTOR.

Rules

The rules followed in this match are the IDPA Rules as found in the IDPA Official Rule Book, effective January 1, 2017.

Cold Range

Firearms may only be loaded on the firing line, under SO supervision. Off the line, your gun must be unloaded at all times. It must be holstered or cased unless you are in a Safety Area. You may case, uncage, and holster your gun only in the Safety Areas, NOT ON THE LINE. Maintain a safe muzzle direction at all times!

Muzzle Safe Point

Muzzle safe points will be indicated.

Alcohol and Drugs

Are prohibited on the range.

Target Pasting and Safety Officer Assistance

It is **EVERY** competitor's responsibility to assist the safety officers in any way to reset stages. Shooters can paste at least as many holes as they punch in the targets. Please, everyone help the SOs out.

Holster and Magazine Pouch Belt Locations

It will be the competitor's responsibility to assure that their holster and magazine pouches are worn in an appropriate location per IDPA rules - behind the centerline. If a safety officer has asked you to move your equipment to comply with IDPA rules before shooting their stage, they will mark your score sheet accordingly. If you have more than one score sheet marked, you will be assessed a 3 second procedural penalty for each additional mark.

Schedule

You are expected to show up for meetings and to shoot at your scheduled time and remain with your squad until all stages are completed.

Safety Areas

All Safety Areas are marked by Safety Area signs. You may case, uncage, and holster your firearm only in the Safety Areas, NOT ON THE LINE. No handling ammunition in any Safety Area.

Loading to Division Capacity

Unless the course of fire requires otherwise, all divisions will load to maximum capacity prior to each string of fire.

Nametags

Keep your nametag with you so you can eat lunch and attend the Awards Banquet Dinner.

MATCH INFORMATION

Brass

This is a lost brass match.

Course Walk Through

No individual stage walk throughs will be permitted. Each squad will be given a complete verbal description of the course of fire by the safety officers. However, it will be the competitors responsibility to read and understand the course of fire prior to their squadded shooting time.

PCC

Uncased PCC is carried muzzle down with chamber flag and bolt engaged.

Important Addresses

CAMEO Shooting and Education Complex

3934 I 9/10 Rd.
Palisade, CO 81526

Match Hotel

Holiday Inn and Suites
2751 Crossroads Blvd
Grand Junction CO 81506

Overflow Hotel

LaQuinta Inn
2761 Crossroads Blvd
Grand Junction, CO 81506

Awards Banquet

University Center Ballroom on CMU Campus
1455 N. 12th St.
Grand Junction, CO 81501



Palisade
Dino Mart

*Friendly service, clean restrooms, great deals on
drinks, snacks and hot foods!*

309 W 8th Street Palisade, CO 81526

CSEC BAY - NUMBERING MAP

