

# Standards - Bay 9 Right side

**RULES:** IDPA Rules

**Created By:** ScottTripp

**START POSITION:**

Standing at P1 with firearm loaded to division capacity and holstered. Hands relaxed at sides. PCC at low ready

**SCENARIO:**

Standard stage

**PROCEDURE:**

At the signal, draw and engage each target with 2 rounds each. Engage each array of targets separately near to far. One array free style, one array strong hand only, and one array weak hand only at the shooter's discretion. Each array must be fully engaged before moving to the next array.

**SCORING:** Limited

**ROUND COUNT:** 18

**TARGETS:** 09

**DISTANCE:** 5, 8, and 11 yards


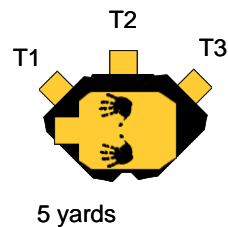
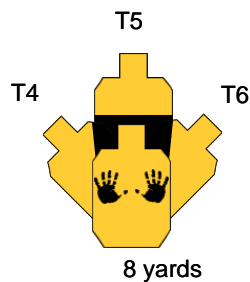
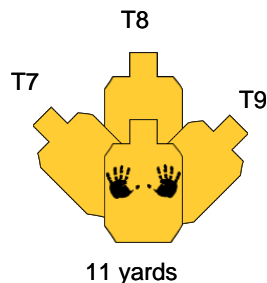
**SCORED HITS:** Best 2

**PENALTIES:** Standard

**CONCEALMENT:** Yes

**NOTES:**

Don't shoot the grass.  
Don't shoot the trees.  
All shots must go into the berms.



Stage design is a guideline.  
Stage may be modified as needed  
to ensure safety and to adhere to Ant Hill and IDPA rules.