


2010 SC IDPA Championship April 23-24, 2010

All Shooters

CDP Champion: Mark Redl CDP - Master 169.52 (15)
 ESP Champion: Morgan Allen ESP - Master 150.76 (17)
 SSP Champion: Michael Hollar SSP - Master 140.64 (13)
 ESR Champion: Kenneth Soucie ESR - Master 210.54 (34)
 SSR Champion: Joshua Sims SSR - Expert 255.89 (71)

High Senior: Tom Yost SSP - Master 163.70 (27)
 High Lady: Cynthia Rich SSP - Sharpshooter 252.36 (79)
 High Law Enforcement: Brian Buller ESP - Master 166.68 (20)
 High Junior: Callie Hart ESP - Marksman 270.98 (55)
 High Military: Todd Codling SSP - Expert 199.76 (40)
 High Distinguished Senior: Bill (Doc) Wells ESP - Sharpshooter 243.50 (37)
 Most Accurate: Jay Shebuski CDP - Master 198.87 (10)


	Match Score	--Penalties--				Stage 1 Stg 1	Stage 2 Stg 2	Stage 3 Stg 3	Stage 4 Stg 4	Stage 5 Stg 5	Stage 6 Stg 6	Stage 7 Stg 7	Stage 8 Stg 8	Stage 9 Stg 9	Stage 10 Stg 10
		PD	NT	PE	FN										
CDP - Master															
1 Mark Redl	169.52	15	0	0	0	20.01 (3)	15.30 (0)	23.55 (3)	19.43 (1)	18.40 (2)	14.85 (3)	18.86 (0)	9.78 (0)	15.08 (0)	14.26 (3)
2 Jamie McReynolds	177.47	24	0	1	0	21.39 (9)	17.15 (1)	21.97 (1)	20.68 (3)	23.46 (4)	15.37 (2)	17.33 (1)	11.23 (1)	14.42 (2)	14.47 (0)
3 Clifford Bryant	183.74	33	0	0	0	18.89 (3)	18.41 (1)	21.76 (1)	21.83 (4)	23.04 (8)	14.56 (1)	21.82 (8)	10.66 (0)	14.16 (0)	18.61 (7)
4 Steve Lisowe	185.66	24	0	0	0	20.61 (2)	16.38 (0)	24.68 (0)	22.51 (2)	19.41 (3)	15.98 (6)	23.15 (8)	9.87 (0)	19.79 (2)	13.28 (1)
5 Jay Shebuski	198.87	10	0	0	0	24.29 (5)	18.32 (1)	23.28 (0)	21.26 (1)	21.34 (1)	15.67 (1)	23.39 (0)	12.87 (0)	19.67 (1)	18.78 (0)
6 David Bramble	202.01	29	0	0	0	23.55 (4)	18.74 (1)	23.80 (1)	22.74 (3)	19.06 (2)	22.99 (12)	22.61 (4)	13.28 (0)	17.33 (0)	17.91 (2)
CDP - Expert															
1 Terry Freeman	198.84	33	0	0	0	23.05 (8)	19.28 (1)	21.30 (0)	25.69 (7)	31.37 (6)	16.05 (5)	19.23 (2)	10.46 (0)	14.21 (0)	18.20 (4)
2 Patrick Elmore	225.51	27	0	0	0	25.35 (4)	21.35 (0)	28.22 (0)	24.97 (2)	20.58 (2)	20.23 (7)	32.14 (9)	14.88 (2)	19.27 (0)	18.52 (1)
3 Larry Betzel	225.72	46	0	0	0	28.80 (19)	20.26 (0)	33.45 (5)	28.46 (4)	22.10 (4)	18.91 (5)	23.35 (2)	13.27 (3)	20.03 (1)	17.09 (3)
4 Rick Terhune	228.45	32	0	1	0	21.93 (1)	21.35 (0)	27.67 (2)	26.27 (0)	23.89 (2)	16.72 (2)	28.10 (6)	21.21 (13)	17.04 (0)	24.27 (6)
5 Mike Rodman	235.69	33	1	1	0	24.64 (9)	22.15 (0)	26.73 (1)	33.91 (2)	27.26 (4)	23.62 (2)	27.93 (6)	14.00 (2)	16.82 (4)	18.63 (3)
6 Roy Garrett	242.48	43	0	0	0	27.73 (8)	21.86 (3)	27.00 (1)	29.05 (5)	27.79 (12)	17.63 (3)	32.80 (8)	16.76 (1)	19.60 (1)	22.26 (1)
7 Andy Newton	242.81	47	0	0	1	23.96 (3)	26.22 (5)	30.07 (4)	22.49 (3)	30.51 (8)	24.06 (14)	29.88 (5)	15.12 (2)	21.65 (0)	18.85 (3)
8 Mark Hornung	262.09	57	0	0	0	28.89 (6)	24.44 (1)	30.59 (0)	29.75 (10)	29.50 (11)	23.81 (11)	30.05 (6)	16.29 (5)	27.73 (2)	21.04 (5)
9 Bert Coalson	264.13	35	1	0	0	29.22 (1)	23.20 (1)	31.53 (2)	30.67 (5)	34.33 (13)	22.63 (3)	33.92 (5)	15.77 (2)	21.61 (0)	21.25 (3)
10 Tom Iradi	265.77	56	0	1	1	26.41 (4)	23.41 (4)	32.82 (5)	30.17 (12)	39.43 (13)	23.00 (8)	29.47 (4)	16.08 (0)	22.23 (0)	22.75 (6)



2010 SC IDPA Championship April 23-24, 2010

All Shooters


	Match Score	--Penalties--				Stage 1 Stg 1	Stage 2 Stg 2	Stage 3 Stg 3	Stage 4 Stg 4	Stage 5 Stg 5	Stage 6 Stg 6	Stage 7 Stg 7	Stage 8 Stg 8	Stage 9 Stg 9	Stage 10 Stg 10
		PD	NT	PE	FN										
CDP - Sharpshooter															
1 Sami Sahab	228.33	28	0	0	0	26.22 (4)	20.39 (1)	27.17 (2)	30.95 (2)	24.96 (4)	17.44 (2)	26.20 (6)	15.59 (6)	19.48 (0)	19.93 (1)
2 Wayne Troutman	237.10	70	1	0	1	30.54 (16)	23.55 (7)	28.55 (3)	26.56 (5)	26.81 (11)	20.23 (6)	28.81 (11)	14.29 (2)	17.80 (4)	19.96 (5)
3 Carey Rabideau	245.74	56	2	0	0	25.29 (8)	20.22 (2)	33.06 (8)	29.92 (5)	27.61 (8)	20.83 (6)	26.59 (9)	16.66 (2)	24.42 (1)	21.14 (7)
4 Stephen Bischoff	250.79	47	0	0	0	25.66 (8)	26.90 (5)	28.49 (1)	27.34 (5)	27.36 (5)	22.85 (7)	31.18 (4)	15.33 (4)	21.60 (3)	24.08 (5)
5 Rebecca Bramble	256.91	50	0	0	0	24.92 (7)	24.55 (0)	30.67 (3)	34.89 (2)	26.43 (9)	20.76 (10)	32.88 (14)	14.59 (1)	23.34 (1)	23.88 (3)
6 William V. Meyer	264.26	45	0	0	0	27.90 (6)	24.83 (3)	34.29 (7)	30.65 (4)	28.91 (3)	21.89 (4)	29.18 (6)	19.47 (3)	20.99 (2)	26.15 (7)
7 Doug Ottinger	266.59	90	2	0	0	30.60 (21)	22.75 (2)	28.79 (3)	35.60 (9)	26.39 (9)	24.74 (17)	32.43 (6)	18.88 (7)	21.54 (8)	24.87 (8)
8 John Payne	275.99	87	0	2	0	44.27 (26)	25.39 (5)	26.64 (3)	32.95 (12)	27.53 (9)	25.39 (18)	31.18 (1)	16.79 (5)	19.52 (2)	26.33 (6)
9 John Obelenus	283.04	84	1	0	1	31.18 (18)	24.44 (1)	31.16 (6)	42.02 (12)	33.16 (17)	23.21 (9)	30.11 (6)	21.85 (8)	20.26 (0)	25.65 (7)
10 Scott W. McCarthy	290.85	85	1	0	4	34.44 (9)	24.22 (7)	29.21 (2)	29.29 (2)	49.66 (35)	35.98 (14)	29.18 (5)	17.46 (3)	19.23 (1)	22.18 (7)
11 Michael Dawson	322.10	28	0	0	0	41.43 (11)	41.74 (0)	33.97 (0)	34.36 (0)	32.65 (3)	23.10 (4)	37.57 (3)	20.56 (4)	25.79 (1)	30.93 (2)
12 John Warsaw	363.43	113	0	0	1	39.31 (22)	29.98 (5)	41.70 (4)	35.60 (2)	42.06 (21)	34.50 (20)	55.56 (16)	24.21 (13)	31.97 (8)	28.54 (2)
CDP - Marksman															
1 Toni Dandreamatteo	240.03	65	1	1	0	19.34 (5)	21.30 (10)	23.50 (4)	22.97 (2)	36.82 (10)	19.69 (11)	32.59 (3)	27.20 (13)	19.72 (4)	16.90 (3)
2 Mark Gadomski	243.32	56	0	0	0	29.99 (10)	25.36 (6)	28.68 (1)	26.47 (11)	22.63 (8)	25.56 (16)	26.80 (2)	12.23 (2)	23.64 (0)	21.96 (0)
3 Brian Bigelow	247.04	54	0	1	0	24.66 (8)	26.78 (9)	52.83 (5)	24.46 (8)	21.93 (5)	21.05 (7)	23.54 (6)	13.68 (1)	14.68 (2)	23.43 (3)
4 James K. Collins	249.36	44	0	0	1	22.22 (5)	21.40 (3)	29.22 (1)	31.24 (4)	34.47 (14)	17.01 (3)	29.02 (5)	15.19 (2)	21.47 (1)	28.12 (6)
5 David Scott	267.91	51	0	0	0	29.34 (7)	22.91 (0)	30.61 (1)	29.21 (3)	29.96 (11)	26.70 (8)	33.00 (14)	18.36 (0)	25.65 (1)	22.17 (6)
6 Simon LeRay	270.58	34	0	1	0	31.89 (5)	23.28 (0)	32.18 (3)	34.45 (7)	27.59 (5)	21.42 (4)	33.64 (4)	17.69 (2)	23.38 (1)	25.06 (3)
7 Michael Adams	272.06	78	0	0	1	33.35 (21)	22.31 (3)	34.28 (4)	30.85 (9)	30.02 (11)	26.80 (13)	36.48 (8)	14.79 (1)	19.60 (0)	23.58 (8)
8 Justin C. Branton	280.24	36	1	0	0	29.89 (9)	29.38 (1)	34.13 (1)	33.01 (3)	32.35 (11)	19.31 (4)	37.40 (1)	16.80 (1)	20.27 (3)	27.70 (2)
9 Scott Powers	291.16	53	1	0	0	31.78 (16)	27.87 (3)	32.15 (4)	29.48 (3)	38.24 (7)	22.79 (6)	36.55 (5)	17.05 (3)	23.41 (2)	31.84 (4)
10 Keith D. Meyer	308.14	74	1	0	0	31.97 (8)	27.43 (5)	32.29 (3)	30.30 (3)	38.17 (17)	29.17 (14)	41.49 (7)	25.45 (9)	24.85 (2)	27.02 (6)
11 Jeff Dampac	313.16	58	1	0	0	37.92 (18)	28.73 (2)	30.70 (2)	40.63 (8)	42.98 (8)	26.98 (11)	33.11 (3)	20.30 (2)	24.88 (0)	26.93 (4)
12 Ted Hayden	315.73	59	1	2	1	40.54 (9)	29.71 (4)	34.18 (5)	41.26 (3)	42.20 (16)	23.68 (2)	37.33 (6)	19.33 (9)	22.29 (1)	25.21 (4)
13 Leonard Taylor	360.21	51	0	1	0	73.57 (11)	28.73 (4)	29.70 (1)	33.16 (4)	66.82 (3)	25.30 (7)	39.69 (7)	16.41 (3)	23.56 (1)	23.27 (10)
14 Diana Adams	371.01	155	1	1	1	40.67 (22)	31.38 (11)	34.17 (10)	50.26 (26)	40.00 (16)	33.72 (20)	45.58 (10)	25.48 (17)	27.98 (5)	41.77 (18)
15 Mike G. Phillips	463.07	85	1	3	1	38.91 (3)	42.46 (12)	53.01 (7)	41.05 (6)	45.67 (12)	38.96 (16)	57.41 (5)	27.96 (8)	67.01 (2)	50.63 (14)
CDP - Novice															
1 Alan Starkey	472.40	102	2	1	2	48.05 (19)	36.46 (0)	50.07 (3)	70.04 (22)	54.34 (10)	44.97 (23)	54.34 (10)	30.63 (8)	46.06 (1)	37.44 (6)



2010 SC IDPA Championship April 23-24, 2010

All Shooters


	Match Score	--Penalties--				Stage 1 Stg 1	Stage 2 Stg 2	Stage 3 Stg 3	Stage 4 Stg 4	Stage 5 Stg 5	Stage 6 Stg 6	Stage 7 Stg 7	Stage 8 Stg 8	Stage 9 Stg 9	Stage 10 Stg 10
		PD	NT	PE	FN										
ESP - Master															
1 Morgan Allen	150.76	17	0	1	0	17.15 (4)	15.22 (3)	19.54 (0)	15.25(1)	14.61 (2)	14.64 (3)	13.27(0)	9.80 (0)	13.39(1)	17.89 (3)
2 Tom Carpenter	155.96	28	0	0	0	16.28 (5)	14.20 (1)	19.28 (2)	16.33 (1)	17.42 (5)	16.29 (7)	15.52 (3)	10.94 (2)	13.65 (1)	16.05 (1)
3 Brian Buller	166.68	20	0	0	0	16.28 (1)	14.25 (1)	22.27 (2)	15.78 (0)	14.85 (4)	15.05 (3)	19.02 (3)	15.47 (5)	16.47 (0)	17.24 (1)
4 Tom Thompson	170.15	46	0	0	0	15.71 (5)	22.58 (3)	20.60 (5)	15.81 (1)	15.41 (5)	21.37 (14)	17.28 (5)	11.47 (1)	14.79 (1)	15.13 (6)
5 Larry Hill	175.42	27	0	0	0	19.35 (3)	14.50 (2)	21.76 (5)	18.09 (3)	15.26 (3)	16.20 (2)	20.73 (3)	12.83 (1)	18.27 (4)	18.43 (1)
ESP - Expert															
1 John Hill	169.93	31	0	0	0	21.30 (7)	18.50 (7)	22.36 (2)	16.51 (1)	14.31 (2)	13.31 (1)	17.24 (6)	13.32 (0)	15.49 (1)	17.59 (4)
2 James Oliver	185.50	32	0	2	0	19.59 (4)	16.81 (5)	24.13 (3)	16.28 (0)	26.30 (11)	13.04 (1)	18.24 (3)	11.97 (0)	14.65 (0)	24.49 (5)
3 David Soucie	189.45	54	0	2	0	20.04 (10)	15.93 (3)	22.61 (4)	18.48 (6)	16.86 (7)	18.19 (11)	21.96 (5)	17.00 (1)	19.26 (0)	19.12 (7)
4 Robin Tirpak	191.88	30	0	0	0	24.50 (11)	17.47 (1)	21.90 (0)	21.53 (4)	17.95 (2)	18.42 (5)	22.19 (5)	12.89 (1)	16.69 (1)	18.34 (0)
5 Mike Ross	198.46	35	0	0	0	21.20 (5)	17.40 (3)	23.29 (0)	22.13 (5)	17.96 (4)	16.65 (2)	20.04 (3)	13.17 (2)	22.92 (3)	23.70 (8)
6 Dave Goldman	200.57	30	0	0	1	19.54 (2)	15.48 (2)	22.29 (2)	27.44 (8)	28.20 (8)	15.53 (0)	24.12 (3)	13.54 (0)	17.12 (0)	17.31 (5)
7 Bill Miller	206.79	35	3	0	0	18.87 (4)	17.56 (2)	25.01 (2)	18.78 (1)	24.31 (7)	20.09 (11)	23.92 (5)	14.78 (1)	26.78 (2)	16.69 (0)
8 Alan W. Mullenax	213.51	33	0	0	0	22.21 (2)	18.35 (0)	26.65 (0)	26.29 (4)	22.48 (8)	18.66 (6)	23.30 (6)	14.53 (2)	20.03 (0)	21.01 (5)
9 Don Burris	223.23	55	0	0	0	25.39 (6)	18.07 (0)	24.26 (2)	24.91 (6)	26.16 (14)	22.32 (5)	23.67 (8)	21.69 (14)	17.50 (0)	19.26 (0)
ESP - Sharpshooter															
1 Jeffrey B. Jones	197.33	28	0	0	0	23.06 (10)	16.53 (1)	30.24 (5)	20.58 (0)	17.97 (5)	14.94 (0)	19.80 (3)	16.41 (2)	18.81 (0)	18.99 (2)
2 Danny Pughsley	210.19	52	0	0	0	23.16 (14)	16.13 (0)	24.49 (3)	21.74 (2)	20.93 (9)	17.92 (8)	22.82 (4)	16.63 (4)	18.83 (0)	27.54 (8)
3 David Roberts	229.12	39	0	0	0	22.93 (1)	17.97 (0)	27.71 (1)	23.36 (1)	24.10 (6)	26.81 (13)	24.40 (4)	18.69 (8)	20.20 (1)	22.95 (4)
4 John Taylor	234.63	37	1	1	0	31.81 (7)	20.09 (1)	24.24 (4)	26.32 (3)	26.73 (10)	23.54 (8)	23.67 (3)	13.63 (0)	20.64 (0)	23.96 (1)
5 Bill (Doc) Wells	243.50	37	0	3	0	26.39 (15)	29.95 (3)	27.02 (0)	28.81 (0)	22.85 (5)	21.06 (5)	25.27 (3)	17.59 (3)	22.84 (1)	21.72 (2)
6 Tom Switzer	254.26	76	0	0	0	26.38 (7)	26.22 (8)	24.61 (3)	26.54 (6)	25.11 (12)	30.60 (24)	27.72 (1)	17.47 (4)	25.05 (2)	24.56 (9)
7 Sam Evans	257.36	84	2	0	0	28.12 (15)	22.56 (7)	28.15 (6)	27.81 (11)	26.01 (9)	29.19 (18)	32.03 (6)	16.90 (3)	25.18 (1)	21.41 (8)
8 Chuck Brothers	275.74	61	0	0	0	32.22 (7)	31.61 (3)	27.06 (2)	27.70 (2)	28.22 (14)	27.72 (17)	32.81 (8)	18.70 (1)	23.07 (1)	26.63 (6)
9 Jimmy Bell II	292.69	125	2	0	2	29.27 (12)	18.52 (7)	24.05 (8)	29.96 (14)	35.42 (12)	44.10 (27)	37.54 (21)	18.08 (6)	20.99 (1)	34.76 (17)



2010 SC IDPA Championship April 23-24, 2010

All Shooters


	Match Score	--Penalties--				Stage 1 Stg 1	Stage 2 Stg 2	Stage 3 Stg 3	Stage 4 Stg 4	Stage 5 Stg 5	Stage 6 Stg 6	Stage 7 Stg 7	Stage 8 Stg 8	Stage 9 Stg 9	Stage 10 Stg 10	
		PD	NT	PE	FN											
ESP - Marksman																
1	Aric Cowart	226.86	68	1	0	0	26.45 (12)	17.81 (1)	24.56 (2)	23.50 (7)	24.64 (18)	21.34 (12)	23.58 (4)	15.44 (5)	24.89 (1)	24.65 (6)
2	Ben Lawson	245.97	107	0	0	1	29.11 (18)	21.64 (8)	28.89 (5)	33.61 (17)	26.32 (20)	20.28 (6)	27.10 (12)	18.66 (12)	20.30 (4)	20.06 (5)
3	James (Buddy) Brown	254.55	38	0	0	0	25.08 (8)	21.93 (0)	26.19 (1)	27.19 (4)	23.75 (10)	24.91 (10)	27.25 (1)	24.19 (1)	24.37 (1)	29.69 (2)
4	Roxanne Hill	270.12	65	0	0	1	29.19 (13)	23.32 (5)	31.64 (4)	27.06 (5)	35.36 (16)	25.23 (8)	27.10 (5)	18.92 (2)	23.89 (2)	28.41 (5)
5	Callie Hart	270.98	55	0	0	0	28.56 (9)	25.82 (6)	30.33 (3)	27.97 (3)	25.92 (11)	25.95 (7)	29.79 (4)	18.68 (2)	26.47 (2)	31.49 (8)
6	Mike Jaeger	272.79	48	1	0	0	26.54 (10)	22.63 (2)	30.30 (6)	30.80 (2)	35.66 (9)	37.09 (4)	29.36 (3)	16.53 (1)	22.41 (0)	21.47 (11)
7	Joxel Rivera	281.13	82	0	0	0	30.54 (15)	21.84 (4)	25.68 (1)	28.65 (2)	27.79 (11)	22.24 (8)	43.43 (9)	29.24 (21)	23.88 (1)	27.84 (10)
8	Cale Hawkins	287.13	39	0	0	1	30.50 (12)	26.60 (0)	32.10 (0)	37.57 (3)	30.98 (13)	22.17 (2)	28.26 (3)	19.14 (4)	26.86 (0)	32.95 (2)
9	Todd Coey	290.09	89	0	0	3	33.36 (20)	34.65 (13)	27.91 (0)	30.01 (2)	26.20 (11)	32.59 (18)	23.03 (3)	32.39 (13)	24.85 (1)	25.10 (8)
10	Garry Jones	297.98	65	0	1	0	34.64 (11)	27.29 (9)	28.83 (2)	33.15 (2)	32.25 (13)	29.36 (15)	30.27 (1)	22.64 (6)	24.65 (0)	34.90 (6)
11	Charles W. Hensley	298.00	37	0	0	0	32.44 (7)	25.17 (2)	33.16 (1)	33.27 (4)	35.44 (9)	29.40 (8)	32.59 (2)	17.58 (0)	32.05 (0)	26.90 (4)
12	Katherine Westgate	312.51	76	0	0	1	38.68 (17)	26.59 (3)	30.39 (5)	36.25 (9)	33.67 (6)	31.95 (14)	33.03 (11)	17.22 (2)	29.31 (4)	35.42 (5)
13	Jack Sheppard	316.99	49	0	0	0	40.34 (11)	27.29 (1)	38.80 (3)	36.26 (3)	29.98 (12)	29.33 (11)	32.59 (2)	20.53 (5)	30.66 (0)	31.21 (1)
14	Feliza B. Dampac	360.38	71	1	0	1	38.35 (14)	34.78 (5)	46.37 (12)	35.05 (0)	38.38 (12)	39.21 (6)	38.47 (10)	20.85 (4)	34.48 (3)	34.44 (5)
15	Cindy Kilcoyne	360.56	76	1	1	1	34.12 (6)	34.62 (6)	32.78 (4)	38.31 (4)	33.76 (11)	55.71 (18)	39.94 (11)	25.36 (2)	30.97 (4)	34.99 (10)
16	Jimmy Bell Sr.	368.17	131	1	0	2	39.79 (22)	26.95 (9)	37.27 (5)	39.98 (9)	45.73 (25)	40.21 (19)	42.19 (10)	27.11 (9)	33.28 (3)	35.66 (20)
17	Sandra McPherson-Jones	379.69	87	0	1	1	42.19 (19)	30.61 (7)	48.90 (1)	36.98 (7)	42.03 (19)	34.82 (6)	40.25 (4)	28.91 (13)	36.59 (3)	38.41 (8)
18	Ray Oljeski	414.45	144	0	0	2	59.79 (35)	32.63 (8)	41.78 (2)	47.84 (7)	43.86 (17)	45.19 (29)	35.76 (8)	29.35 (23)	33.41 (2)	44.84 (13)
ESP - Novice																
1	Jimmy Johnson	344.99	99	0	0	1	39.79 (21)	28.38 (2)	29.24 (7)	41.61 (13)	32.42 (7)	42.12 (28)	38.26 (8)	19.76 (3)	29.99 (5)	43.42 (5)
2	Karen Larrison	390.44	119	1	1	0	42.08 (22)	35.17 (7)	34.89 (1)	38.34 (4)	45.23 (27)	42.21 (20)	45.48 (8)	34.40 (21)	32.43 (0)	40.21 (9)
SSP - Master																
1	Michael Hollar	140.64	13	0	0	0	13.91 (1)	13.98 (1)	18.57 (3)	16.73 (0)	13.52 (2)	12.76 (1)	14.76 (3)	9.33 (0)	14.37 (0)	12.71 (2)
2	Gary Byerly	161.11	18	0	1	0	15.32 (1)	14.12 (0)	20.38 (2)	15.79 (2)	14.66 (4)	12.89 (2)	16.08 (4)	11.01 (0)	15.72 (1)	25.14 (2)
3	Tom Yost	163.70	27	0	0	0	16.91 (5)	15.30 (4)	21.90 (1)	16.32 (2)	17.03 (3)	13.76 (0)	19.01 (4)	12.80 (3)	14.53 (0)	16.14 (5)
4	Jack Calcut	170.90	19	0	1	0	17.14 (3)	13.93 (1)	21.44 (1)	17.72 (0)	16.85 (5)	16.15 (0)	19.20 (2)	13.44 (4)	16.50 (0)	18.53 (3)
5	Deon Martin	179.56	19	0	0	0	20.22 (5)	18.42 (0)	27.38 (0)	20.43 (2)	21.38 (7)	12.69 (0)	15.63 (3)	11.97 (1)	13.63 (0)	17.81 (1)
6	Phillip Soucie	188.25	45	0	0	1	18.08 (6)	14.30 (3)	21.57 (3)	21.29 (7)	18.31 (3)	20.00 (5)	24.23 (15)	15.11 (2)	15.29 (0)	20.07 (1)
7	Phillip Bosik	209.48	56	0	0	0	21.47 (4)	16.93 (2)	22.73 (1)	23.81 (4)	22.08 (8)	24.06 (14)	21.82 (9)	13.58 (2)	20.99 (4)	22.01 (8)



2010 SC IDPA Championship April 23-24, 2010

All Shooters


	Match Score	--Penalties--				Stage 1 Stg 1	Stage 2 Stg 2	Stage 3 Stg 3	Stage 4 Stg 4	Stage 5 Stg 5	Stage 6 Stg 6	Stage 7 Stg 7	Stage 8 Stg 8	Stage 9 Stg 9	Stage 10 Stg 10	
		PD	NT	PE	FN											
SSP - Expert																
1	Brian Smith	197.99	45	0	0	0	22.42 (10)	20.44 (5)	23.79 (3)	21.51 (3)	19.45 (4)	18.38 (7)	21.97 (5)	13.72 (3)	16.70 (2)	19.61 (3)
2	Todd Codling	199.76	40	1	0	0	22.56 (6)	16.29 (1)	22.59 (2)	19.97 (1)	22.42 (12)	22.58 (6)	20.78 (6)	13.34 (0)	18.69 (0)	20.54 (6)
3	Jared Schaffer	199.98	36	0	1	0	26.83 (10)	16.73 (0)	22.00 (2)	20.04 (2)	21.88 (7)	20.03 (12)	19.60 (3)	13.91 (0)	20.62 (0)	18.34 (0)
4	Alex Nieuwland	200.55	32	0	1	0	19.94 (3)	16.28 (4)	22.57 (5)	19.69 (1)	18.04 (3)	19.63 (7)	23.55 (6)	17.22 (0)	22.11 (0)	21.52 (3)
5	Matt Shaw	206.23	44	1	0	0	24.50 (16)	15.21 (1)	23.20 (1)	23.34 (8)	21.53 (3)	16.19 (3)	23.12 (2)	14.00 (2)	15.04 (0)	30.10 (8)
6	Jeffrey Spencer	216.01	31	0	0	0	24.65 (7)	17.42 (0)	26.57 (2)	23.97 (2)	23.04 (10)	16.27 (0)	20.00 (2)	14.04 (0)	19.51 (2)	30.54 (6)
7	Adam Kopper	217.04	52	0	1	1	24.22 (8)	19.91 (2)	21.41 (2)	26.93 (1)	20.47 (6)	22.22 (8)	18.37 (5)	14.11 (2)	18.73 (1)	30.67 (17)
8	Duncan Yost	218.50	23	0	0	0	23.83 (6)	18.64 (0)	24.76 (1)	25.17 (1)	26.23 (8)	21.63 (4)	26.33 (2)	14.67 (0)	19.03 (0)	18.21 (1)
9	Kevin Sensenig	221.58	53	0	1	1	24.60 (9)	18.74 (3)	23.82 (5)	22.01 (4)	21.76 (7)	28.67 (11)	22.55 (8)	16.88 (2)	22.13 (3)	20.42 (1)
10	David Hall	225.12	53	0	1	0	24.28 (9)	19.48 (3)	24.49 (4)	27.26 (10)	27.90 (11)	23.69 (5)	23.11 (4)	16.28 (1)	17.23 (1)	21.40 (5)
11	Larry Dodson	240.24	61	0	0	1	25.62 (12)	23.53 (3)	23.72 (4)	25.71 (5)	36.22 (12)	27.50 (17)	18.54 (3)	19.01 (2)	21.72 (2)	18.67 (1)
12	Lance Biddle	267.85	28	0	1	0	30.94 (6)	22.97 (2)	28.72 (1)	31.16 (1)	29.63 (8)	23.10 (4)	28.24 (5)	18.37 (1)	25.01 (0)	29.71 (0)
SSP - Sharpshooter																
1	Nicholas Yanutola	205.13	40	0	1	0	24.82 (7)	16.62 (0)	24.52 (4)	22.41 (1)	17.78 (5)	17.87 (8)	20.70 (9)	20.84 (3)	17.23 (1)	22.34 (2)
2	David Merrill	219.80	28	0	1	0	24.34 (9)	21.33 (0)	23.14 (1)	24.45 (2)	23.74 (3)	20.82 (4)	24.83 (7)	18.88 (1)	18.86 (0)	19.41 (1)
3	Richard Hart	221.53	64	0	0	0	24.48 (14)	17.85 (1)	25.53 (1)	27.21 (12)	24.19 (10)	18.81 (3)	23.78 (6)	18.50 (8)	20.04 (4)	21.14 (5)
4	Shane Cox	222.84	41	2	0	0	24.29 (11)	18.27 (1)	21.79 (2)	27.48 (5)	31.96 (12)	19.95 (5)	28.23 (1)	14.12 (3)	18.54 (1)	18.21 (0)
5	Bob DeSanto	229.29	26	0	1	0	27.86 (4)	19.78 (1)	24.48 (2)	23.03 (2)	20.61 (1)	20.91 (5)	26.79 (1)	22.15 (7)	22.64 (1)	21.04 (2)
6	Jason Sheppard	243.24	54	0	1	1	24.28 (5)	18.66 (1)	25.90 (2)	28.64 (10)	24.84 (5)	29.37 (15)	26.61 (4)	19.27 (6)	19.49 (0)	26.18 (6)
7	Jim Martin	245.16	61	0	0	0	24.84 (9)	20.99 (4)	29.28 (1)	27.18 (7)	28.23 (14)	24.28 (9)	28.27 (8)	15.79 (0)	24.60 (1)	21.70 (8)
8	David Blackwell	245.23	72	1	1	0	25.01 (14)	18.38 (4)	24.59 (1)	27.52 (8)	27.75 (17)	23.36 (15)	26.51 (9)	14.58 (1)	31.01 (0)	26.52 (3)
9	Chris Land	245.29	63	2	0	0	25.40 (14)	19.80 (0)	24.31 (3)	25.87 (1)	27.38 (11)	22.25 (6)	32.01 (2)	22.32 (15)	20.10 (0)	25.85 (11)
10	Michael D. Cutler	249.75	52	0	0	0	27.59 (14)	19.53 (0)	27.54 (3)	26.65 (5)	28.69 (14)	27.87 (11)	29.80 (4)	16.11 (0)	22.20 (0)	23.77 (1)
11	Cynthia Rich	252.36	79	0	0	1	36.33 (23)	20.85 (3)	28.11 (5)	30.14 (7)	26.51 (13)	26.69 (12)	24.53 (7)	13.81 (1)	22.88 (4)	22.51 (4)
12	Michael Sharpe	255.59	40	0	0	1	26.26 (3)	22.63 (13)	29.15 (3)	25.70 (2)	24.92 (0)	19.85 (3)	26.52 (3)	27.91 (12)	26.58 (1)	26.07 (0)
13	Patrick Nolan	257.69	59	0	0	1	30.68 (13)	23.94 (2)	27.08 (6)	30.01 (5)	29.62 (10)	26.17 (11)	24.39 (3)	19.15 (3)	23.76 (0)	22.89 (6)
14	Tim Sauer	260.24	81	1	0	0	29.50 (20)	19.31 (2)	24.27 (1)	27.97 (3)	29.24 (7)	26.25 (13)	25.50 (8)	23.07 (7)	27.96 (3)	27.17 (17)
15	Bill Brickenstein	289.79	36	1	0	0	35.06 (8)	24.89 (0)	34.58 (4)	36.75 (2)	25.40 (2)	27.81 (8)	33.05 (6)	21.14 (3)	23.55 (1)	27.56 (2)
16	Roy Johnson	315.29	90	3	1	1	32.54 (23)	20.67 (2)	24.45 (2)	32.21 (6)	59.45 (18)	32.82 (20)	37.47 (11)	18.12 (5)	26.20 (0)	31.36 (3)
17	John C. Wallace	319.04	30	0	0	0	35.70 (4)	31.14 (1)	34.66 (0)	35.10 (0)	31.26 (5)	32.53 (15)	44.58 (1)	21.52 (0)	28.47 (0)	24.08 (4)



2010 SC IDPA Championship April 23-24, 2010

All Shooters


	Match Score	--Penalties--				Stage 1 Stg 1	Stage 2 Stg 2	Stage 3 Stg 3	Stage 4 Stg 4	Stage 5 Stg 5	Stage 6 Stg 6	Stage 7 Stg 7	Stage 8 Stg 8	Stage 9 Stg 9	Stage 10 Stg 10
		PD	NT	PE	FN										
SSP - Marksman															
1 Lee Bautista	250.62	84	0	0	1	26.75 (10)	20.22 (9)	29.88 (9)	32.03 (2)	27.98 (15)	23.61 (9)	22.51 (5)	18.45 (1)	20.73 (3)	28.46 (21)
2 Mike Henson	265.96	83	0	0	0	23.96 (6)	28.14 (7)	27.77 (5)	30.83 (8)	33.34 (20)	28.35 (15)	27.31 (8)	17.83 (3)	23.15 (1)	25.28 (10)
3 Michael Bolton	267.79	90	2	0	1	23.30 (8)	17.57 (3)	27.41 (4)	26.07 (9)	45.06 (32)	24.36 (10)	32.88 (4)	21.31 (9)	22.96 (2)	26.87 (9)
4 Kenneth Buonforte	270.60	59	1	0	0	28.12 (8)	23.02 (4)	26.35 (2)	30.61 (7)	35.19 (10)	25.64 (14)	26.49 (3)	18.40 (3)	26.50 (3)	30.28 (5)
5 Michael McDonald	282.47	123	0	1	2	38.44 (34)	20.70 (4)	31.19 (3)	30.03 (16)	25.07 (12)	36.25 (29)	28.43 (7)	25.26 (10)	22.10 (2)	25.00 (6)
6 April Nguyen	282.96	50	0	1	0	28.96 (8)	24.29 (2)	31.37 (0)	29.45 (1)	34.68 (7)	33.69 (20)	29.26 (3)	18.08 (6)	27.30 (0)	25.88 (3)
7 Tomas McIlvaine	290.42	118	1	0	2	31.12 (21)	20.43 (2)	27.24 (5)	36.78 (14)	28.29 (16)	25.92 (15)	28.57 (15)	18.59 (5)	33.19 (10)	40.29 (15)
8 Robert Gray	296.85	74	1	0	0	32.86 (14)	23.48 (2)	30.07 (4)	29.48 (0)	37.08 (11)	33.00 (22)	38.15 (14)	20.00 (3)	28.80 (3)	23.93 (1)
9 Ken Taylor	298.83	45	1	0	1	27.25 (8)	24.89 (0)	30.06 (0)	39.48 (4)	40.68 (15)	23.48 (5)	32.89 (2)	28.12 (10)	25.67 (0)	26.31 (1)
10 Candace Hornung	306.42	70	1	0	0	32.17 (11)	23.33 (3)	38.45 (7)	32.12 (6)	32.74 (15)	34.74 (7)	34.10 (8)	16.06 (1)	36.25 (1)	26.46 (11)
11 Mike Brock	321.17	139	2	1	4	37.49 (29)	22.78 (9)	28.58 (10)	33.78 (9)	45.47 (18)	34.97 (19)	33.85 (8)	34.15 (22)	20.86 (2)	29.24 (13)
12 Joshua Rogers	327.44	144	0	1	1	28.80 (19)	25.60 (8)	31.40 (7)	47.17 (23)	34.26 (22)	35.65 (23)	40.55 (22)	21.82 (9)	29.78 (4)	32.41 (7)
13 Phillip Folkers	338.49	56	0	0	1	48.39 (13)	26.65 (2)	33.31 (2)	35.56 (6)	32.14 (4)	31.73 (17)	43.50 (2)	22.05 (3)	24.75 (1)	40.41 (6)
14 Ryne W. Wendell	339.63	71	1	1	0	37.50 (15)	38.97 (6)	41.53 (0)	32.30 (2)	32.48 (14)	31.55 (7)	30.86 (7)	29.33 (12)	35.42 (5)	29.69 (3)
15 Dathan McClure	347.25	47	0	2	0	40.63 (13)	35.93 (1)	33.03 (2)	37.66 (1)	33.72 (11)	34.23 (15)	41.98 (1)	23.06 (1)	24.99 (2)	42.02 (0)
16 Marcus Jackson	361.79	164	1	0	2	41.75 (18)	41.06 (24)	39.61 (17)	38.74 (16)	36.52 (15)	32.38 (21)	37.73 (22)	25.09 (13)	28.47 (6)	40.44 (12)
17 John Wolfe	366.64	70	0	2	1	35.99 (13)	32.61 (5)	42.93 (2)	40.19 (0)	35.07 (8)	35.03 (19)	36.37 (5)	34.27 (10)	44.33 (0)	29.85 (8)
18 Jeffrey Kleinfelt	367.91	135	1	0	2	38.92 (24)	31.91 (6)	38.12 (12)	30.10 (9)	39.22 (23)	36.31 (23)	53.71 (17)	21.18 (4)	33.37 (5)	45.07 (12)
19 Weston Land	369.30	76	3	1	1	30.14 (10)	34.21 (5)	38.03 (2)	63.85 (17)	38.38 (8)	30.23 (10)	38.76 (5)	32.47 (7)	29.14 (3)	34.09 (9)
20 Style Rodriguez	386.91	116	2	2	0	46.03 (26)	31.66 (4)	34.94 (6)	42.65 (8)	52.23 (9)	36.96 (20)	33.16 (7)	33.57 (22)	30.16 (2)	45.55 (12)
21 Margaret Biddle	433.55	104	0	1	2	45.15 (22)	38.52 (11)	47.42 (3)	48.29 (13)	45.77 (17)	43.34 (20)	41.78 (9)	25.95 (2)	45.09 (5)	52.24 (2)
Frank Jakubowski	DNF														
SSP - Novice															
1 Jim Reese	410.40	158	3	1	5	36.58 (19)	32.59 (10)	40.14 (11)	33.55 (2)	68.37 (21)	42.34 (33)	41.50 (15)	46.53 (40)	37.26 (2)	31.54 (5)
2 Christine Paxson	437.11	167	2	1	5	49.45 (18)	44.63 (10)	33.53 (7)	65.99 (39)	49.75 (26)	36.03 (15)	46.07 (16)	33.42 (18)	42.63 (4)	35.61 (14)
3 Audrey Wendell	469.12	153	1	1	4	42.94 (20)	44.49 (4)	45.22 (0)	50.12 (20)	62.57 (27)	44.47 (32)	50.34 (17)	42.25 (19)	48.62 (11)	38.10 (3)
ESR - Master															
1 Kenneth Soucie	210.54	34	0	0	0	23.12 (8)	17.22 (0)	25.56 (1)	21.89 (4)	22.45 (6)	23.49 (6)	16.79 (2)	15.11 (4)	20.80 (1)	24.11 (2)



2010 SC IDPA Championship April 23-24, 2010

All Shooters

	Match Score	--Penalties--				Stage 1 Stg 1	Stage 2 Stg 2	Stage 3 Stg 3	Stage 4 Stg 4	Stage 5 Stg 5	Stage 6 Stg 6	Stage 7 Stg 7	Stage 8 Stg 8	Stage 9 Stg 9	Stage 10 Stg 10
		PD	NT	PE	FN										
ESR - Sharpshooter															
1 Eli Colotta	261.54	39	2	0	0	21.94 (2)	30.08 (2)	27.27 (2)	27.54 (9)	28.07 (9)	30.39 (7)	30.98 (2)	16.52 (1)	26.35 (3)	22.40 (2)
2 Phillip A. Ott	334.35	48	3	0	0	33.56 (12)	36.90 (0)	33.86 (1)	29.08 (2)	40.78 (9)	30.92 (5)	42.45 (6)	30.17 (10)	28.75 (0)	27.88 (3)
Raymond Ruff	DNF														
ESR - Marksman															
1 Steve Redding	308.20	41	1	0	0	26.71 (7)	22.17 (1)	33.09 (4)	45.52 (3)	31.99 (2)	37.52 (13)	31.22 (2)	25.35 (1)	25.53 (0)	29.10 (8)
2 David Rizzico	413.73	110	1	0	2	35.06 (7)	44.49 (9)	40.97 (3)	44.85 (16)	50.94 (31)	41.71 (15)	61.32 (14)	24.52 (4)	30.99 (3)	38.88 (8)
SSR - Expert															
1 Joshua Sims	255.89	71	0	1	1	25.31 (11)	22.92 (0)	23.88 (1)	25.36 (14)	34.25 (23)	24.45 (4)	31.62 (3)	17.88 (2)	24.82 (0)	25.40 (13)
SSR - Sharpshooter															
1 Ray Burton	295.59	91	0	1	2	30.80 (20)	20.79 (2)	28.43 (1)	37.96 (6)	27.35 (9)	34.56 (18)	40.52 (20)	22.81 (15)	28.23 (0)	24.14 (0)
2 Brian Demma	301.65	70	1	0	1	24.03 (8)	23.35 (3)	35.46 (1)	55.36 (27)	33.15 (10)	31.05 (9)	32.95 (6)	19.41 (3)	23.96 (0)	22.93 (3)
Berry Williams	DNF														
SSR - Marksman															
1 Steve Boyce	336.06	103	0	0	2	32.81 (19)	36.50 (4)	35.80 (11)	37.25 (1)	42.60 (14)	33.47 (16)	34.15 (4)	23.63 (13)	28.19 (4)	31.66 (17)
2 David W. Davis	393.24	114	0	1	1	35.33 (14)	34.15 (8)	38.77 (4)	36.75 (7)	44.33 (29)	41.43 (9)	47.51 (9)	31.53 (23)	46.58 (7)	36.86 (4)
3 Clell B. Hutchinson	478.75	85	0	0	1	43.59 (15)	44.58 (3)	46.94 (1)	48.28 (4)	40.40 (9)	54.02 (20)	53.40 (7)	50.26 (26)	37.49 (0)	59.79 (0)



2010 SC IDPA Championship April 23-24, 2010

All Shooters

Stage Descriptions

- Stage 1** - Side to Side
- Stage 2** - Baghdad in My Backyard
- Stage 3** - This is a Shortcut?
- Stage 4** - Mezzanine Madness
- Stage 5** - Why Doesn't This Basement Have a Back Door?
- Stage 6** - Stand Up and Fight!
- Stage 7** - Around the House
- Stage 8** - 1st CWP Holders Credit Union
- Stage 9** - Trouble at the Office
- Stage 10** - Picnic

Key to Penalties:

- PD** = Target Points Down. Each point down adds 1/2 second to your score.
- NT** = Hit on Non Threat target. Each HNT adds 5 seconds to your score.
- PE** = Procedural Error. Each adds 3 seconds to your score.
- FN** = Failure to Neutralize (no hits in the 0 or -1 zone) Each adds 5 seconds to your score.