

New York State IDPA Championship

June 11 - 13, 2010

All Shooters



CDP Champion: Scott Shalter CDP - Master 186.46 (24)
 ESP Champion: Danial A. Burwell II ESP - Master 187.20 (24)
 SSP Champion: Joe Linskey SSP - Master 172.45 (18)
 ESR Champion: Joseph Pitha ESR - Master 247.17 (31)
 SSR Champion: Craig Buckland SSR - Master 234.06 (15)


High Senior: Tom Yost SSP - Master 175.53 (18)
 High Lady: Cindy Bowser ESP - Sharpshooter 246.44 (40)
 High Law Enforcement: Joe Linskey SSP - Master 172.45 (18)
 High Industry: Joe Linskey SSP - Master 172.45 (18)
 High International: Mathew C. Robertson SSP - Expert 231.92 (62)
 High Military: Jeffrey A. DeFosse SSP - Sharpshooter 275.20 (26)
 High Military Veteran: Richard L. Barker SSP - Expert 230.05 (38)
 High Distinguished Senior: Peter Hoffman ESP - Master 251.09 (48)
 Most Accurate: Craig Buckland SSR - Master 234.06 (15)

Match --- Penalties ---
Score PD NT PE FN FTDR Stage 1 Stage 2 Stage 3 Stage 4 Stage 5 Stage 6 Stage 7 Stage 8 Stage 9 Stage 10 Stage 11 Stage 12
 Cycle Ride ATM HU Home Inv 1 Home Inv 2 Plane HJ Give Up Winery 1 Winery 2 Flooded Coyote Yark Work Duck Hunt

CDP - Custom Defensive Pistol

CDP - Master


DC	Shalter, Scott	186.46	24	0	1	0	0	11.62 (0)	17.86 (4)	11.81 (0)	23.94 (3)	29.32 (0)	4.31 (0)	20.35 (7)	14.76 (0)	14.10 (2)	17.72 (7)	12.90 (1)	7.77 (0)
1	Redl, Mark S.	200.00	26	1	1	0	0	12.47 (1)	26.07 (5)	11.92 (0)	24.22 (1)	32.60 (1)	4.01 (0)	22.74 (5)	15.03 (1)	15.18 (7)	14.04 (2)	13.18 (0)	8.54 (3)
2	Bass, Michael	218.18	41	1	2	1	0	17.53 (5)	24.84 (6)	12.73 (0)	25.70 (1)	29.86 (1)	4.24 (0)	20.39 (1)	17.20 (3)	14.82 (6)	21.27 (12)	14.63 (1)	14.97 (5)
3	Stasko, Andy	231.45	47	1	1	3	0	14.10 (1)	20.02 (2)	14.39 (0)	29.76 (1)	31.24 (0)	5.49 (2)	21.99 (7)	17.55 (5)	14.26 (5)	18.20 (7)	16.00 (6)	28.45 (11)
4	Russell, Robert L.	254.75	47	2	2	0	0	20.55 (7)	22.61 (3)	15.57 (1)	35.56 (3)	44.55 (1)	4.99 (1)	22.97 (3)	19.25 (2)	22.69 (13)	20.72 (9)	16.71 (3)	8.58 (1)



New York State IDPA Championship

June 11 - 13, 2010

All Shooters




Match Score	--- Penalties ---					Stage 1	Stage 2	Stage 3	Stage 4	Stage 5	Stage 6	Stage 7	Stage 8	Stage 9	Stage 10	Stage 11	Stage 12
	PD	NT	PE	FN	FTDR	Cycle Ride	ATM HU	Home Inv 1	Home Inv 2	Plane HJ	Give Up	Winery 1	Winery 2	Flooded	Coyote	Yark Work	Duck Hunt

CDP - Expert

1	Jackling, Jeffrey	198.41	42	0	2	0	0	15.32 (6)	21.00 (11)	12.81 (0)	24.86 (1)	31.40 (0)	4.29 (0)	20.70 (2)	14.84 (1)	16.29 (6)	18.74 (13)	10.69(1)	7.47 (1)
2	Unruh, Jon	199.02	30	0	3	0	0	12.78 (1)	15.53 (2)	14.02 (5)	25.27 (2)	40.23 (1)	4.79 (1)	18.73 (3)	14.69 (1)	14.33 (4)	18.74 (7)	11.63 (0)	8.28 (3)
3	London, Joel	207.93	32	0	1	0	0	16.40 (3)	17.03 (4)	14.89 (5)	24.07 (1)	33.14 (0)	5.78 (3)	22.25 (2)	17.37 (3)	21.80 (2)	13.99(4)	12.45 (3)	8.76 (2)
4	Nash, Matthew J.	224.78	50	0	1	1	0	13.71 (0)	36.34 (26)	16.81 (0)	26.20 (0)	31.90 (2)	4.25 (0)	17.97 (4)	16.61 (0)	16.75 (6)	19.82 (7)	14.17 (2)	10.25 (3)
5	Driscall, Jim	231.99	56	0	0	0	0	22.04 (5)	24.02 (11)	14.33 (1)	23.51 (2)	34.07 (0)	6.55 (6)	18.58 (3)	23.24 (7)	22.25 (6)	16.98 (6)	16.32 (5)	10.10 (4)
6	Johnston, Paul	234.26	38	1	0	0	0	14.19 (2)	33.77 (28)	15.82 (0)	24.74 (2)	42.96 (0)	4.95 (0)	22.15 (0)	18.92 (0)	18.48 (1)	16.67 (4)	13.17 (0)	8.44 (1)
7	Kachel, Jeffrey	254.93	31	1	0	0	0	21.99 (7)	29.58 (6)	17.46 (0)	27.18 (2)	40.87 (0)	4.87 (0)	24.07 (4)	22.62 (1)	17.31 (3)	20.60 (6)	16.70 (1)	11.68 (1)
8	Stepien, John	261.65	39	0	1	0	0	22.10 (5)	22.40 (7)	17.22 (0)	30.72 (6)	40.28 (0)	5.48 (1)	28.55 (4)	23.81 (4)	19.55 (4)	21.41 (5)	19.68 (2)	10.45 (1)
9	Bidlack, Warren	275.04	46	0	3	2	0	23.79 (4)	30.85 (8)	19.40 (0)	34.30 (1)	42.59 (2)	4.23 (0)	24.21 (2)	19.00 (4)	20.91 (10)	20.04 (3)	12.01 (1)	23.71 (11)
10	Reitz Jr, Edward	277.50	62	1	1	1	0	16.98 (3)	24.71 (9)	17.38 (1)	30.63 (5)	37.41 (0)	7.87 (5)	27.82 (8)	23.24 (4)	20.51 (6)	43.53 (14)	15.17 (5)	12.25 (2)
11	Dwyer, Bob	321.59	49	2	1	0	0	31.21 (3)	32.80 (7)	20.62 (5)	44.74 (4)	48.84 (0)	6.88 (0)	31.71 (3)	26.62 (6)	19.78 (3)	22.61 (9)	23.11 (7)	12.67 (2)
12	Staub, David	325.25	67	3	3	0	0	25.68 (17)	45.01 (16)	28.23 (10)	36.72 (4)	46.34 (2)	6.19 (0)	31.43 (3)	22.46 (1)	26.00 (4)	24.56 (7)	18.15 (2)	14.48 (1)

CDP - Sharpshooter


1	Kappel, Bob	299.95	51	1	0	1	0	26.01 (2)	24.27 (3)	19.33 (1)	35.72 (5)	41.30 (1)	6.94 (3)	36.30 (3)	20.46 (3)	31.56 (9)	23.14 (11)	17.89 (3)	17.03 (7)
2	Palagruto, Vince	321.91	67	0	4	3	0	18.95 (7)	24.87 (9)	23.46 (5)	34.24 (1)	51.49 (1)	6.15 (0)	37.78 (15)	21.79 (4)	25.17 (5)	26.57 (7)	19.47 (1)	31.97 (12)
3	Tiger, Roy	324.15	37	0	1	0	0	21.97 (0)	28.33 (11)	19.99 (0)	50.61 (1)	59.08 (0)	7.56 (0)	32.38 (4)	22.47 (2)	25.66 (6)	24.16 (10)	19.93 (1)	12.01 (2)
4	Baum, Richard	340.22	16	1	2	0	0	21.57 (1)	39.31 (2)	22.55 (0)	40.98 (2)	52.48 (1)	7.68 (0)	38.12 (0)	28.10 (1)	28.62 (3)	26.16 (1)	23.27 (3)	11.38 (2)



New York State IDPA Championship

June 11 - 13, 2010

All Shooters



Match Score	--- Penalties ---					Stage 1	Stage 2	Stage 3	Stage 4	Stage 5	Stage 6	Stage 7	Stage 8	Stage 9	Stage 10	Stage 11	Stage 12
	PD	NT	PE	FN	FTDR	Cycle Ride	ATM HU	Home Inv 1	Home Inv 2	Plane HJ	Give Up	Winery 1	Winery 2	Flooded	Coyote	Yark Work	Duck Hunt

CDP - Marksman

1 Bassett, David W.	312.44	77	3	4	1	0	19.99 (7)	37.92 (7)	17.31 (0)	26.57 (3)	47.03 (2)	5.11 (0)	36.38 (9)	35.06 (3)	27.92 (18)	27.70 (15)	18.93 (10)	12.52 (3)
2 Giltner, Mathew	315.42	56	1	3	1	0	21.41 (3)	36.77 (19)	25.80 (11)	30.12 (2)	43.76 (2)	10.86 (2)	28.77 (5)	37.91 (2)	27.72 (2)	18.79 (5)	19.46 (2)	14.05 (1)
3 Updyke, John R.	327.24	62	1	5	1	0	24.92 (8)	26.06 (8)	17.82 (0)	42.11 (11)	45.40 (1)	5.12 (0)	31.86 (2)	43.08 (7)	31.35 (15)	23.42 (5)	21.67 (4)	14.43 (1)
4 Jones, Paul	335.91	92	1	1	3	0	25.80 (15)	31.86 (14)	23.79 (5)	40.36 (1)	53.90 (5)	7.63 (2)	48.39 (31)	25.39 (2)	24.81 (9)	21.58 (2)	20.57 (3)	11.83 (3)
5 Berg, Michael A.	337.81	32	0	2	0	0	22.26 (2)	39.19 (7)	24.80 (5)	50.12 (3)	48.30 (0)	6.94 (0)	31.09 (3)	26.82 (1)	23.23 (3)	31.30 (4)	20.57 (2)	13.19 (2)
6 Baran, Michael S.	346.65	43	1	2	1	0	27.69 (4)	41.79 (9)	20.97 (0)	38.85 (7)	58.81 (1)	7.21 (0)	30.47 (3)	28.45 (5)	25.46 (2)	26.24 (3)	19.41 (4)	21.30 (5)
7 Geyer Jr., George	354.00	32	0	7	1	0	20.90 (5)	38.46 (2)	22.79 (0)	42.75 (3)	51.03 (1)	10.02 (0)	39.97 (5)	24.43 (0)	22.20 (0)	32.62 (7)	24.59 (3)	24.24 (6)
8 Hall, Scott F.	390.15	59	0	2	0	0	21.33 (0)	35.28 (11)	27.36 (0)	46.54 (4)	60.64 (6)	8.24 (2)	39.13 (6)	40.73 (4)	39.62 (9)	29.49 (2)	27.80 (13)	13.99 (2)
9 McDermott, Mark A.	405.46	89	0	4	3	0	23.53 (10)	40.63 (8)	23.39 (0)	43.26 (2)	67.76 (6)	9.67 (1)	42.24 (2)	35.02 (8)	39.84 (21)	43.02 (23)	23.90 (5)	13.20 (3)
10 Cannioto, Richard F.	419.31	88	0	10	4	0	40.56 (20)	34.62 (6)	30.16 (5)	44.53 (2)	61.06 (10)	11.32 (5)	36.55 (7)	42.25 (1)	30.76 (4)	48.92 (23)	21.18 (0)	17.40 (5)
11 Hudock, Stephen A.	482.88	34	1	5	0	0	28.75 (6)	40.22 (6)	47.82 (0)	52.79 (0)	67.65 (0)	9.61 (0)	54.05 (5)	44.99 (2)	49.93 (2)	40.18 (2)	30.00 (6)	16.89 (5)
12 Randall, Kristen	492.10	122	0	4	6	0	39.46 (6)	34.81 (4)	28.27 (3)	45.83 (5)	51.67 (3)	8.15 (0)	69.10 (23)	34.94 (8)	60.45 (29)	38.15 (17)	58.46 (16)	22.81 (8)

ESP - Enhanced Service Pistol

ESP - Master

DC Burwell II, Danial A.	187.20	24	0	3	0	0	13.74 (6)	18.83 (8)	12.21 (0)	19.96 (0)	28.11 (0)	4.39 (0)	16.52 (2)	17.34 (1)	17.42 (0)	19.15 (7)	12.83 (0)	6.70(0)
1 Healy, Andrew	205.84	40	0	0	0	0	19.11 (6)	21.47 (10)	13.08 (0)	22.40 (2)	28.38 (4)	4.79 (1)	19.37 (4)	20.65 (1)	17.91 (4)	16.98 (6)	11.96 (1)	9.74 (1)
2 Gosselin, Greg	212.63	46	0	2	1	0	14.54 (3)	21.98 (7)	12.62 (0)	26.38 (4)	27.76 (2)	5.60 (1)	18.07 (3)	18.19 (5)	15.27 (6)	24.93 (13)	18.65 (0)	8.64 (2)
3 Szczygiel, Chris	213.29	29	1	1	0	0	13.36 (1)	17.29 (4)	14.45 (0)	28.73 (2)	35.00 (1)	4.39 (0)	20.00 (2)	16.96 (3)	15.31 (7)	16.52 (3)	15.33 (2)	15.95 (4)
4 Patsellis, Mark	221.57	54	0	2	1	0	24.43 (9)	19.47 (12)	13.29 (0)	24.41 (0)	35.32 (0)	4.69 (1)	21.24 (3)	16.43 (5)	15.64 (7)	24.67 (14)	14.21 (3)	7.77 (0)
5 Sherman, Steven	222.00	18	0	0	0	0	13.60 (0)	18.01 (6)	13.60 (0)	26.13 (1)	33.88 (0)	4.58 (0)	24.09 (4)	18.90 (0)	21.61 (0)	18.33 (4)	18.27 (2)	11.00 (1)
6 Hoffman, Peter	251.09	48	0	2	0	0	17.60 (5)	23.30 (13)	16.43 (0)	26.43 (1)	36.20 (3)	5.06 (0)	23.51 (4)	21.83 (3)	24.30 (5)	21.95 (8)	23.24 (4)	11.24 (2)
7 Wolfe, Stephen	315.12	22	0	1	0	0	21.82 (2)	27.87 (5)	29.02 (0)	43.02 (2)	51.01 (0)	5.57 (0)	31.70 (4)	22.00 (1)	19.46 (1)	30.98 (5)	19.72 (1)	12.95 (1)

ESP - Expert


1 Girardin, David	210.06	50	0	0	1	0	11.99 (0)	18.42 (12)	15.66 (5)	24.47 (1)	26.64 (2)	7.14 (5)	15.42(2)	36.31 (8)	16.22 (1)	14.47 (4)	15.93 (10)	7.39 (0)
2 Davoli, Ralph	232.11	35	1	3	0	0	21.97 (2)	19.37 (6)	17.48 (2)	33.35 (3)	31.80 (3)	4.26 (0)	17.12 (2)	19.63 (2)	16.64 (4)	18.17 (7)	14.91 (1)	17.41 (3)
3 Lafreniere, Judith	254.03	39	0	2	0	0	14.09 (1)	27.37 (6)	20.42 (0)	32.41 (0)	39.51 (0)	4.99 (0)	27.35 (6)	23.51 (5)	16.13 (3)	19.07 (9)	18.47 (6)	10.71 (3)
4 Tisack, Jim	254.08	66	1	3	0	0	18.05 (5)	35.77 (18)	14.77 (6)	26.69 (5)	40.46 (2)	4.76 (0)	29.74 (8)	25.74 (4)	14.77 (3)	17.31 (8)	15.79 (4)	10.23 (3)
5 Davoli, Kyle	258.31	73	1	1	1	0	19.66 (3)	32.62 (16)	17.63 (2)	37.17 (14)	37.31 (6)	4.05 (0)	23.29 (6)	20.86 (2)	17.07 (3)	20.00 (11)	17.06 (5)	11.59 (5)
6 Nuttelman, Jeremy	261.73	38	1	2	4	0	14.18 (0)	30.67 (2)	18.63 (1)	30.38 (5)	34.83 (0)	5.03 (0)	21.02 (1)	16.07 (3)	24.60 (10)	17.75 (3)	16.08 (1)	32.49 (12)

Numbers in parenthesis are target points down

Bold indicates stage winners

DC is Division Champion


Page 3 of 9



New York State IDPA Championship

June 11 - 13, 2010


All Shooters



Match Score	--- Penalties ---					Stage 1 Cycle Ride	Stage 2 ATM HU	Stage 3 Home Inv 1	Stage 4 Home Inv 2	Stage 5 Plane HJ	Stage 6 Give Up	Stage 7 Winery 1	Stage 8 Winery 2	Stage 9 Flooded	Stage 10 Coyote	Stage 11 Yark Work	Stage 12 Duck Hunt	
	PD	NT	PE	FN	FTDR													
ESP - Sharpshooter																		
1 Healy, John	224.65	38	0	0	0	0	18.21 (1)	20.00 (4)	16.28 (0)	27.97 (4)	30.51 (3)	5.39 (1)	20.86 (2)	20.65 (5)	19.17 (7)	18.11 (5)	16.37 (4)	11.13 (2)
2 Jacukowicz, Leonard	237.12	57	1	1	0	0	17.83 (6)	20.16 (3)	17.56 (5)	30.72 (11)	31.08 (5)	5.02 (0)	31.19 (3)	19.56 (7)	19.58 (5)	17.21 (6)	18.32 (6)	8.89 (0)
3 Bowser, Cindy	246.44	40	0	2	1	0	19.53 (6)	22.90 (8)	17.72 (1)	27.30 (0)	41.16 (3)	5.01 (0)	25.26 (1)	19.92 (4)	18.41 (3)	18.31 (5)	15.12 (5)	15.80 (4)
4 Ripic Sr., Paul	274.28	38	0	3	2	0	22.20 (0)	22.65 (8)	16.86 (0)	29.68 (1)	41.06 (2)	4.86 (0)	34.96 (12)	22.10 (5)	20.23 (1)	21.07 (3)	18.14 (2)	20.47 (4)
5 Jaeger, Mark	289.01	40	0	1	0	0	32.06 (2)	23.06 (7)	16.51 (0)	41.79 (5)	38.71 (3)	6.70 (1)	29.90 (3)	20.82 (3)	29.53 (5)	20.83 (7)	15.97 (3)	13.13 (1)
6 Burwell, Sharon	289.74	58	0	0	1	0	28.18 (17)	25.97 (8)	18.58 (0)	33.87 (3)	37.38 (1)	6.22 (0)	29.05 (5)	19.51 (2)	18.59 (2)	22.96 (13)	26.62 (2)	22.81 (5)
7 Schmatz, Arnold	300.33	40	1	2	2	0	33.17 (1)	24.46 (3)	19.18 (5)	35.01 (1)	39.28 (0)	5.28 (0)	30.99 (4)	22.13 (2)	25.17 (3)	35.36 (18)	16.39 (1)	13.91 (2)
8 Pierson, Bill	336.55	75	1	2	3	0	23.86 (8)	37.25 (11)	22.75 (0)	34.23 (4)	47.70 (2)	6.72 (1)	36.81 (18)	28.36 (7)	27.33 (4)	25.85 (11)	26.57 (3)	19.12 (6)

ESP - Marksman																		
1 Bourgeois, Scott	260.35	51	0	0	2	0	18.10 (2)	27.35 (5)	19.90 (0)	24.21 (2)	35.26 (0)	8.09 (1)	24.78 (10)	21.31 (5)	25.40 (10)	20.93 (8)	16.41 (3)	18.61 (5)
2 Broberg, Craig A.	300.18	31	1	5	0	0	26.23 (5)	25.97 (1)	24.96 (0)	40.03 (4)	46.28 (2)	5.38 (0)	25.74 (2)	22.20 (1)	23.71 (3)	25.54 (6)	17.87 (2)	16.27 (5)
3 Snook, Lon	318.33	31	0	3	0	0	23.93 (1)	30.69 (4)	18.64 (0)	54.70 (0)	48.45 (0)	6.64 (3)	28.56 (2)	23.06 (2)	25.69 (6)	23.65 (4)	21.85 (5)	12.47 (4)
4 Murray, Michael W.	341.15	79	1	4	1	0	20.41 (2)	40.15 (5)	25.32 (25)	38.68 (12)	52.07 (3)	6.33 (0)	35.89 (8)	26.58 (3)	27.25 (4)	21.38 (10)	24.96 (1)	22.13 (6)
5 Powell, Nolan	359.43	46	1	4	1	0	30.55 (6)	45.24 (14)	19.32 (0)	33.73 (0)	50.22 (1)	9.43 (0)	42.15 (3)	31.86 (3)	26.63 (4)	25.62 (4)	24.69 (7)	19.99 (4)
6 Hergert, Earl	383.98	60	0	7	2	0	26.48 (1)	34.83 (13)	24.06 (0)	43.01 (4)	60.72 (1)	7.77 (2)	45.05 (14)	30.79 (2)	35.41 (4)	29.27 (10)	21.21 (5)	25.38 (4)
7 Greer, Roy	440.82	106	2	5	3	0	52.59 (27)	56.09 (17)	32.36 (2)	40.93 (4)	51.37 (4)	6.81 (1)	59.10 (2)	40.51 (7)	28.77 (11)	31.81 (19)	28.07 (11)	12.41 (1)
8 Draxler-Bedrosian, Damon M.	441.84	88	1	4	4	1	36.00 (7)	44.38 (16)	41.72 (1)	38.44 (11)	50.70 (2)	12.31 (1)	48.01 (12)	51.15 (15)	34.64 (2)	28.35 (8)	27.25 (4)	28.89 (9)
9 Dellea-Giltner, Pam	456.15	129	1	1	2	0	37.33 (24)	51.93 (13)	38.52 (15)	43.01 (7)	61.00 (5)	8.87 (1)	43.93 (14)	45.19 (11)	37.77 (8)	34.48 (10)	34.58 (19)	19.54 (2)
10 Snook, Carol	463.42	90	2	1	3	0	50.48 (18)	35.24 (10)	36.65 (1)	41.91 (2)	61.92 (6)	21.18 (6)	50.97 (19)	36.98 (4)	37.25 (5)	44.10 (12)	24.91 (2)	21.83 (5)
11 Richards, Kitty	483.91	58	1	2	2	0	31.46 (10)	38.26 (4)	31.70 (0)	77.15 (7)	75.87 (10)	13.09 (0)	44.84 (9)	39.96 (7)	45.94 (1)	29.97 (7)	34.55 (1)	21.12 (2)
Staub, Pam	DQ																	


SSP - Stock Service Pistol



New York State IDPA Championship

June 11 - 13, 2010


All Shooters



Match Score	--- Penalties ---					Stage 1	Stage 2	Stage 3	Stage 4	Stage 5	Stage 6	Stage 7	Stage 8	Stage 9	Stage 10	Stage 11	Stage 12
	PD	NT	PE	FN	FTDR	Cycle Ride	ATM HU	Home Inv 1	Home Inv 2	Plane HJ	Give Up	Winery 1	Winery 2	Flooded	Coyote	Yark Work	Duck Hunt

SSP - Master


DC	Name	Match Score	PD	NT	PE	FN	FTDR	Stage 1 Cycle Ride	Stage 2 ATM HU	Stage 3 Home Inv 1	Stage 4 Home Inv 2	Stage 5 Plane HJ	Stage 6 Give Up	Stage 7 Winery 1	Stage 8 Winery 2	Stage 9 Flooded	Stage 10 Coyote	Stage 11 Yark Work	Stage 12 Duck Hunt
	Linskey, Joe	172.45	18	0	0	0	0	11.24 (0)	18.68 (0)	11.50 (0)	19.47(0)	22.61(0)	4.15 (1)	18.43 (4)	14.06(0)	14.08 (2)	16.50 (8)	12.67 (1)	9.06 (2)
1	Yost, Tom	175.53	18	0	0	0	0	10.89(1)	16.79 (3)	11.34(0)	21.28 (0)	28.82 (0)	4.37 (0)	16.89 (1)	17.91 (2)	13.08 (1)	14.46 (6)	11.77 (1)	7.93 (3)
2	Groff, Phillip	182.82	17	0	0	0	0	12.68 (0)	15.18 (2)	11.63 (0)	22.32 (1)	27.54 (0)	4.60 (0)	19.09 (0)	16.64 (3)	14.94 (2)	15.80 (5)	13.49 (3)	8.91 (1)
3	Redl, Todd	188.35	20	1	0	0	0	13.99 (0)	18.77 (8)	13.02 (0)	24.80 (0)	29.08 (1)	3.78(0)	17.27 (0)	14.76 (2)	13.64 (2)	14.37 (4)	10.72 (0)	14.15 (3)
4	Dolio, David	193.48	22	0	2	0	0	13.28 (0)	14.79(1)	16.07 (0)	20.64 (2)	29.18 (1)	4.14 (0)	20.66 (6)	19.46 (4)	13.69 (1)	17.34 (4)	15.75 (3)	8.48 (0)
5	Stettmeier, Edward D.	199.13	26	2	1	0	0	28.44 (2)	18.39 (6)	15.52 (0)	21.44 (2)	28.33 (2)	4.74 (0)	17.35 (3)	18.06 (3)	12.60 (2)	14.41 (4)	11.29 (1)	8.56 (1)
6	Cronin, Patrick	202.40	29	0	0	0	0	18.95 (9)	22.20 (8)	12.87 (0)	25.03 (0)	27.14 (0)	4.28 (0)	18.57 (2)	16.64 (0)	14.73 (2)	17.05 (4)	16.57 (2)	8.37 (2)
7	Bockemuhl, Alfie	205.99	40	0	1	1	0	14.07 (2)	20.80 (9)	13.43 (0)	22.79 (2)	32.00 (6)	3.94 (0)	24.24 (1)	16.02 (4)	13.40 (3)	15.39 (7)	15.59 (1)	14.32 (5)
8	Jones, W.T.	227.23	49	0	1	0	0	16.75 (6)	30.85 (8)	18.93 (5)	24.92 (3)	26.69 (1)	4.96 (0)	23.02 (4)	20.43 (5)	18.77 (11)	16.40 (4)	15.85 (0)	9.66 (2)
9	Greg, Jerry	235.02	72	0	1	0	0	20.47 (11)	28.89 (13)	14.94 (1)	27.74 (2)	31.09 (6)	4.57 (0)	22.51 (4)	20.73 (6)	14.99 (5)	23.57 (15)	15.72 (5)	9.80 (4)



New York State IDPA Championship

June 11 - 13, 2010


All Shooters



Match Score	--- Penalties ---					Stage 1	Stage 2	Stage 3	Stage 4	Stage 5	Stage 6	Stage 7	Stage 8	Stage 9	Stage 10	Stage 11	Stage 12
	PD	NT	PE	FN	FTDR	Cycle Ride	ATM HU	Home Inv 1	Home Inv 2	Plane HJ	Give Up	Winery 1	Winery 2	Flooded	Coyote	Yark Work	Duck Hunt

SSP - Expert


1 Vaillancourt, Daniel	209.79	25	0	3	0	0	21.18 (3)	18.50 (7)	12.82 (0)	28.94 (3)	38.14 (0)	4.05 (0)	21.22 (4)	15.77 (1)	12.60(1)	16.29 (4)	12.14 (1)	8.14 (1)
2 Barker, Richard L.	230.05	38	1	2	0	0	20.02 (8)	37.51 (4)	13.29 (0)	26.65 (3)	30.87 (1)	5.63 (1)	25.96 (3)	16.79 (4)	17.85 (7)	14.83 (3)	13.69 (3)	6.96 (1)
3 McNaughton, Phil	230.82	47	0	0	0	0	18.40 (7)	22.06 (8)	14.06 (0)	21.89 (0)	38.87 (2)	4.93 (0)	23.18 (6)	19.43 (3)	21.79 (8)	20.51 (10)	16.40 (3)	9.30 (0)
4 Robertson, Mathew C.	231.92	62	0	1	1	0	16.68 (3)	23.48 (11)	15.61 (0)	27.40 (3)	27.96 (5)	5.97 (5)	26.79 (8)	18.49 (4)	15.76 (3)	25.54 (12)	15.97 (5)	12.27 (3)
5 Bourgeois, Keith	232.38	37	0	0	0	0	20.16 (7)	19.67 (7)	16.31 (0)	29.96 (2)	37.49 (1)	5.46 (1)	20.49 (6)	20.02 (4)	22.81 (1)	16.55 (5)	13.58 (1)	9.88 (2)
6 Cronkrite, Van A.	237.67	22	1	1	0	0	13.59 (0)	27.44 (1)	16.88 (0)	30.04 (1)	33.47 (0)	4.66 (0)	25.02 (6)	18.12 (2)	18.93 (2)	17.89 (3)	19.10 (3)	12.53 (4)
7 Sarsfield, Doug	243.38	35	0	2	1	0	12.89 (0)	23.28 (14)	17.10 (5)	31.25 (1)	39.32 (0)	5.51 (0)	27.13 (1)	18.46 (0)	19.19 (3)	18.28 (5)	16.49 (2)	14.48 (4)
8 Wildenstein, Dale	244.67	24	1	1	0	0	15.51 (0)	22.13 (4)	16.69 (0)	35.69 (2)	39.13 (1)	5.35 (0)	25.96 (4)	19.00 (1)	18.76 (5)	18.41 (4)	18.09 (1)	9.95 (2)
9 Snyder, Greg	248.58	58	0	3	1	0	18.03 (7)	24.96 (13)	18.19 (0)	33.52 (3)	31.78 (2)	4.97 (2)	23.17 (8)	20.55 (3)	21.99 (7)	16.88 (5)	18.17 (2)	16.37 (6)
10 Greski, Leonard J.	253.56	31	2	0	1	0	18.45 (0)	23.24 (6)	14.09 (0)	37.18 (4)	35.45 (1)	5.01 (1)	31.60 (3)	18.94 (1)	18.03 (3)	17.56 (5)	18.40 (3)	15.61 (4)
11 Bartha, Steve	260.30	65	1	2	1	0	24.14 (10)	26.27 (7)	13.59 (1)	27.18 (5)	30.36 (0)	4.55 (1)	24.66 (4)	34.60 (14)	18.36 (0)	23.99 (12)	21.04 (11)	11.56 (0)
12 Dragotta, Toni	264.02	48	0	0	1	0	22.74 (3)	19.93 (2)	17.65 (0)	31.90 (7)	33.88 (1)	6.60 (2)	29.16 (8)	28.43 (7)	22.06 (4)	19.12 (3)	22.03 (8)	10.52 (3)
13 Goloski, Peter G.	265.79	57	2	1	0	0	25.35 (8)	18.08 (3)	19.94 (0)	37.35 (6)	28.49 (4)	6.30 (2)	25.06 (4)	22.66 (9)	19.40 (5)	22.59 (8)	18.26 (2)	22.31 (6)
14 Lapp, Darryl	266.10	35	3	1	0	0	27.85 (5)	27.32 (2)	17.69 (0)	33.91 (0)	41.50 (9)	5.03 (1)	23.40 (1)	21.39 (3)	19.88 (6)	19.27 (5)	17.70 (1)	11.16 (2)
15 Lemmon, Chris	269.65	70	0	3	2	0	16.35 (11)	34.23 (14)	18.28 (5)	31.86 (5)	36.10 (3)	6.90 (0)	38.25 (15)	20.79 (4)	19.65 (1)	19.28 (8)	17.20 (4)	10.76 (0)
16 Terwilliger Jr., Herb D.	270.77	95	1	2	2	0	28.42 (13)	33.67 (22)	16.90 (6)	27.29 (9)	37.37 (1)	6.62 (0)	28.55 (5)	23.13 (10)	17.85 (6)	20.96 (14)	15.21 (4)	14.80 (5)
17 Phillips, Bill	299.27	45	1	2	2	0	22.42 (5)	30.50 (10)	23.10 (1)	33.33 (3)	36.40 (0)	5.56 (0)	30.78 (3)	20.59 (1)	26.35 (2)	29.90 (8)	16.91 (4)	23.43 (8)
18 Torres-Reyes, Laura	321.66	57	3	1	1	0	26.87 (7)	40.99 (10)	25.01 (0)	34.92 (3)	43.09 (2)	5.95 (0)	30.89 (2)	20.29 (2)	24.72 (12)	26.59 (8)	19.50 (4)	22.84 (7)
Wolfe, Paul	DQ																	



New York State IDPA Championship

June 11 - 13, 2010

All Shooters




Match Score	--- Penalties ---					Stage 1	Stage 2	Stage 3	Stage 4	Stage 5	Stage 6	Stage 7	Stage 8	Stage 9	Stage 10	Stage 11	Stage 12
	PD	NT	PE	FN	FTDR	Cycle Ride	ATM HU	Home Inv 1	Home Inv 2	Plane HJ	Give Up	Winery 1	Winery 2	Flooded	Coyote	Yark Work	Duck Hunt

SSP - Sharpshooter

1 Thompson, John	248.39	19	0	0	0	0	21.61 (0)	23.91 (4)	16.17 (0)	35.02 (2)	29.56 (3)	7.36 (0)	25.06 (2)	20.13 (3)	20.93 (2)	19.46 (1)	17.53 (0)	11.65 (2)
2 Smith, Rick	253.31	36	1	1	1	0	16.71 (7)	23.71 (3)	24.30 (5)	30.03 (2)	37.46 (6)	6.69 (2)	25.66 (1)	19.44 (2)	18.40 (2)	17.80 (0)	15.81 (3)	17.30 (3)
3 Vernola, Bill	262.45	26	1	3	0	0	18.28 (1)	22.97 (3)	15.37 (0)	30.98 (2)	47.86 (0)	6.92 (1)	27.27 (3)	23.88 (4)	19.36 (1)	18.82 (4)	19.54 (4)	11.20 (3)
4 DeFosse, Jeffrey A.	275.20	26	0	2	1	0	26.97 (0)	25.90 (7)	17.44 (0)	28.58 (1)	36.23 (0)	5.45 (1)	31.19 (6)	24.33 (2)	21.70 (1)	21.32 (1)	19.03 (0)	17.06 (7)
5 Lenczewska, Joanna	276.95	72	1	1	1	0	23.78 (2)	30.39 (9)	17.60 (0)	30.39 (4)	41.96 (13)	4.98 (1)	27.52 (5)	23.83 (4)	19.02 (7)	17.41 (6)	18.55 (11)	21.52 (10)
6 Brewer, Brendan	293.03	50	1	3	1	0	21.28 (13)	28.95 (4)	19.89 (6)	32.17 (0)	43.39 (1)	11.93 (0)	39.79 (18)	24.97 (3)	23.63 (3)	17.40 (2)	18.99 (0)	10.64 (0)
7 Koebensky, Dave M	295.13	67	1	3	0	0	21.02 (3)	28.94 (16)	19.63 (0)	31.31 (3)	41.34 (4)	7.97 (2)	32.07 (10)	22.55 (6)	25.70 (5)	29.70 (13)	20.51 (3)	14.39 (2)
8 Christopher, Robert	309.04	61	0	2	1	0	21.00 (1)	33.33 (13)	21.31 (0)	33.90 (5)	46.15 (2)	5.03 (0)	46.91 (19)	28.94 (4)	21.84 (3)	21.69 (10)	17.88 (2)	11.06 (2)
9 Fertall, Len	314.04	72	0	6	2	0	28.77 (15)	28.93 (6)	20.38 (0)	35.78 (7)	44.35 (1)	6.94 (0)	35.53 (13)	23.89 (6)	22.37 (2)	25.73 (4)	22.68 (13)	18.69 (5)
10 Moore, Edward D.	323.19	54	0	3	0	0	32.63 (15)	31.01 (5)	27.25 (7)	49.45 (6)	45.75 (0)	6.63 (1)	27.29 (5)	20.30 (1)	25.24 (3)	24.36 (6)	19.48 (3)	13.80 (2)
11 Seamans, Gerry	324.73	22	0	3	1	0	28.91 (0)	48.15 (0)	20.17 (0)	34.13 (0)	42.40 (0)	5.66 (1)	42.65 (12)	26.87 (3)	25.84 (3)	21.74 (0)	14.85 (2)	13.36 (1)
12 Bauhoff, KC	337.04	22	0	6	0	0	20.47 (2)	38.35 (6)	16.15 (0)	36.01 (0)	52.93 (0)	5.72 (0)	36.12 (2)	26.05 (1)	41.57 (2)	30.28 (5)	17.59 (3)	15.80 (1)
13 Frink, Bill	340.18	102	2	7	1	0	23.36 (12)	49.98 (23)	15.29 (0)	42.82 (13)	42.53 (3)	8.47 (6)	33.30 (5)	22.76 (5)	26.84 (10)	35.65 (17)	23.98 (6)	15.20 (2)
14 Griffin, Peter	352.93	34	0	5	0	0	25.77 (7)	33.72 (6)	25.23 (0)	29.67 (3)	53.58 (0)	11.23 (0)	33.79 (5)	30.64 (3)	36.34 (1)	27.72 (6)	33.33 (2)	11.91 (1)

SSP - Marksman


1 Culver, Darrin T.	297.43	59	0	2	1	0	17.59 (0)	27.62 (4)	17.54 (0)	34.94 (3)	48.74 (2)	6.58 (1)	39.72 (18)	23.65 (6)	25.65 (11)	25.64 (8)	19.12 (4)	10.64 (2)
2 Jeter, Leigh A.	317.65	62	1	0	1	0	22.50 (1)	26.70 (3)	22.46 (0)	38.94 (7)	42.13 (0)	6.87 (1)	39.14 (10)	26.01 (5)	33.75 (12)	26.46 (17)	20.78 (4)	11.91 (2)
3 Demcher Sr, Stephen N.	321.99	73	1	2	2	0	22.46 (0)	40.96 (17)	17.38 (0)	36.20 (2)	45.23 (3)	8.07 (5)	29.82 (8)	31.26 (8)	27.34 (8)	26.16 (12)	18.55 (4)	18.56 (6)
4 Proudman, Nathan C.	352.40	112	2	3	2	0	27.01 (14)	31.71 (16)	23.97 (6)	51.74 (16)	46.53 (7)	5.95 (2)	46.36 (19)	23.62 (3)	19.22 (8)	22.22 (5)	23.85 (9)	30.22 (7)
5 Jones, Brian E.	358.92	110	0	2	2	0	32.28 (17)	32.87 (13)	26.25 (10)	34.95 (3)	43.78 (5)	6.40 (1)	40.60 (15)	41.92 (16)	29.63 (13)	23.84 (5)	24.79 (8)	21.61 (4)
6 Maday, Stephanie	359.18	100	0	3	2	0	27.37 (18)	35.48 (10)	21.74 (0)	49.09 (1)	42.13 (6)	6.17 (1)	47.53 (18)	33.85 (7)	24.14 (7)	27.36 (19)	23.99 (9)	20.33 (4)
7 Price, Bob M.	365.83	94	0	4	2	0	27.69 (4)	31.65 (8)	27.10 (6)	48.59 (9)	45.38 (6)	6.51 (0)	27.18 (8)	35.65 (7)	32.59 (12)	34.86 (19)	26.19 (10)	22.44 (5)
8 LaBarbera, Paul	379.43	101	0	7	1	0	34.66 (24)	28.31 (7)	26.51 (6)	52.80 (7)	54.32 (3)	6.62 (0)	44.44 (6)	28.66 (9)	22.77 (8)	34.86 (18)	26.18 (10)	19.30 (3)
9 Guowitz, Mitch	390.93	66	2	2	3	0	19.63 (3)	53.36 (3)	18.84 (0)	42.90 (5)	59.36 (5)	6.65 (0)	67.32 (17)	25.65 (4)	32.44 (11)	21.71 (8)	19.20 (4)	23.87 (6)
10 Swan, Scott A.	407.45	80	0	3	4	0	30.19 (8)	29.27 (3)	25.01 (0)	54.47 (2)	68.97 (12)	9.63 (2)	40.73 (14)	32.11 (3)	28.56 (5)	30.30 (14)	25.73 (5)	32.48 (12)
11 Agnoli, Christopher C.	417.11	103	2	0	3	0	32.94 (11)	60.74 (13)	26.34 (0)	45.88 (6)	45.70 (2)	10.21 (0)	39.95 (11)	38.12 (11)	29.80 (13)	33.09 (18)	23.38 (7)	30.96 (11)
12 Yake, Bonnie P	439.40	104	3	0	2	0	44.81 (32)	42.77 (17)	32.83 (6)	54.65 (6)	55.15 (2)	13.67 (3)	42.57 (11)	40.48 (14)	28.89 (1)	30.16 (3)	29.58 (4)	23.84 (5)
13 Hyde, Denny D.	477.25	113	1	1	6	0	40.58 (20)	55.34 (33)	30.79 (0)	50.85 (2)	68.12 (4)	16.38 (1)	52.35 (19)	29.58 (3)	33.69 (7)	49.37 (20)	28.11 (2)	22.09 (2)
14 Pitha, Deb	480.81	89	1	2	4	0	38.83 (7)	39.58 (4)	32.68 (2)	52.49 (9)	59.20 (5)	8.06 (0)	68.96 (13)	37.30 (7)	51.34 (10)	27.79 (8)	30.57 (12)	34.01 (12)



New York State IDPA Championship

June 11 - 13, 2010

All Shooters



Match Score	--- Penalties ---	Stage 1 Cycle Ride	Stage 2 ATM HU	Stage 3 Home Inv 1	Stage 4 Home Inv 2	Stage 5 Plane HJ	Stage 6 Give Up	Stage 7 Winery 1	Stage 8 Winery 2	Stage 9 Flooded	Stage 10 Coyote	Stage 11 Yark Work	Stage 12 Duck Hunt
	PD NT PE FN FTDR												

ESR - Enhanced Service Revolver

ESR - Master

DC Pittha, Joseph	247.17	31	0	0	1	0	12.82 (0)	26.11 (3)	16.42 (0)	27.75 (1)	33.20 (0)	4.93 (1)	31.91 (9)	22.14 (1)	21.06 (2)	25.26 (12)	17.89 (1)	7.68 (1)
-------------------	---------------	----	---	---	---	---	-----------	-----------	-----------	-----------	-----------	----------	-----------	-----------	-----------	------------	-----------	----------

ESR - Expert

Ortbach, Ken	DQ																	
--------------	-----------	--	--	--	--	--	--	--	--	--	--	--	--	--	--	--	--	--

ESR - Sharpshooter

1 Coutant, Roger	341.29	59	2	1	1	0	21.26 (1)	29.45 (5)	22.15 (0)	46.70 (5)	51.24 (4)	5.37 (1)	40.84 (7)	30.02 (4)	33.14 (7)	25.43 (13)	18.46 (6)	17.23 (6)
------------------	---------------	----	---	---	---	---	-----------	-----------	-----------	-----------	-----------	----------	-----------	-----------	-----------	------------	-----------	-----------

ESR - Marksman

1 Aquilino, Joseph	366.05	55	1	2	2	0	31.86 (1)	31.40 (7)	30.56 (0)	53.31 (0)	55.01 (1)	5.31 (0)	28.09 (3)	32.74 (3)	37.35 (20)	23.70 (8)	18.98 (6)	17.74 (6)
Melisi, Maryann	DQ																	

SSR - Stock Service Revolver

SSR - Master


DC Buckland, Craig	234.06	15	0	3	0	0	13.25 (0)	24.07 (8)	15.99 (0)	27.60 (1)	42.34 (0)	4.21 (0)	23.30 (2)	20.39 (1)	18.45 (0)	21.46 (2)	15.52 (1)	7.48 (0)
1 Powell, Bob	280.82	20	1	3	0	0	15.45 (0)	24.73 (1)	22.73 (0)	39.34 (0)	37.29 (1)	5.17 (0)	31.19 (4)	24.71 (1)	27.21 (4)	22.87 (7)	19.48 (0)	10.65 (2)

SSR - Sharpshooter

1 Richards, Tom	369.48	58	0	3	1	0	31.61 (11)	34.72 (5)	31.90 (10)	43.55 (1)	48.67 (1)	5.84 (2)	36.94 (9)	36.28 (3)	35.07 (4)	23.77 (6)	24.29 (0)	16.84 (6)
2 Acerboni, Giorgio	409.75	38	0	3	1	0	27.74 (6)	34.58 (9)	28.35 (0)	50.32 (2)	66.74 (1)	6.53 (0)	46.63 (1)	33.64 (1)	37.23 (2)	33.13 (8)	25.53 (4)	19.33 (4)
Van Alstyne, Chuck	DQ																	

SSR - Marksman


1 Wright, John	364.40	64	0	1	1	0	25.25 (13)	34.42 (9)	26.93 (6)	45.50 (6)	47.61 (1)	6.34 (3)	51.18 (7)	36.84 (5)	30.64 (5)	20.68 (1)	20.02 (2)	18.99 (6)
----------------	---------------	----	---	---	---	---	------------	-----------	-----------	-----------	-----------	----------	-----------	-----------	-----------	-----------	-----------	-----------



New York State IDPA Championship

June 11 - 13, 2010

All Shooters



Stage Descriptions

- Stage 1** - Bicycle Ride Gone Wrong
- Stage 2** - ATM Holdup
- Stage 3** - Home Invasion 1
- Stage 4** - Home Invasion 2
- Stage 5** - Airplane Hijacking
- Stage 6** - Give Up the Wallet
- Stage 7** - Winery Tour 1
- Stage 8** - Winery Tour 2
- Stage 9** - Flooded Timber Hut
- Stage 10** - Coyote Attack
- Stage 11** - Yard Work Gone Bad
- Stage 12** - Duck Hunt

Total Match Penalties:

- Target Points Down (PD) - 6,852
- Hits on Non-Threats (NT) - 84
- Procedural Errors (PE) - 271
- Failures to Neutralize (FN) - 135
- Failures to Do Right (FTDR) - 1
- Shooter Disqualifications (DQ) - 5

Key to Penalties:

- PD** = Target Points Down. Each point down adds 1/2 second to your score.
- NT** = Hit on Non Threat target. Each HNT adds 5 seconds to your score.
- PE** = Procedural Error. Each adds 3 seconds to your score.
- FN** = Failure to Neutralize (no hits in the 0 or -1 zone) Each adds 5 seconds to your score.
- FTDR** = Failure To Do Right - adds 20 seconds to your score.