


LA State 2010 March 13, 2010

All Shooters

CDP Champion: Tony Phan CDP - Master 136.99 (44)
 ESP Champion: Mike Cooper ESP - Expert 129.98 (52)
 SSP Champion: Gordon Carrell SSP - Master 113.72 (32)
 ESR Champion: Jerry Miculek ESR - Master 121.46 (25)
 SSR Champion: Roger Reid SSR - Master 172.65 (24)

High Senior: Jerry Miculek ESR - Master 121.46 (25)
 High Lady: Kim Powell SSP - Sharpshooter 202.47 (61)
 High Law Enforcement: Tony Phan CDP - Master 136.99 (44)
 High Junior: Dillon Rys ESP - Sharpshooter 166.23 (70)
 High Military: Shane Raiford ESP - Expert 167.23 (51)
 High Military Veteran: Richard Wakley SSP - Expert 151.48 (35)
 High Distinguished Senior: David M. Stonaker SSP - Sharpshooter 190.16 (61)
 Most Accurate: Alan Colley SSP - Expert 155.16 (22)


		Match Score	Stage 1	Stage 2	Stage 3	Stage 4	Stage 5	Stage 6	Stage 7	Stage 8	Stage 9
CDP - Master											
DC	Tony Phan	136.99 (44)	6.08 (4)	11.40(7)	19.76 (11)	14.96 (2)	21.83 (2)	12.12 (3)	16.28 (8)	20.93 (3)	13.63 (4)
1	Phillip Williamson	171.70 (73)	6.71 (5)	18.91 (15)	30.59 (9)	20.30 (3)	20.83 (7)	15.92 (6)	17.99 (7)	16.24 (6)	24.21 (15)
CDP - Expert											
1	Kenneth Naffziger	143.40 (39)	5.05 (0)	22.03 (24)	17.51 (1)	17.10 (3)	21.36 (0)	14.32 (4)	17.10 (2)	15.29 (4)	13.64 (1)
2	Steve Jolly	152.32 (44)	5.10 (0)	20.53 (18)	20.83 (3)	15.93 (0)	20.14 (1)	17.73 (11)	18.75 (1)	15.98 (3)	17.33 (7)
3	Mike Rys	157.41 (50)	4.76 (0)	18.55 (14)	24.05 (8)	16.90 (3)	23.38 (3)	13.31 (2)	16.11 (5)	24.65 (10)	15.70 (5)
4	Cody Ray	161.60 (65)	5.28 (1)	20.27 (17)	20.11 (3)	18.54 (2)	22.77 (2)	14.92 (1)	20.00 (16)	18.78 (7)	20.93 (16)
5	Jim Tackett	171.97 (38)	4.81 (0)	16.76 (11)	28.00 (4)	19.77 (2)	29.24 (1)	18.66 (2)	20.58 (11)	17.51 (3)	16.64 (4)
6	Charles Pruszynski	180.02 (66)	5.77 (2)	27.73 (24)	24.04 (11)	19.58 (2)	31.74 (4)	15.12 (2)	17.96 (5)	19.42 (7)	18.66 (9)
7	Myrin Young	198.61 (81)	3.70 (0)	20.21 (19)	23.72 (5)	20.24 (3)	27.92 (5)	21.46 (4)	32.05 (21)	22.99 (7)	26.32 (17)



LA State 2010 March 13, 2010

All Shooters


	Match Score	Stage 1	Stage 2	Stage 3	Stage 4	Stage 5	Stage 6	Stage 7	Stage 8	Stage 9	
CDP - Sharpshooter											
1	Stephen Kay	161.48 (60)	6.71 (1)	18.31 (12)	26.62 (13)	19.81 (2)	22.88 (5)	12.76 (1)	18.72 (4)	16.74 (10)	18.93 (12)
2	Eric Cooper	167.11 (69)	5.94 (4)	16.45 (11)	26.54 (5)	20.31 (2)	26.55 (8)	19.15 (10)	15.98 (4)	17.40 (13)	18.79 (12)
3	Matt Bilsky	171.11 (50)	5.49 (0)	20.78 (9)	15.76 (2)	24.71 (9)	27.43 (1)	15.76 (2)	20.89 (8)	19.41 (8)	20.88 (11)
4	Sam Jones	174.84 (75)	4.89 (2)	19.67 (18)	24.21 (10)	22.22 (5)	22.72 (1)	16.24 (3)	25.83 (17)	19.67 (10)	19.39 (9)
5	Don Baker	178.10 (89)	8.41 (8)	23.76 (26)	20.37 (5)	27.30 (12)	23.85 (2)	13.96 (3)	22.30 (15)	19.82 (9)	18.33 (9)
6	Robert Walker	179.07 (61)	5.67 (0)	23.10 (17)	22.01 (4)	26.76 (7)	24.07 (1)	18.40 (1)	19.47 (12)	18.00 (9)	21.59 (10)
7	Said Aboumerhi	184.65 (61)	5.94 (0)	20.36 (15)	28.42 (4)	19.70 (0)	29.18 (5)	15.95 (0)	21.49 (12)	25.38 (15)	18.23 (10)
8	Eddie Hord	194.05 (85)	5.77 (1)	24.52 (26)	28.12 (10)	20.91 (4)	25.04 (0)	21.23 (4)	25.36 (16)	20.15 (4)	22.95 (20)
9	Brian Owens	195.09 (45)	13.01 (0)	23.74 (20)	33.12 (7)	21.69 (4)	26.27 (2)	16.65 (1)	22.34 (6)	20.19 (2)	18.08 (3)
10	Ryan Hailey	222.74 (95)	7.30 (2)	25.63 (23)	32.74 (8)	27.49 (9)	31.33 (14)	21.31 (6)	29.13 (7)	14.29 (4)	33.52 (22)
11	Allen Honeyman	233.26 (87)	12.18 (2)	23.85 (15)	27.90 (1)	34.16 (11)	29.22 (1)	27.50 (8)	28.31 (17)	23.65 (13)	26.49 (19)
12	Bobby Johnson	296.82 (126)	13.17 (0)	38.35 (38)	58.04 (40)	38.52 (11)	44.93 (7)	29.28 (7)	28.32 (9)	25.23 (9)	20.98 (5)
CDP - Marksman											
1	Dale Rychlik	184.13 (23)	5.73 (0)	16.97 (4)	24.84 (3)	27.48 (5)	25.80 (1)	22.94 (0)	25.59 (7)	17.57 (2)	17.21 (1)
2	Darrel Sells	189.05 (77)	4.03 (0)	29.18 (38)	28.81 (7)	23.69 (3)	25.99 (2)	16.25 (5)	26.84 (12)	16.31 (7)	17.95 (3)
3	Brian Slaughter	247.24 (126)	7.70 (2)	27.23 (25)	32.01 (15)	27.62 (6)	39.10 (12)	25.05 (4)	28.90 (15)	26.34 (23)	33.29 (24)
4	David Prothro	249.60 (71)	10.10 (0)	18.43 (3)	41.03 (15)	28.08 (4)	35.05 (2)	26.97 (6)	38.91 (21)	28.59 (14)	22.44 (6)
5	Lee Paull	270.35 (143)	8.86 (6)	33.00 (39)	55.53 (33)	25.58 (3)	33.93 (5)	21.67 (9)	33.84 (14)	28.04 (21)	29.90 (13)
6	Conrad Dalton	286.92 (115)	7.70 (0)	31.67 (21)	42.64 (19)	28.34 (3)	40.41 (0)	29.41 (5)	40.50 (20)	45.53 (40)	20.72 (7)
7	Ricke Boyle	297.07 (97)	12.06 (6)	31.27 (29)	45.79 (12)	37.32 (5)	42.37 (3)	32.51 (4)	28.59 (11)	42.05 (20)	25.11 (7)
8	Peter Cutlip	300.08 (110)	8.81 (3)	24.22 (17)	38.85 (10)	44.67 (15)	52.96 (6)	35.64 (8)	32.02 (16)	37.13 (27)	25.78 (8)
CDP - Novice											
1	Chris Jones	233.78 (100)	6.15 (0)	27.44 (32)	26.65 (9)	31.69 (6)	37.19 (4)	17.35 (6)	34.29 (11)	21.07 (13)	31.95 (19)
ESP - Master											
1	John Morris	132.37 (50)	4.14 (0)	19.07 (15)	18.85 (8)	14.05 (4)	19.28 (2)	13.57 (5)	14.21 (5)	13.90(5)	15.30 (6)
2	Jeff Holthus	141.55 (25)	4.24 (0)	15.26 (10)	21.01 (1)	12.40 (0)	20.84 (4)	15.48 (0)	19.63 (8)	17.27 (1)	15.42 (1)
3	Jason Beaver	169.88 (101)	4.64 (2)	22.33 (21)	21.28 (15)	19.21 (13)	21.66 (9)	13.78 (2)	17.43 (6)	26.07 (13)	23.48 (20)



LA State 2010 March 13, 2010

All Shooters


	Match Score	Stage 1	Stage 2	Stage 3	Stage 4	Stage 5	Stage 6	Stage 7	Stage 8	Stage 9
ESP - Expert										
DC Mike Cooper	129.98 (52)	5.52 (1)	13.83 (8)	17.62 (4)	12.88 (2)	18.42 (6)	13.46 (2)	13.82 (8)	17.39 (9)	17.04 (12)
1 Kyle O'Glee	145.93 (39)	4.42 (0)	16.84 (9)	24.17 (1)	14.62 (3)	23.23 (8)	14.52 (2)	13.73 (5)	15.86 (2)	18.54 (9)
2 Brian Stricker	147.06 (45)	4.17 (0)	16.15 (4)	25.72 (16)	13.99 (1)	18.38 (0)	16.10 (2)	19.82 (8)	17.36 (7)	15.37 (7)
3 Tray Jones	149.21 (38)	4.99 (1)	14.92 (10)	25.26 (5)	13.77 (1)	22.95 (2)	14.34 (3)	21.81 (9)	16.58 (3)	14.59 (4)
4 Brandon Edens	152.94 (53)	5.87 (3)	18.46 (14)	27.06 (7)	16.40 (2)	17.30 (3)	15.81 (3)	18.17 (12)	19.53 (5)	14.34 (4)
5 Arnold Brown	153.56 (44)	4.88 (1)	26.40 (18)	23.20 (4)	17.16 (4)	20.36 (4)	14.72 (1)	16.35 (7)	14.65 (4)	15.84 (1)
6 Frederick Haring	154.02 (37)	5.79 (2)	16.37 (13)	22.90 (2)	16.75 (3)	24.43 (1)	17.61 (2)	15.85 (8)	18.86 (4)	15.46 (2)
7 Steve Freeman	156.40 (60)	5.61 (1)	25.66 (31)	25.65 (4)	12.26 (0)	18.30 (0)	15.42 (3)	16.06 (6)	22.31 (10)	15.13 (5)
8 Bill Dittoe	162.84 (44)	8.37 (0)	21.42 (21)	23.87 (1)	14.85 (4)	27.21 (3)	20.65 (7)	17.33 (3)	15.35 (3)	13.79 (2)
9 Patrick Holsted	164.52 (64)	4.17 (0)	19.16 (12)	24.36 (12)	17.52 (6)	22.76 (8)	22.77 (4)	19.72 (10)	18.82 (7)	15.24 (5)
10 Shane Raiford	167.23 (51)	8.65 (5)	17.90 (14)	26.55 (13)	18.48 (1)	22.04 (0)	15.70 (3)	21.41 (5)	17.55 (6)	18.95 (4)
11 Jason Davis	167.93 (101)	6.60 (6)	27.95 (21)	21.14 (11)	13.67 (6)	26.00 (11)	16.53 (10)	15.51 (5)	18.23 (11)	22.30 (20)
ESP - Sharpshooter										
1 Ryan Reed	158.97 (52)	4.42 (0)	18.11 (14)	22.17 (9)	15.31 (3)	25.95 (3)	20.66 (7)	16.27 (2)	18.21 (8)	17.87 (6)
2 Mark Thompson	163.38 (43)	5.47 (1)	15.91 (13)	25.67 (11)	17.17 (1)	24.28 (2)	16.29 (1)	18.82 (8)	17.40 (4)	22.37 (2)
3 Larry Powell	164.16 (45)	4.82 (1)	15.87 (5)	28.44 (4)	15.95 (3)	23.42 (6)	15.68 (2)	21.49 (6)	20.30 (6)	18.19 (12)
4 Dillon Rys	166.23 (70)	6.31 (3)	21.73 (22)	26.06 (15)	16.17 (9)	24.33 (6)	15.19 (1)	17.18 (3)	19.11 (9)	20.15 (2)
5 Mike Sells	167.80 (89)	5.70 (3)	28.51 (33)	21.83 (6)	17.37 (6)	19.74 (1)	15.01 (4)	17.06 (7)	25.38 (22)	17.20 (7)
6 David Hedge	167.92 (84)	6.27 (3)	24.98 (30)	27.51 (16)	18.05 (3)	26.14 (11)	16.45 (2)	13.77 (4)	17.73 (8)	17.02 (7)
7 Mike Hutchins	189.10 (77)	5.76 (2)	29.43 (26)	25.59 (0)	17.10 (9)	32.73 (26)	16.17 (1)	22.49 (8)	19.86 (4)	19.97 (1)
8 Ben Martin	200.48 (128)	5.50 (0)	26.75 (34)	33.11 (19)	19.10 (7)	27.77 (11)	19.88 (4)	22.23 (21)	28.50 (21)	17.64 (11)
9 Herb Rippley	236.93 (89)	7.08 (1)	31.83 (29)	31.78 (5)	22.20 (7)	37.68 (2)	23.31 (2)	29.66 (19)	24.31 (10)	29.08 (14)



LA State 2010 March 13, 2010

All Shooters


	Match Score	Stage 1	Stage 2	Stage 3	Stage 4	Stage 5	Stage 6	Stage 7	Stage 8	Stage 9
ESP - Marksman										
1 Chandler LaFrain	196.77 (54)	11.11 (0)	21.37 (19)	30.17 (3)	17.63 (2)	27.52 (1)	21.67 (2)	23.95 (5)	23.62 (17)	19.73 (5)
2 Ken Gram	200.99 (56)	7.58 (0)	23.65 (17)	28.35 (6)	20.83 (2)	27.25 (3)	22.29 (4)	26.13 (8)	23.37 (6)	21.54 (10)
3 Larry Grimes	203.86 (81)	12.75 (5)	25.82 (24)	24.07 (6)	20.51 (5)	21.98 (2)	18.13 (4)	25.30 (12)	23.89 (14)	31.41 (9)
4 Paul Wyss	211.82 (85)	6.26 (1)	22.75 (23)	33.29 (13)	21.58 (11)	25.51 (3)	23.41 (0)	25.05 (6)	27.90 (11)	26.07 (17)
5 Jon Summers	231.83 (114)	6.52 (1)	21.67 (23)	54.27 (39)	18.41 (7)	33.58 (10)	28.55 (9)	27.05 (8)	20.23 (10)	21.55 (7)
6 Andrew Swanton	234.60 (99)	7.98 (3)	27.79 (21)	39.29 (24)	24.96 (7)	32.94 (7)	24.61 (7)	30.83 (9)	21.71 (7)	24.49 (14)
7 Michael Graf	242.89 (71)	9.07 (5)	32.51 (20)	35.98 (2)	30.27 (12)	31.66 (5)	26.73 (3)	23.05 (11)	26.31 (10)	27.31 (3)
8 Gil Hunt	243.07 (76)	7.38 (2)	25.16 (17)	33.09 (6)	20.72 (2)	38.06 (12)	26.33 (0)	31.45 (11)	24.84 (10)	36.04 (16)
9 Larry Zoppi	252.22 (115)	10.29 (0)	25.22 (21)	41.01 (12)	31.42 (19)	28.30 (4)	24.06 (4)	34.38 (21)	24.70 (13)	32.84 (21)
10 Gary Cobey	256.39 (76)	8.53 (4)	36.00 (0)	40.78 (28)	22.23 (6)	36.31 (4)	24.12 (0)	28.87 (13)	24.77 (10)	34.78 (11)
11 Perry Hoffman	258.45 (66)	6.55 (0)	38.04 (30)	48.00 (0)	23.18 (0)	31.08 (0)	22.38 (1)	34.94 (12)	27.52 (13)	26.76 (10)
12 Jimmy Davis	265.97 (137)	15.64 (1)	31.22 (41)	30.99 (13)	27.78 (10)	31.92 (6)	34.81 (9)	30.78 (15)	35.99 (25)	26.84 (17)
13 John Thompson	268.87 (81)	7.03 (1)	22.29 (15)	47.35 (13)	30.44 (1)	37.61 (7)	34.71 (1)	22.55 (7)	33.16 (10)	33.73 (26)
ESP - Novice										
1 Iris Grimes	260.15 (137)	10.06 (0)	34.45 (42)	31.38 (20)	29.86 (10)	39.32 (4)	24.49 (6)	29.35 (9)	38.84 (27)	22.40 (19)
SSP - Master										
DC Gordon Carrell	113.72 (32)	6.27 (6)	12.15 (8)	14.63(3)	11.75(3)	17.11(2)	11.85 (2)	11.53 (2)	15.51 (3)	12.92 (3)
1 West Chandler	129.38 (37)	6.98 (5)	19.07 (18)	16.64 (2)	18.52 (2)	17.84 (1)	12.88 (1)	7.70(1)	14.82 (2)	14.93 (5)
2 Ferrell Spicer	149.40 (82)	4.69 (2)	22.98 (31)	18.99 (8)	13.02 (2)	18.49 (2)	13.75 (1)	15.95 (13)	23.00 (14)	18.53 (9)
3 Paul Stiedle	166.89 (55)	5.12 (2)	19.51 (17)	21.19 (6)	14.52 (2)	21.45 (3)	15.98 (1)	20.46 (5)	25.18 (10)	23.48 (9)



LA State 2010 March 13, 2010

All Shooters


	Match Score	Stage 1	Stage 2	Stage 3	Stage 4	Stage 5	Stage 6	Stage 7	Stage 8	Stage 9
SSP - Expert										
1 Zeb Pomerence	145.45 (32)	3.76 (0)	19.45 (14)	18.77 (2)	14.89 (3)	20.31 (1)	17.70 (2)	15.07 (6)	16.91 (2)	18.59 (2)
2 Matt McArthur	149.03 (52)	4.32 (1)	15.59 (11)	20.98 (8)	21.07 (6)	24.29 (7)	17.67 (5)	15.95 (6)	14.89 (7)	14.27 (1)
3 Richard Wakley	151.48 (35)	5.99 (2)	16.61 (9)	22.84 (9)	18.93 (2)	22.12 (1)	16.17 (0)	15.77 (6)	18.01 (4)	15.04 (2)
4 Don Perkins	153.13 (72)	4.84 (1)	19.24 (18)	19.66 (7)	19.90 (15)	21.95 (7)	15.97 (1)	16.78 (7)	19.04 (9)	15.75 (7)
5 Alan Colley	155.16 (22)	5.22 (0)	14.40 (5)	21.90 (4)	18.11 (4)	21.76 (1)	20.70 (1)	20.35 (1)	16.43 (3)	16.29 (3)
6 Mark Boeckman	165.75 (46)	4.21 (0)	17.71 (16)	28.44 (6)	17.90 (4)	21.68 (2)	26.35 (1)	13.20 (3)	16.04 (2)	20.22 (12)
7 John Tittle	168.14 (56)	6.93 (0)	21.14 (12)	23.02 (6)	15.52 (1)	21.58 (4)	16.72 (4)	25.36 (11)	18.70 (9)	19.17 (9)
8 Danny Warner	168.54 (74)	4.74 (1)	18.75 (18)	22.20 (5)	16.23 (4)	30.36 (11)	15.28 (3)	19.89 (11)	22.56 (14)	18.53 (7)
9 Alan Liczwek	177.34 (67)	7.24 (6)	21.44 (22)	25.21 (7)	14.98 (4)	26.32 (4)	18.01 (1)	20.59 (3)	17.25 (9)	26.30 (11)
Gregory Bell	DQ									
SSP - Sharpshooter										
1 Ricky Gilbert	174.47 (69)	4.28 (1)	21.04 (23)	32.32 (10)	16.44 (8)	21.22 (1)	15.49 (3)	27.46 (9)	16.90 (10)	19.32 (4)
2 Rusty Edwards	176.91 (55)	7.32 (5)	18.86 (16)	24.07 (4)	19.55 (2)	26.09 (1)	18.09 (6)	17.88 (10)	18.61 (4)	26.44 (7)
3 Jerome Vailes	181.13 (87)	7.22 (2)	27.18 (28)	32.52 (13)	23.13 (9)	24.84 (11)	14.82 (3)	16.90 (9)	19.93 (8)	14.59 (4)
4 Ty Greene	182.07 (34)	6.69 (0)	21.45 (14)	28.60 (2)	19.45 (1)	23.81 (0)	20.45 (1)	22.32 (9)	19.72 (3)	19.58 (4)
5 Dan Schwartz	182.47 (79)	5.35 (1)	23.93 (25)	31.12 (11)	18.63 (10)	25.29 (2)	18.67 (3)	21.56 (10)	18.61 (7)	19.31 (10)
6 Bill Hailey	186.61 (103)	4.63 (0)	21.92 (23)	28.75 (16)	18.70 (10)	26.05 (6)	17.26 (5)	23.84 (9)	23.04 (18)	22.42 (16)
7 David M. Stonaker	190.16 (61)	7.53 (0)	19.68 (10)	28.00 (12)	18.71 (2)	28.49 (1)	20.76 (2)	16.97 (3)	27.64 (16)	22.38 (15)
8 Chris Harpin	192.55 (76)	8.16 (0)	24.20 (25)	27.75 (7)	16.03 (4)	23.61 (0)	22.72 (5)	31.41 (20)	19.33 (5)	19.34 (10)
9 Elton Ray Davis	193.01 (76)	6.37 (0)	19.63 (18)	27.55 (8)	20.68 (7)	27.56 (3)	25.84 (10)	21.28 (7)	18.33 (9)	25.77 (14)
10 Brian Ehrler	196.26 (91)	5.56 (2)	40.63 (54)	22.43 (7)	17.33 (3)	25.89 (1)	17.40 (1)	24.11 (11)	20.19 (8)	22.72 (4)
11 Jason Armstrong	201.53 (93)	6.94 (4)	21.42 (17)	25.91 (18)	29.29 (9)	27.10 (6)	24.27 (3)	25.27 (12)	23.13 (14)	18.20 (10)
12 Kim Powell	202.47 (61)	6.31 (0)	26.38 (21)	28.79 (10)	20.48 (5)	29.58 (5)	20.03 (1)	24.13 (4)	27.41 (10)	19.36 (5)
13 Ryan O'Glee	204.56 (101)	2.66(2)	24.54 (24)	25.53 (5)	26.66 (16)	22.63 (2)	18.30 (4)	25.07 (14)	40.25 (33)	18.92 (1)
14 John T. Snider	206.78 (26)	5.89 (0)	19.45 (10)	48.00 (0)	20.39 (2)	25.24 (0)	19.69 (1)	22.69 (7)	28.37 (4)	17.06 (2)
15 Chris Bittick	207.60 (72)	10.33 (12)	29.74 (22)	28.17 (2)	24.65 (5)	28.27 (5)	29.64 (10)	17.15 (3)	18.76 (4)	20.89 (9)
16 Jimmy Pike	208.63 (93)	5.13 (0)	23.35 (23)	33.62 (14)	17.40 (6)	35.57 (17)	27.46 (5)	23.67 (12)	24.42 (9)	18.01 (7)
17 Johnathan Mccartney	229.81 (83)	5.89 (0)	27.30 (18)	36.35 (14)	27.94 (7)	39.92 (1)	22.91 (7)	16.06 (7)	22.24 (6)	31.20 (23)
18 Gary Brown	230.37 (95)	5.93 (2)	32.39 (29)	42.33 (14)	22.61 (5)	29.33 (3)	22.20 (1)	28.81 (15)	26.99 (18)	19.78 (8)



LA State 2010 March 13, 2010

All Shooters

		Match Score	Stage 1	Stage 2	Stage 3	Stage 4	Stage 5	Stage 6	Stage 7	Stage 8	Stage 9
SSP - Marksman											
1	Chris Raymond	211.90 (70)	13.02 (0)	20.18 (14)	27.56 (4)	25.57 (7)	28.68 (11)	35.50 (13)	19.19 (3)	19.75 (9)	22.45 (9)
2	Margo Stevens	225.30 (115)	5.52 (1)	28.41 (26)	24.58 (12)	23.93 (11)	41.35 (19)	22.95 (4)	20.94 (4)	27.95 (18)	29.67 (20)
3	Jacob Whitsett	228.30 (114)	9.19 (5)	33.30 (37)	34.10 (12)	23.97 (11)	28.86 (2)	22.51 (6)	24.08 (11)	25.12 (12)	27.17 (18)
4	Garth Davis	229.35 (70)	6.61 (1)	26.25 (16)	35.41 (12)	22.21 (3)	28.82 (1)	41.84 (14)	24.23 (7)	24.45 (11)	19.53 (5)
5	Rebecca Sells	229.66 (61)	14.49 (0)	21.45 (14)	27.28 (1)	27.63 (2)	35.46 (2)	23.97 (10)	26.01 (9)	30.85 (12)	22.52 (11)
6	Gary Coleman	238.06 (62)	7.46 (0)	27.41 (28)	31.91 (6)	23.59 (1)	34.83 (0)	33.95 (2)	24.49 (12)	24.47 (6)	29.95 (7)
7	Tony Owczarzak	243.07 (88)	13.20 (0)	25.30 (18)	40.45 (7)	21.91 (1)	38.35 (8)	24.31 (5)	24.43 (14)	30.78 (22)	24.34 (13)
8	Gordon Thomas	280.43 (113)	14.41 (1)	26.58 (20)	46.79 (15)	34.44 (11)	41.59 (15)	32.55 (14)	19.36 (14)	29.55 (11)	35.16 (12)
9	Diane Haring	283.05 (110)	7.90 (5)	27.67 (27)	40.67 (9)	21.63 (5)	59.76 (18)	25.85 (5)	42.74 (22)	27.31 (13)	29.52 (6)
10	Pam Simek	336.43 (154)	7.69 (2)	35.04 (36)	44.44 (12)	30.39 (10)	43.78 (1)	32.30 (11)	48.40 (34)	59.00 (30)	35.39 (18)
	Glenn Duncan	DQ									
	Robert Kunz	DNF									
	Nick Morton	INC	(0)	(0)	(0)	(0)	(0)	(0)	(0)	(0)	(0)
	Chris Ruhman	INC	(0)	(0)	(0)	(0)	(0)	(0)	(0)	(0)	(0)
ESR - Master											
DC	Jerry Miculek	121.46 (25)	5.75 (0)	13.92 (8)	17.60 (5)	15.31 (2)	18.83 (1)	11.55(3)	12.22 (2)	15.22 (3)	11.06(1)
ESR - Expert											
1	Gregg Kratochvil	154.34 (32)	7.11 (0)	14.91 (7)	23.30 (4)	14.78 (1)	23.05 (0)	16.45 (5)	20.27 (9)	19.92 (4)	14.55 (2)
ESR - Sharpshooter											
1	Garry Newton	197.41 (61)	8.31 (0)	25.01 (23)	27.23 (7)	20.83 (4)	30.06 (3)	20.30 (5)	24.78 (4)	22.19 (8)	18.70 (7)
2	Eric Mutsch	222.62 (81)	7.74 (0)	27.26 (22)	32.76 (11)	36.04 (2)	28.91 (6)	19.05 (2)	19.46 (12)	23.16 (11)	28.24 (15)
SSR - Master											
DC	Roger Reid	172.65 (24)	19.84 (0)	14.18 (5)	23.91 (5)	18.14 (1)	23.69 (1)	16.77 (0)	17.65 (2)	22.80 (7)	15.67 (3)
SSR - Sharpshooter											
1	Robert Briggs	213.11 (36)	9.80 (0)	23.02 (10)	35.87 (7)	25.36 (0)	26.65 (1)	27.88 (2)	23.23 (10)	21.43 (0)	19.87 (6)
2	Jack Davis	222.93 (82)	8.51 (1)	19.00 (9)	34.11 (23)	17.42 (0)	40.71 (7)	20.48 (7)	38.88 (16)	22.37 (5)	21.45 (14)
3	Phil Souers	224.02 (67)	10.69 (2)	27.39 (26)	35.03 (10)	21.16 (1)	29.61 (1)	23.58 (0)	23.77 (5)	31.70 (21)	21.09 (1)



LA State 2010 March 13, 2010

All Shooters

	<u>Match Score</u>	<u>Stage 1</u>	<u>Stage 2</u>	<u>Stage 3</u>	<u>Stage 4</u>	<u>Stage 5</u>	<u>Stage 6</u>	<u>Stage 7</u>	<u>Stage 8</u>	<u>Stage 9</u>
SSR - Marksman										
1 Thomas Nesbit	255.07 (84)	10.01 (1)	25.48 (21)	43.90 (17)	36.10 (10)	38.62 (5)	20.65 (0)	21.37 (6)	29.33 (14)	29.61 (10)
2 Gary Carter	268.74 (118)	10.40 (0)	30.56 (25)	40.47 (23)	28.37 (6)	41.30 (12)	19.44 (5)	32.15 (11)	38.36 (21)	27.69 (15)
3 James Lenaburg	274.46 (89)	16.63 (1)	35.70 (38)	33.92 (8)	27.69 (8)	44.41 (2)	36.38 (3)	30.16 (9)	25.98 (10)	23.59 (10)
4 Tom Van Orden	358.34 (182)	15.43 (3)	42.11 (45)	67.75 (32)	29.16 (7)	46.29 (7)	35.71 (9)	49.33 (24)	36.40 (25)	36.16 (30)
SSR - Unclassified										
1 Frederick Knezevich	462.51 (160)	17.52 (1)	38.32 (31)	76.78 (31)	66.22 (7)	69.18 (6)	52.96 (18)	42.34 (22)	52.78 (22)	46.41 (22)