


Hard as HELLertown

May 28-30, 2010

All Shooters



CDP Champion: David Olhasso CDP - Master 150.31 (32)
 ESP Champion: James E McGinty ESP - Master 154.79 (58)
 SSP Champion: Joe Linskey SSP - Master 157.94 (24)
 ESR Champion: Ken Ortbach ESR - Expert 246.86 (84)
 SSR Champion: Mark Barnak SSR - Expert 253.49 (61)

High Senior: Scott A. Shalter CDP - Master 189.49 (45)
 High Lady: Cindy Bowser ESP - Sharpshooter 229.76 (68)
 High Law Enforcement: Joe Linskey SSP - Master 157.94 (24)
 High Industry: David Olhasso CDP - Master 150.31 (32)
 High Military: Laura Torres-Reyes SSP - Expert 283.70 (82)
 High Military Veteran: Karl A. Weinger ESP - Expert 236.39 (77)
 High Distinguished Senior: Peter Hoffman ESP - Master 216.49 (61)
 Most Accurate: Joe Linskey SSP - Master 157.94 (24)

Match --- Penalties ---

Score PD NT PE FN FTDR Stage 1 Stage 2 Stage 3 Stage 4 Stage 5 Stage 6 Stage 7 Stage 8 Stage 9 Stage 10

CDP - Custom Defensive Pistol

CDP - Master


DC	Shooter	Score	PD	NT	PE	FN	FTDR	Stage 1	Stage 2	Stage 3	Stage 4	Stage 5	Stage 6	Stage 7	Stage 8	Stage 9	Stage 10
	Olhasso, David	150.31	32	0	0	0	0	22.46 (7)	23.43(7)	17.37 (4)	11.84(2)	3.22(0)	18.09 (0)	20.57 (3)	11.85(2)	5.88 (0)	15.60 (7)
1	Shalter, Scott A.	189.49	45	0	0	1	0	22.43(8)	25.18 (6)	23.16 (13)	16.34 (2)	3.76 (0)	25.14 (6)	31.41 (4)	19.06 (2)	6.71 (1)	16.30 (3)

CDP - Expert

1	Stepien, John	272.21	140	1	1	3	0	38.13 (26)	44.83 (30)	45.03 (21)	16.88 (6)	4.95 (3)	41.82 (18)	24.04 (8)	20.85 (8)	8.96 (10)	26.72 (10)
2	Dwyer, Bob	279.05	78	1	0	3	0	34.62 (8)	33.65 (8)	32.45 (11)	27.39 (12)	5.83 (2)	33.35 (5)	34.57 (1)	29.41 (4)	10.16 (6)	37.62 (21)
3	Whitlock, Mark	349.84	72	1	2	0	1	61.73 (27)	45.24 (14)	20.35 (8)	22.46 (1)	5.24 (1)	99.52 (1)	42.10 (5)	30.38 (12)	7.63 (1)	15.19 (2)


CDP - Sharpshooter

1	Hopper, Tim	225.90	71	1	0	0	0	33.28 (8)	32.54 (12)	19.84 (8)	24.04 (9)	4.22 (0)	34.73 (6)	29.08 (12)	18.37 (5)	6.94 (1)	22.86 (10)
2	Jablonski, David	292.28	110	1	7	3	0	32.40 (16)	39.95 (15)	29.55 (7)	26.12 (4)	3.81 (1)	36.80 (9)	40.60 (18)	42.34 (25)	12.39 (3)	28.32 (12)
3	Evler, Allen	296.15	90	2	0	2	0	38.59 (15)	43.15 (6)	24.05 (11)	24.70 (7)	5.96 (1)	36.47 (7)	41.12 (6)	35.54 (14)	8.97 (4)	37.60 (19)
4	DiNunzio, Michael	302.61	98	1	1	2	0	41.78 (24)	36.22 (10)	27.33 (10)	26.76 (3)	5.24 (2)	35.61 (0)	28.54 (5)	35.67 (13)	6.58 (2)	58.88 (29)
5	Tiger, Roy	332.70	100	0	5	4	0	33.60 (7)	57.21 (31)	52.43 (16)	38.71 (7)	6.15 (3)	36.80 (4)	32.58 (5)	33.67 (7)	7.23 (0)	34.32 (20)
6	Burris, Roger	337.78	102	2	3	0	0	46.17 (23)	50.20 (20)	37.85 (13)	23.14 (8)	6.64 (3)	42.76 (9)	70.60 (3)	30.36 (17)	9.16 (3)	20.90 (3)
7	Smith, Allen	376.50	107	3	2	4	1	64.10 (11)	57.58 (29)	27.83 (6)	27.02 (1)	6.34 (2)	40.93 (7)	49.31 (14)	51.17 (20)	24.11 (11)	28.11 (6)



Hard as HELLertown May 28-30, 2010

All Shooters



Match --- Penalties ---
Score PD NT PE FN FTDR Stage 1 Stage 2 Stage 3 Stage 4 Stage 5 Stage 6 Stage 7 Stage 8 Stage 9 Stage 10

CDP - Marksman

1	Heston, David	316.01	86	0	0	1	0	43.43 (18)	49.95 (23)	28.93 (6)	28.06 (10)	5.29 (0)	46.73 (5)	39.94 (5)	30.79 (5)	9.62 (1)	33.27 (13)
2	Binion, Jordan J.	320.47	120	1	1	1	0	43.24 (26)	40.18 (20)	32.28 (18)	27.75 (2)	8.46 (0)	47.52 (7)	44.86 (13)	43.07 (18)	7.20 (0)	25.91 (16)
3	Scenna, Joseph S.	331.10	94	1	1	2	0	41.63 (14)	44.27 (15)	32.94 (22)	28.31 (3)	5.01 (1)	49.65 (6)	48.89 (5)	43.20 (13)	9.00 (1)	28.20 (14)
4	Jones, Paul	356.61	75	2	4	1	1	78.93 (36)	49.82 (8)	38.79 (5)	28.77 (1)	6.87 (4)	55.72 (11)	36.23 (2)	29.47 (3)	11.31 (1)	20.70 (4)
5	Reihner, John M.	364.04	104	1	3	1	0	38.88 (12)	60.12 (30)	35.33 (4)	33.56 (2)	7.99 (2)	40.76 (10)	67.63 (23)	26.96 (10)	14.49 (6)	38.32 (5)
6	Lopez Jr., Raul	376.53	110	3	4	5	0	46.91 (19)	44.53 (12)	51.65 (24)	38.44 (3)	9.02 (2)	49.12 (2)	48.15 (12)	47.64 (18)	14.25 (7)	26.82 (11)
7	DiBussolo, Michael	398.85	164	2	5	4	0	38.64 (9)	58.62 (19)	40.83 (20)	27.93 (10)	7.78 (5)	48.62 (17)	68.34 (28)	63.54 (32)	16.24 (6)	28.31 (18)
8	Diem Jr., Don	425.33	127	1	6	4	0	48.19 (19)	60.51 (21)	46.80 (17)	28.23 (2)	8.14 (1)	60.77 (2)	57.11 (17)	48.98 (26)	9.13 (0)	57.47 (22)
	Cooper, Danny A.	DQ															


ESP - Enhanced Service Pistol

ESP - Master

DC	McGinty, James E	154.79	58	0	0	0	0	26.58 (10)	28.95 (10)	13.98 (6)	12.76 (1)	3.43 (1)	17.09(4)	18.39(6)	15.61 (10)	4.93 (3)	13.07(7)
1	Pitha, Joseph	178.69	64	1	0	0	0	32.39 (19)	26.34 (10)	15.81 (8)	14.59 (4)	3.56 (0)	27.12 (8)	22.48 (4)	14.56 (5)	5.87 (2)	15.97 (4)
2	Gosselin, Greg	214.19	94	0	2	3	0	25.87 (5)	34.49 (13)	39.71 (22)	13.61 (1)	5.65 (3)	24.88 (16)	21.24 (5)	14.05 (5)	4.46(2)	30.23 (22)
3	Hoffman, Peter	216.49	61	0	0	1	0	31.46 (17)	38.19 (14)	33.45 (15)	18.38 (2)	5.43 (2)	20.34 (0)	28.15 (2)	17.64 (7)	5.09 (0)	18.36 (2)

ESP - Expert


1	Cronin, Patrick	195.25	65	0	1	1	0	29.11 (10)	43.45 (19)	18.75 (12)	15.62 (6)	4.77 (3)	24.13 (2)	22.78 (4)	16.05 (6)	5.54 (1)	15.05 (2)
2	McGinty, Joseph F.	216.70	82	0	1	1	0	35.88 (20)	29.99 (6)	22.79 (4)	30.54 (16)	5.64 (3)	27.08 (9)	26.90 (7)	13.16 (5)	6.93 (3)	17.79 (9)
3	Weinger, Karl A.	236.39	77	2	0	2	0	32.36 (7)	31.38 (12)	34.30 (24)	20.74 (4)	5.38 (2)	27.16 (12)	36.26 (6)	23.12 (6)	6.24 (1)	19.45 (3)
4	Pescatore Jr., Raymond	259.42	40	1	2	0	0	32.34 (12)	38.07 (10)	48.82 (4)	29.91 (2)	4.21 (0)	28.46 (4)	28.35 (2)	19.35 (2)	7.42 (0)	22.49 (4)
5	Davoli, Ralph M.	271.38	145	1	0	5	0	37.21 (28)	35.59 (10)	29.14 (8)	13.43 (3)	5.55 (2)	26.03 (15)	36.30 (22)	45.29 (30)	8.61 (7)	34.23 (20)
6	Greg, Jerry	281.81	110	1	1	2	0	37.13 (18)	52.40 (24)	30.69 (3)	38.36 (16)	4.91 (3)	37.28 (20)	30.62 (6)	19.95 (10)	8.28 (3)	22.19 (7)



Hard as HELLertown

May 28-30, 2010

All Shooters



Match --- Penalties ---
Score PD NT PE FN FTDR Stage 1 Stage 2 Stage 3 Stage 4 Stage 5 Stage 6 Stage 7 Stage 8 Stage 9 Stage 10

ESP - Sharpshooter

1	Santillan, Randolph F.	224.05	72	1	2	2	0	34.62 (12)	33.60 (13)	28.61 (11)	19.31 (5)	4.80 (2)	23.00 (6)	25.24 (4)	27.73 (10)	4.99 (0)	22.15 (9)
2	Bowser, Cindy	229.76	68	1	1	1	0	33.77 (19)	34.40 (11)	36.96 (8)	18.08 (5)	4.02 (0)	23.65 (9)	26.46 (1)	22.00 (8)	7.06 (2)	23.36 (5)
3	Richards, Tom	244.63	72	1	1	0	0	43.09 (20)	36.38 (9)	23.84 (4)	24.98 (9)	5.30 (0)	32.02 (7)	29.34 (7)	24.78 (6)	7.52 (5)	17.38 (5)
4	Raike, Robert	246.28	81	0	2	0	0	37.99 (20)	43.87 (14)	18.76 (8)	21.43 (3)	9.20 (0)	29.87 (3)	28.48 (3)	21.62 (7)	11.23 (9)	23.83 (14)
5	Healy, John	257.63	111	1	1	3	0	37.29 (19)	51.79 (22)	29.29 (14)	17.20 (3)	4.59 (1)	32.47 (21)	29.70 (7)	31.57 (20)	6.05 (2)	17.68 (2)
6	McDonald, Douglas	291.28	108	2	1	4	0	46.01 (18)	47.24 (25)	31.10 (10)	18.06 (1)	4.87 (2)	28.78 (7)	47.30 (17)	37.58 (19)	6.60 (0)	23.74 (9)
7	McDonald, Sam	293.09	89	1	3	2	0	37.13 (13)	47.40 (10)	23.92 (8)	20.81 (4)	7.29 (5)	32.25 (8)	45.22 (6)	25.64 (3)	16.92 (12)	36.51 (20)


ESP - Marksman

1	Leidy, Randy	278.59	90	2	2	3	0	38.70 (15)	34.64 (5)	25.25 (18)	24.55 (2)	5.71 (1)	35.98 (3)	35.26 (12)	38.61 (17)	7.13 (1)	32.76 (16)
2	Bingaman, Drew	301.69	112	1	0	3	0	48.48 (33)	35.50 (10)	19.20 (6)	22.00 (11)	5.50 (2)	36.97 (7)	47.52 (8)	29.40 (6)	10.96 (3)	46.16 (26)
3	Hendershot, George	359.16	166	1	0	7	0	46.03 (27)	52.60 (16)	35.03 (11)	31.52 (23)	5.99 (3)	35.77 (13)	68.88 (31)	21.21 (7)	17.87 (12)	44.26 (23)
4	Witt, Dean R.	366.09	103	2	1	2	0	55.47 (26)	51.13 (6)	48.38 (12)	21.35 (6)	5.92 (3)	36.31 (3)	42.00 (6)	45.33 (13)	21.41 (5)	38.79 (23)
5	Bowman, Frank	374.96	122	0	2	3	0	52.95 (17)	57.20 (15)	33.63 (17)	24.80 (6)	8.64 (5)	36.81 (4)	61.69 (20)	36.99 (20)	12.40 (2)	49.85 (16)
6	Belloff, Bob	375.25	72	1	1	2	0	50.10 (9)	73.32 (18)	56.09 (13)	22.41 (2)	18.00 (0)	38.14 (2)	36.69 (2)	25.33 (4)	8.09 (0)	47.08 (22)
7	Hannabery, Bob	378.93	103	3	3	4	0	39.78 (12)	62.69 (11)	43.06 (14)	35.92 (7)	8.48 (0)	37.92 (4)	49.27 (6)	44.58 (20)	11.07 (1)	46.16 (28)
8	Witt, Jeremy	417.36	121	3	0	6	0	40.70 (22)	46.09 (10)	56.44 (27)	40.59 (7)	6.88 (2)	50.24 (6)	55.83 (3)	39.90 (12)	8.65 (3)	72.04 (29)

SSP - Stock Service Pistol

SSP - Master


DC	Linskey, Joe	157.94	24	0	0	0	0	25.61 (6)	27.34 (6)	13.78(1)	13.19 (1)	3.88 (0)	20.47 (4)	19.37 (0)	12.74 (2)	4.54 (0)	17.02 (4)
1	London, Joel	186.67	67	0	1	0	0	35.83 (19)	28.93 (14)	16.19 (5)	16.26 (8)	4.24 (1)	23.54 (3)	22.63 (5)	16.59 (4)	6.97 (6)	15.49 (2)
2	Pollard, Bucky	189.45	70	1	0	1	0	30.73 (15)	31.91 (12)	21.83 (9)	19.39 (3)	3.49 (0)	20.28 (5)	20.24 (4)	16.28 (10)	6.66 (2)	18.64 (10)
3	Alexander, Michael	204.94	72	1	1	2	0	25.17 (7)	28.75 (7)	26.54 (14)	12.74 (2)	4.54 (1)	36.86 (18)	28.76 (10)	18.16 (9)	5.33 (0)	18.09 (4)
4	Dahmer, Brian	212.56	45	0	2	0	0	31.86 (9)	31.56 (5)	17.90 (5)	16.52 (3)	4.21 (0)	29.73 (3)	31.32 (2)	20.19 (8)	6.32 (0)	22.95 (10)
5	Jones, WT	224.12	82	1	0	1	0	32.50 (10)	29.22 (10)	22.50 (11)	14.35 (4)	3.43 (0)	21.79 (5)	28.85 (3)	41.25 (28)	7.93 (2)	22.30 (9)
6	Murphy, Corey	228.80	84	2	0	2	0	35.70 (24)	40.09 (11)	17.62 (5)	13.80 (2)	3.82 (1)	26.12 (3)	28.40 (11)	20.86 (4)	7.41 (1)	34.98 (22)



Hard as HELLertown

May 28-30, 2010

All Shooters




Match --- Penalties ---
Score PD NT PE FN FTDR Stage 1 Stage 2 Stage 3 Stage 4 Stage 5 Stage 6 Stage 7 Stage 8 Stage 9 Stage 10

SSP - Expert

1	Stuart, Christopher (A.J.)	178.72	50	0	2	0	0	25.04 (5)	34.99 (19)	15.17 (2)	12.58 (1)	3.28 (0)	24.29 (9)	25.55 (4)	16.59 (6)	5.59 (0)	15.64 (4)
2	Jacukowicz, Leonard	202.38	75	0	0	0	0	33.00 (20)	37.49 (11)	17.00 (6)	15.48 (5)	6.51 (6)	27.48 (10)	26.56 (7)	16.97 (4)	6.61 (3)	15.28 (3)
3	Murphy, Ted	216.72	40	0	1	0	0	30.76 (9)	34.81 (7)	18.76 (6)	19.15 (1)	4.05 (0)	33.54 (2)	32.10 (3)	18.44 (4)	6.92 (2)	18.19 (6)
4	Schroyer, Steve	243.12	78	2	2	1	0	41.73 (13)	45.21 (13)	24.41 (10)	20.57 (4)	4.44 (1)	25.49 (10)	27.34 (8)	25.02 (7)	9.22 (4)	19.69 (8)
5	Torres-Reyes, Laura	283.70	82	1	2	1	0	38.99 (15)	55.34 (18)	29.49 (11)	22.11 (2)	5.53 (1)	29.99 (5)	37.83 (12)	24.64 (17)	5.91 (0)	33.87 (1)
6	Wrye, Brandon	290.05	88	0	1	1	0	42.47 (25)	41.96 (19)	53.84 (7)	25.54 (6)	4.15 (0)	30.18 (5)	31.87 (8)	27.24 (10)	10.57 (2)	22.23 (6)
7	Bambu, James P.	293.24	122	2	0	1	0	48.62 (45)	58.40 (25)	26.01 (13)	27.03 (2)	5.66 (1)	30.06 (6)	35.39 (10)	24.04 (11)	7.55 (0)	30.48 (9)
8	Snead, Cecil	296.50	106	1	2	4	0	40.68 (15)	42.62 (17)	52.09 (30)	23.26 (4)	6.12 (3)	37.39 (6)	35.76 (8)	24.08 (10)	7.45 (2)	27.05 (11)

SSP - Sharpshooter


1	Haeflein, Michael W.	236.13	56	2	0	1	0	39.37 (11)	40.71 (7)	31.00 (10)	18.10 (4)	4.44 (0)	23.47 (2)	34.61 (6)	20.96 (7)	5.40 (1)	18.07 (8)
2	Ferretti, Ronald	237.51	76	2	1	0	0	34.08 (18)	38.76 (13)	20.03 (13)	16.48 (1)	4.50 (0)	27.00 (7)	35.96 (4)	33.35 (10)	8.97 (0)	18.38 (10)
3	Lenczewska, Joanna	251.30	85	0	0	0	0	37.45 (17)	43.04 (18)	20.53 (9)	17.51 (4)	4.80 (2)	29.81 (17)	52.74 (6)	16.12 (2)	9.87 (3)	19.43 (7)
4	Bingaman, Garth	264.31	127	1	1	2	0	36.10 (19)	31.91 (16)	44.44 (18)	22.55 (7)	6.35 (5)	23.65 (9)	31.18 (9)	27.06 (18)	8.18 (4)	32.89 (22)
5	Jones, Ron	293.61	101	1	0	0	0	39.42 (20)	55.77 (18)	27.91 (14)	33.67 (10)	5.28 (1)	40.55 (12)	35.25 (5)	23.65 (10)	8.13 (4)	23.98 (7)
6	Boyer, Robert T.	300.38	88	2	1	2	0	43.49 (21)	49.10 (24)	19.20 (8)	27.81 (5)	5.05 (1)	26.75 (4)	47.65 (1)	51.96 (14)	12.96 (8)	16.41 (2)
7	Koebensky, Dave M.	325.48	108	2	1	1	0	37.70 (15)	62.12 (16)	41.81 (24)	22.36 (4)	6.22 (3)	30.99 (7)	38.15 (9)	34.45 (15)	9.02 (3)	42.66 (12)
8	Dillon, Patrick	328.25	72	0	2	3	0	42.66 (8)	43.99 (7)	28.75 (4)	21.79 (0)	7.98 (4)	51.84 (11)	47.40 (6)	27.16 (4)	9.89 (5)	46.79 (23)
9	Griffin, Peter	331.72	106	4	2	1	0	49.06 (30)	58.79 (11)	46.56 (17)	29.30 (6)	4.81 (0)	33.96 (4)	43.11 (9)	29.05 (14)	8.98 (2)	28.10 (13)
	Jensen, J Dan	DNF						54.14 (42)	41.55 (13)	56.61 (24)	17.44 (4)	4.06 (1)	(0)	(0)	(0)	(0)	(0)



Hard as HELLertown

May 28-30, 2010

All Shooters



Match --- Penalties ---
Score PD NT PE FN FTDR Stage 1 Stage 2 Stage 3 Stage 4 Stage 5 Stage 6 Stage 7 Stage 8 Stage 9 Stage 10

SSP - Marksman

1 Loh, Steven Y.	301.86	94	1	3	0	0	49.14 (24)	50.06 (22)	25.53 (3)	29.08 (2)	5.48 (1)	40.42 (4)	45.95 (16)	20.57 (7)	9.00 (1)	26.63 (14)
2 Tubo, Steve	313.61	104	2	0	0	0	43.49 (28)	46.17 (15)	39.57 (7)	23.16 (2)	5.38 (2)	37.81 (10)	55.75 (24)	27.55 (10)	11.80 (3)	22.93 (3)
3 Demcher Sr, Stephen N.	330.68	118	1	2	5	0	44.65 (12)	53.91 (17)	30.49 (20)	18.70 (1)	6.14 (1)	51.74 (18)	36.75 (8)	36.99 (15)	7.89 (2)	43.42 (24)
4 Rodriguez, Art	330.88	97	3	3	2	0	48.55 (18)	44.40 (9)	37.11 (9)	27.29 (3)	5.37 (2)	38.48 (8)	54.71 (18)	35.04 (17)	14.61 (9)	25.32 (4)
5 Ruark, Rob	350.21	143	3	1	3	0	50.41 (42)	55.32 (24)	35.90 (21)	35.49 (10)	6.54 (2)	46.40 (1)	42.65 (10)	32.58 (13)	10.20 (1)	34.72 (19)
6 Miller, Tom	358.95	192	1	3	9	0	41.53 (24)	56.62 (23)	44.73 (24)	22.09 (8)	5.34 (1)	49.31 (30)	46.59 (16)	26.04 (21)	17.88 (16)	48.82 (29)
7 Terpak, Michael	375.34	158	3	1	4	0	42.75 (24)	55.51 (21)	37.27 (6)	27.17 (9)	5.08 (3)	49.43 (18)	78.33 (28)	28.72 (12)	19.54 (16)	31.54 (21)
8 Smith, Brian M.	378.27	124	1	2	3	0	49.37 (23)	54.76 (18)	48.11 (15)	23.80 (3)	6.83 (1)	42.70 (10)	56.49 (11)	34.34 (15)	14.22 (4)	47.65 (24)
9 McCreesh, Christine	389.71	157	1	2	4	0	47.48 (32)	71.25 (30)	41.24 (19)	30.75 (14)	6.71 (2)	52.47 (11)	63.31 (25)	33.58 (8)	13.09 (10)	29.83 (6)
10 Yake, Bonnie P.	468.41	184	1	3	8	0	61.03 (36)	75.30 (28)	38.80 (16)	33.75 (4)	10.54 (4)	53.71 (16)	60.03 (13)	56.30 (34)	16.41 (4)	62.54 (29)
11 Richards, Kitty	522.61	147	1	1	4	0	64.70 (23)	65.58 (32)	81.01 (18)	34.76 (6)	11.09 (1)	65.83 (17)	64.86 (12)	36.60 (7)	44.53 (22)	53.65 (9)
Foran, James K.	DNF						62.44 (29)	83.59 (7)	71.51 (17)	(0)	(0)	79.67 (9)	97.03 (20)	38.72 (18)	13.92 (10)	80.53 (16)

ESR - Enhanced Service Revolver

ESR - Expert

DC Ortbach, Ken	246.86	84	0	0	2	0	31.52 (17)	35.83 (11)	22.02 (4)	16.12 (2)	6.24 (6)	27.19 (7)	29.24 (9)	44.10 (21)	6.46 (1)	28.14 (6)
-----------------	---------------	----	---	---	---	---	------------	------------	-----------	-----------	----------	-----------	-----------	------------	----------	-----------

ESR - Sharpshooter

1 Olewine, Tom	331.94	136	1	1	5	0	39.52 (25)	46.97 (20)	47.15 (22)	19.25 (2)	6.17 (2)	38.42 (11)	48.74 (12)	34.93 (17)	13.26 (10)	37.53 (15)
----------------	---------------	-----	---	---	---	---	------------	------------	------------	-----------	----------	------------	------------	------------	------------	------------

SSR - Stock Service Revolver

SSR - Expert


DC Barnak, Mark	253.49	61	0	1	0	0	32.33 (15)	35.12 (14)	29.49 (1)	20.11 (5)	4.07 (0)	35.96 (12)	36.17 (6)	27.38 (8)	5.57 (0)	27.29 (0)
-----------------	---------------	----	---	---	---	---	------------	------------	-----------	-----------	----------	------------	-----------	-----------	----------	-----------

SSR - Sharpshooter

1 Hosage, Stephen	300.02	80	2	0	1	0	33.26 (11)	40.42 (18)	39.75 (19)	27.96 (5)	4.60 (0)	53.13 (8)	35.43 (5)	29.52 (6)	7.76 (2)	28.19 (6)
2 Fry Sr, Gary A.	350.41	97	1	0	1	0	44.21 (12)	59.40 (24)	29.16 (9)	32.47 (6)	5.63 (2)	47.87 (15)	53.13 (15)	31.72 (8)	8.03 (3)	38.79 (3)
3 Kirkpatrick, Tim	352.25	131	1	0	4	0	38.47 (16)	46.16 (19)	38.22 (16)	24.10 (7)	6.60 (3)	36.27 (10)	58.53 (19)	51.70 (22)	9.69 (5)	42.51 (14)
4 Hosage, Paul	399.30	121	3	3	1	0	51.32 (27)	52.88 (25)	37.44 (10)	35.43 (1)	6.03 (0)	69.23 (15)	50.82 (6)	43.46 (19)	10.09 (5)	42.60 (13)


SSR - Marksman

1 Powell, Nolan	422.71	129	3	2	5	0	50.39 (17)	54.57 (24)	44.83 (6)	41.90 (8)	8.06 (2)	67.80 (14)	55.65 (42)	44.38 (13)	13.78 (1)	41.35 (2)
2 Wright, John	423.31	183	2	1	9	0	46.00 (23)	46.07 (23)	48.08 (21)	30.07 (11)	7.51 (6)	56.99 (24)	64.28 (23)	69.80 (37)	12.23 (3)	42.28 (12)



Hard as HELLertown May 28-30, 2010

All Shooters



Total Match Penalties:

Target Points Down (PD) - 8,865
Hits on Non-Threats (NT) - 110
Procedural Errors (PE) - 135
Failures to Neutralize (FN) - 199
Failures to Do Right (FTDR) - 3
Shooter Disqualifications (DQ) - 1

Key to Penalties:

PD = Target Points Down. Each point down adds 1/2 second to your score.
NT = Hit on Non Threat target. Each HNT adds 5 seconds to your score.
PE = Procedural Error. Each adds 3 seconds to your score.
FN = Failure to Neutralize (no hits in the 0 or -1 zone) Each adds 5 seconds to your score.
FTDR = Failure To Do Right - adds 20 seconds to your score.

Key to Abbreviations:

CDP = **Custom Defensive Pistol**, such as 1911. Must be .45 ACP with maximum magazine load of 8 rounds
ESP = **Enhanced Service Pistol**, single action or SA/DA such as H&K P7 or CZ-75 or Springfield XD
SSP = **Stock Service Pistol**, double action or 'Safe Action' such as Glock or SIG
ESR = **Enhanced Service Revolver**, rimmed or rimless ammo, full moon clip, power factor of 165,000
SSR = **Stock Service Revolver**, rimmed case ammo, no full moon clips
DNF = Did Not Finish **DQ** = Disqualified