



## 2010 IDPA Florida State Championship February 26-28, 2010

All Shooters




CDP Champion: Scott Penner CDP - Expert 227.25 (27)  
 ESP Champion: Shannon Smith ESP - Master 171.62 (36)  
 SSP Champion: Deon Martin SSP - Master 184.41 (16)  
 ESR Champion: Gary Cuttitta ESR - Master 195.31 (37)  
 SSR Champion: Craig Buckland SSR - Master 232.05 (19)

---

High Senior: Jose Garcia SSP - Master 200.61 (28)  
 High Lady: Katie Westgate SSP - Sharpshooter 316.09 (82)  
 High Law Enforcement: Deon Martin SSP - Master 184.41 (16)  
 High International: Juan Cheng SSP - Sharpshooter 224.42 (48)  
 High Junior: Jason Katz ESP - Marksman 240.10 (83)  
 High Military Veteran: Brad McCulloch ESP - Master 178.21 (32)  
 High Distinguished Senior: Ron Lauer ESP - Sharpshooter 252.54 (69)  
 Most Accurate: John Strayer ESP - Master 223.12 (15)

		Match	--- Penalties ---															
		Score	PD	NT	PE	FN	FTDR	Stage 1	Stage 2	Stage 3	Stage 4	Stage 5	Stage 6	Stage 7	Stage 8	Stage 9	Stage 10	Stage 11
<b>CDP - Expert</b>																		
DC	Penner, Scott	<b>227.25</b>	27	0	2	1	0	18.25 (4)	13.28 (0)	5.09 (0)	35.80 (2)	15.75 (3)	27.08 (4)	13.36 (1)	25.48 (0)	33.86 (7)	20.64 (1)	18.66 (5)
1	Elmore, Patrick	<b>227.85</b>	46	1	1	0	0	15.04 (2)	14.94 (1)	6.13 (0)	38.68 (1)	17.84 (6)	36.09 (14)	11.01 (0)	27.97 (3)	27.94 (15)	15.06 (3)	17.15 (1)
2	Briggs, Bob	<b>233.49</b>	28	1	0	0	0	15.42 (1)	16.23 (1)	7.36 (1)	37.30 (2)	18.62 (4)	32.74 (7)	13.88 (1)	24.19 (1)	31.43 (6)	17.53 (3)	18.79 (1)
3	Harmon, Gary	<b>243.54</b>	55	1	3	1	0	15.91 (3)	18.44 (6)	14.55 (0)	43.55 (13)	18.30 (3)	28.53 (6)	12.42 (2)	29.15 (3)	26.46 (11)	17.64 (4)	18.59 (4)
4	Schneider, Mark	<b>259.74</b>	87	1	2	2	0	16.90 (5)	13.51 (5)	8.74 (2)	58.99 (39)	24.57 (5)	36.97 (8)	10.71 (2)	29.04 (3)	25.76 (11)	18.67 (5)	15.88 (2)
5	Iradi, Tom	<b>275.42</b>	76	1	2	0	0	18.49 (7)	24.31 (12)	7.14 (2)	40.80 (6)	21.65 (3)	41.57 (22)	22.49 (11)	32.73 (3)	25.09 (6)	22.13 (4)	19.02 (0)
6	Young, Myrin	<b>277.45</b>	74	2	1	0	0	16.89 (6)	17.02 (9)	6.10 (0)	54.46 (8)	27.73 (10)	36.70 (14)	16.54 (7)	30.32 (2)	33.66 (7)	16.98 (3)	21.05 (8)
7	Newton, Andy	<b>283.36</b>	62	1	0	1	0	20.08 (6)	16.46 (3)	8.23 (1)	46.95 (9)	24.54 (5)	37.30 (5)	16.58 (1)	30.46 (5)	39.41 (18)	18.28 (4)	25.07 (5)
8	Coalson, Bert	<b>284.40</b>	28	0	0	0	0	21.93 (2)	21.88 (5)	6.46 (0)	37.19 (1)	20.76 (3)	29.56 (3)	15.81 (5)	30.35 (1)	59.31 (7)	21.55 (1)	19.60 (0)
	Kenneth, Jon	<b>DQ</b>																




## 2010 IDPA Florida State Championship February 26-28, 2010

All Shooters



	Match Score	--- Penalties ---					Stage 1	Stage 2	Stage 3	Stage 4	Stage 5	Stage 6	Stage 7	Stage 8	Stage 9	Stage 10	Stage 11	
		PD	NT	PE	FN	FTDR												
<b>CDP - Sharpshooter</b>																		
1	<b>Greene, Lindsay</b>	<b>265.90</b>	55	0	3	0	0	21.23 (9)	15.95 (2)	9.92 (1)	33.66 (7)	25.92 (8)	29.90 (4)	16.57 (3)	35.51 (2)	26.08 (5)	19.97 (6)	31.19 (8)
2	Lund, Rick	<b>272.27</b>	44	0	1	0	0	22.67 (12)	17.29 (4)	6.57 (2)	45.97 (1)	26.49 (4)	25.71 (4)	13.07 (0)	31.13 (3)	38.02 (2)	24.23 (5)	21.12 (7)
3	Chen-Luke, Derrick	<b>277.71</b>	40	1	0	1	0	23.94 (12)	19.78 (5)	7.90 (1)	38.55 (3)	18.83 (1)	30.71 (3)	21.29 (3)	31.28 (3)	42.12 (4)	19.37 (1)	23.94 (4)
4	Mackey, Bernard	<b>279.43</b>	50	0	0	0	0	22.37 (5)	18.69 (2)	8.60 (3)	34.47 (4)	25.81 (5)	28.81 (9)	16.17 (0)	39.14 (1)	36.92 (5)	22.21 (4)	26.24 (12)
5	Milliken, Barry	<b>300.93</b>	63	0	1	0	0	23.51 (13)	19.21 (5)	7.44 (2)	69.96 (4)	25.23 (7)	31.59 (11)	17.38 (1)	38.45 (4)	25.53 (5)	21.01 (5)	21.62 (6)
6	Bernard, Dan	<b>306.85</b>	105	0	2	0	0	21.50 (5)	17.63 (2)	7.65 (2)	49.88 (5)	28.31 (11)	54.10 (49)	17.56 (1)	33.76 (12)	38.91 (7)	17.40 (2)	20.15 (9)
7	Kaswan, Lawrence	<b>308.66</b>	31	2	2	0	0	19.40 (3)	23.26 (2)	12.42 (1)	51.54 (5)	27.58 (3)	47.42 (10)	14.50 (0)	33.02 (1)	29.45 (3)	29.71 (2)	20.36 (1)
8	Mommaerts, David	<b>316.12</b>	66	2	0	0	0	21.69 (5)	23.69 (13)	9.91 (0)	34.67 (2)	24.60 (3)	42.90 (19)	19.10 (11)	35.92 (1)	56.62 (8)	21.34 (1)	25.68 (3)
9	Blackstone, John	<b>319.97</b>	56	0	0	0	0	21.38 (7)	16.17 (1)	7.43 (1)	49.00 (9)	22.02 (4)	30.56 (4)	21.23 (14)	35.24 (3)	66.99 (7)	22.16 (2)	27.79 (4)
10	Kappel, Bob	<b>364.55</b>	58	1	2	1	0	37.85 (8)	20.20 (3)	8.74 (2)	53.29 (11)	33.39 (2)	35.32 (5)	15.69 (0)	58.59 (3)	50.24 (14)	21.38 (0)	29.86 (10)
11	Barlow, James	<b>394.39</b>	142	0	1	4	0	18.43 (8)	21.39 (0)	6.70 (4)	77.39 (24)	29.64 (9)	44.27 (30)	30.52 (29)	38.90 (8)	79.06 (9)	21.92 (6)	26.17 (15)
	Shelton, Steve	<b>DNF</b>						23.18 (12)	16.67 (6)	8.16 (0)	37.09 (2)	36.25 (9)	29.31 (10)	14.57 (1)	29.78 (6)	27.83 (13)	19.30 (4)	21.71 (6)
	Skuse, Tom	<b>DNF</b>						19.24 (2)	22.21 (9)	8.57 (1)	75.46 (11)	26.49 (4)	38.75 (15)	17.51 (3)	40.00 (5)	46.54 (5)	25.50 (8)	24.60 (2)




## 2010 IDPA Florida State Championship February 26-28, 2010

All Shooters



	Match Score	--- Penalties ---					Stage 1	Stage 2	Stage 3	Stage 4	Stage 5	Stage 6	Stage 7	Stage 8	Stage 9	Stage 10	Stage 11
		PD	NT	PE	FN	FTDR											
<b>CDP - Marksman</b>																	
1 Sahab, Sami	<b>260.25</b>	37	0	1	0	0	16.91 (4)	16.76 (10)	6.95 (0)	40.82 (2)	21.41 (4)	31.48 (3)	19.11 (0)	32.67 (1)	36.21 (9)	18.87 (1)	19.06 (3)
2 Haase, Bruce	<b>283.30</b>	30	2	3	0	0	15.63 (1)	25.01 (7)	7.25 (0)	44.74 (6)	22.28 (0)	43.42 (6)	15.89 (1)	33.67 (4)	27.71 (3)	22.50 (0)	25.20 (2)
3 Sells, Darrell	<b>296.22</b>	74	2	1	0	0	22.00 (16)	18.33 (9)	7.05 (0)	39.87 (2)	25.23 (5)	47.72 (14)	14.91 (5)	29.77 (2)	46.64 (7)	21.78 (5)	22.92 (9)
4 Gadomski, Mark	<b>305.87</b>	108	0	2	2	0	19.06 (9)	16.45 (4)	8.18 (3)	64.41 (35)	21.20 (4)	33.57 (12)	18.07 (3)	34.05 (12)	45.37 (7)	18.18 (2)	27.33 (17)
5 Phinney, Mark	<b>316.44</b>	57	4	1	0	0	18.55 (4)	19.60 (6)	10.17 (2)	51.92 (4)	30.80 (6)	38.92 (14)	15.13 (3)	37.27 (3)	38.21 (4)	22.77 (6)	33.10 (5)
6 Binion, Jordan	<b>321.59</b>	60	2	2	0	0	23.53 (9)	20.71 (7)	10.78 (1)	56.52 (4)	35.73 (4)	26.04 (4)	15.81 (0)	34.68 (0)	35.81 (12)	30.72 (4)	31.26 (15)
7 Deese, John	<b>328.63</b>	79	0	1	0	0	21.23 (7)	28.51 (14)	9.79 (3)	42.68 (7)	32.59 (4)	37.45 (14)	20.16 (2)	46.02 (13)	37.37 (8)	28.98 (5)	23.85 (2)
8 Zimmerman, Roger	<b>337.15</b>	86	1	3	0	0	30.32 (9)	15.65 (5)	7.34 (2)	56.77 (4)	20.74 (3)	43.02 (30)	20.89 (6)	36.86 (9)	39.02 (2)	31.37 (2)	35.17 (14)
9 Metz, Lou	<b>338.36</b>	82	0	1	1	0	19.99 (3)	21.23 (5)	10.28 (2)	53.81 (12)	21.66 (4)	42.77 (20)	13.14 (2)	42.61 (2)	60.20 (16)	23.68 (7)	28.99 (9)
10 Wistrand, Gary	<b>346.35</b>	56	0	1	0	0	19.03 (0)	25.59 (6)	10.51 (1)	59.84 (0)	33.02 (4)	53.71 (36)	19.06 (0)	36.94 (1)	43.48 (3)	23.76 (3)	21.41 (2)
11 Casavant, Andrew	<b>349.34</b>	59	1	0	0	0	26.94 (8)	21.03 (7)	7.58 (2)	66.51 (8)	27.37 (1)	30.59 (3)	16.19 (1)	34.29 (6)	72.39 (11)	22.91 (5)	23.54 (7)
12 Harada, Craig	<b>386.66</b>	109	0	0	3	0	27.57 (5)	20.95 (1)	11.40 (6)	65.48 (34)	35.60 (4)	49.58 (41)	24.10 (2)	54.64 (7)	29.05 (2)	42.27 (4)	26.02 (3)
13 Chesloff, Brian	<b>403.31</b>	79	3	0	1	0	33.87 (11)	25.23 (2)	9.38 (0)	60.04 (2)	38.55 (13)	49.84 (19)	17.06 (3)	46.75 (5)	71.93 (16)	24.61 (4)	26.05 (4)
14 Slade, Steve	<b>415.31</b>	80	2	2	1	0	25.97 (7)	25.04 (5)	10.90 (4)	58.80 (4)	43.25 (19)	52.98 (21)	21.86 (0)	62.92 (3)	45.62 (8)	27.20 (4)	40.77 (5)
15 Tinley, John	<b>418.39</b>	95	3	5	1	0	33.53 (7)	25.63 (6)	9.44 (3)	51.81 (11)	35.23 (9)	51.97 (15)	23.03 (10)	60.18 (5)	68.86 (17)	28.09 (1)	30.62 (11)
16 Lopez, Raul	<b>481.97</b>	108	1	2	4	0	24.13 (3)	26.04 (12)	8.02 (0)	53.24 (8)	56.72 (15)	52.19 (16)	35.43 (15)	51.37 (6)	112.18 (16)	32.90 (6)	29.75 (11)
17 Zimmerman, Debbie	<b>524.45</b>	127	2	1	2	0	32.06 (9)	29.56 (17)	11.44 (8)	81.85 (11)	35.66 (8)	75.00 (26)	34.64 (1)	48.10 (7)	102.30 (15)	35.43 (11)	38.41 (14)
Ohlrogge, Randy	<b>DNF</b>						24.77 (3)	27.22 (24)	12.91 (0)	79.33 (3)	35.69 (2)	51.85 (40)	25.97 (7)	56.46 (23)	35.83 (14)	28.82 (0)	46.51 (9)
<b>CDP - Novice</b>																	
1 Casavant, Jim	<b>331.27</b>	100	0	0	1	0	22.96 (12)	23.83 (13)	9.79 (5)	53.75 (13)	24.95 (6)	36.55 (12)	19.27 (2)	36.97 (10)	52.46 (12)	24.49 (5)	26.25 (10)
<b>ESP - Master</b>																	
DC Smith, Shannon	<b>171.62</b>	36	1	0	0	0	12.03 (6)	9.94 (0)	5.57 (0)	22.93 (8)	18.84 (2)	19.49 (8)	8.85 (0)	20.66 (1)	26.41 (4)	<b>12.54 (5)</b>	14.36 (2)
1 McCulloch, Brad	<b>178.21</b>	32	0	0	0	0	12.16 (0)	<b>9.84 (0)</b>	4.93 (1)	30.77 (7)	17.26 (7)	22.32 (6)	9.35 (0)	21.55 (2)	20.82 (2)	15.68 (6)	13.53 (1)
2 Dilworth, Keith	<b>184.32</b>	59	0	0	1	0	10.82 (4)	9.92 (3)	5.15 (1)	34.09 (16)	15.99 (6)	19.46 (6)	11.85 (0)	24.17 (10)	20.93 (1)	17.39 (9)	14.55 (3)
3 Harrington, Dave	<b>194.62</b>	44	0	0	0	0	14.83 (5)	11.10 (3)	6.27 (1)	26.01 (6)	15.34 (0)	27.29 (15)	10.26 (1)	25.79 (4)	28.13 (5)	13.55 (1)	16.05 (3)
4 Pruitt, David	<b>203.73</b>	88	0	1	0	0	13.84 (8)	11.46 (4)	<b>4.35 (2)</b>	36.97 (6)	18.26 (10)	<b>18.12 (3)</b>	14.52 (11)	27.07 (16)	24.37 (13)	17.04 (7)	17.73 (8)
5 Strayer, John	<b>223.12</b>	15	2	0	0	0	14.44 (2)	14.67 (0)	5.92 (0)	34.92 (0)	22.48 (1)	25.67 (1)	10.69 (0)	32.03 (2)	28.91 (4)	16.39 (2)	17.00 (3)




## 2010 IDPA Florida State Championship February 26-28, 2010

All Shooters



	Match Score	--- Penalties ---					Stage 1	Stage 2	Stage 3	Stage 4	Stage 5	Stage 6	Stage 7	Stage 8	Stage 9	Stage 10	Stage 11
		PD	NT	PE	FN	FTDR											
<b>ESP - Expert</b>																	
1	<b>178.59</b>	34	0	2	0	0	11.67 (3)	11.70 (7)	5.31 (2)	<b>20.10(2)</b>	16.67 (3)	21.66 (3)	10.02 (2)	24.79 (1)	22.45 (5)	17.01 (4)	17.21 (2)
2	<b>195.40</b>	38	0	0	0	0	13.73 (4)	14.47 (4)	5.21 (1)	30.73 (9)	16.13 (3)	21.17 (6)	12.47 (1)	24.41 (4)	23.57 (2)	16.46 (0)	17.05 (4)
3	<b>237.54</b>	35	0	0	0	0	14.04 (4)	13.24 (2)	6.25 (1)	33.08 (3)	17.69 (2)	24.91 (7)	11.45 (1)	26.42 (0)	51.39 (3)	18.09 (0)	20.98 (12)
4	<b>274.91</b>	52	1	1	1	0	18.02 (5)	16.78 (7)	6.94 (3)	59.71 (16)	20.64 (6)	30.17 (3)	12.22 (0)	29.28 (2)	43.83 (6)	18.96 (4)	18.36 (0)
5	<b>288.50</b>	59	2	1	1	0	16.72 (6)	14.07 (1)	10.58 (2)	35.45 (5)	18.81 (3)	37.52 (10)	16.16 (2)	30.45 (2)	61.29 (17)	21.50 (4)	25.95 (7)
6	<b>293.35</b>	76	1	3	2	0	12.59 (5)	16.91 (5)	6.43 (1)	35.16 (3)	14.65 (3)	37.88 (9)	12.94 (7)	26.00 (1)	84.76 (20)	27.11 (10)	18.92 (12)




## 2010 IDPA Florida State Championship February 26-28, 2010

All Shooters



	Match Score	--- Penalties ---					Stage 1	Stage 2	Stage 3	Stage 4	Stage 5	Stage 6	Stage 7	Stage 8	Stage 9	Stage 10	Stage 11
		PD	NT	PE	FN	FTDR											
<b>ESP - Sharpshooter</b>																	
1 Biala, Irwin	<b>232.52</b>	76	2	0	1	0	16.29 (5)	11.48 (0)	6.45 (2)	27.99 (1)	17.23 (2)	31.00 (14)	13.27 (2)	25.72 (11)	25.38 (12)	26.85 (12)	30.86 (15)
2 Norwood, John	<b>233.55</b>	41	1	1	0	0	17.79 (5)	14.98 (7)	10.72 (3)	42.45 (3)	16.11 (3)	29.30 (2)	11.88 (0)	25.87 (2)	24.38 (4)	18.49 (5)	21.58 (7)
3 Baker, Alan	<b>233.92</b>	50	2	0	0	0	15.76 (2)	15.67 (6)	7.34 (1)	37.48 (6)	19.48 (2)	33.34 (9)	13.08 (2)	31.55 (5)	24.88 (10)	16.57 (3)	18.77 (4)
4 Rodriguez, Fred	<b>234.77</b>	34	2	1	0	0	16.65 (6)	18.63 (4)	6.31 (0)	30.49 (3)	18.37 (5)	28.34 (4)	13.08 (6)	26.85 (1)	35.04 (3)	24.22 (0)	16.79 (2)
5 Sells, Michael	<b>235.35</b>	63	0	1	1	0	17.43 (2)	17.41 (3)	5.81 (0)	37.05 (8)	20.32 (10)	20.69 (5)	15.21 (7)	28.17 (3)	37.05 (17)	18.94 (6)	17.27 (2)
6 Corn, Jay	<b>240.55</b>	49	0	0	0	0	20.74 (14)	13.25 (6)	7.02 (1)	44.75 (7)	16.20 (3)	23.30 (3)	15.94 (6)	24.70 (2)	32.59 (3)	17.68 (3)	24.38 (1)
7 Jenkins, David	<b>244.44</b>	67	0	1	0	0	19.74 (5)	11.90 (2)	9.28 (3)	39.08 (7)	22.09 (7)	30.21 (21)	11.12 (2)	37.05 (5)	26.48 (6)	16.45 (5)	21.04 (4)
8 Redinger, Karl	<b>248.29</b>	50	0	0	0	0	13.98 (3)	16.94 (2)	7.84 (0)	40.76 (7)	22.74 (1)	30.76 (18)	18.03 (5)	32.67 (1)	27.13 (5)	18.25 (3)	19.19 (5)
9 Lauer, Ron	<b>252.54</b>	69	1	1	2	0	18.76 (2)	12.22 (5)	5.51 (1)	35.28 (3)	22.29 (7)	31.72 (12)	11.32 (2)	25.71 (4)	54.07 (25)	18.87 (5)	16.79 (3)
10 Fisher, Robert	<b>259.14</b>	36	0	0	0	0	18.39 (3)	19.07 (3)	8.97 (1)	44.03 (1)	20.06 (3)	23.72 (3)	14.91 (0)	31.00 (1)	38.86 (11)	15.17 (3)	24.96 (7)
11 Martin, Jim	<b>259.38</b>	76	1	3	0	0	14.39 (4)	15.29 (13)	7.48 (4)	40.50 (6)	20.18 (11)	28.56 (10)	13.66 (1)	27.75 (1)	43.48 (7)	24.24 (12)	23.85 (7)
12 Hobson, Stef	<b>262.94</b>	53	1	1	0	0	15.96 (7)	13.89 (5)	14.19 (0)	54.23 (7)	21.45 (3)	27.79 (6)	20.10 (8)	29.18 (1)	27.55 (6)	15.79 (2)	22.81 (8)
13 Schlinsog, Karl	<b>264.79</b>	43	1	2	0	0	15.43 (4)	23.78 (3)	7.42 (0)	57.81 (10)	19.53 (3)	30.11 (3)	14.36 (3)	31.99 (4)	29.97 (11)	17.50 (2)	16.89 (0)
14 Hubbard, Scotty	<b>265.69</b>	61	0	0	0	0	20.39 (9)	17.56 (8)	9.88 (6)	35.16 (2)	20.69 (4)	30.67 (11)	14.09 (5)	35.28 (2)	43.47 (6)	18.54 (3)	19.96 (5)
15 Johnson, Jeffrey	<b>265.89</b>	70	0	2	0	0	21.69 (14)	16.56 (3)	7.39 (1)	44.05 (4)	26.30 (10)	26.56 (7)	17.45 (2)	29.24 (2)	26.37 (10)	23.24 (6)	27.04 (11)
16 Kriete, John	<b>266.55</b>	50	3	1	1	0	16.19 (7)	19.69 (1)	7.40 (0)	34.70 (1)	22.36 (7)	44.51 (8)	14.17 (0)	26.36 (1)	40.78 (18)	18.75 (4)	21.64 (3)
17 Brown, Ted	<b>272.44</b>	41	1	2	1	0	17.17 (8)	13.47 (0)	11.34 (4)	41.63 (0)	26.84 (9)	31.12 (9)	14.67 (1)	40.49 (5)	34.66 (4)	18.64 (0)	22.41 (1)
18 Narine, Ricky	<b>278.39</b>	96	4	1	1	0	19.48 (14)	12.41 (2)	5.60 (0)	53.94 (22)	24.59 (7)	38.33 (18)	14.33 (3)	35.26 (10)	26.02 (3)	17.93 (6)	30.50 (11)
19 Schultz, Keith	<b>281.42</b>	48	1	0	0	0	17.74 (4)	19.26 (7)	9.22 (4)	39.49 (2)	22.21 (4)	34.40 (1)	20.77 (15)	30.97 (1)	40.80 (3)	22.88 (1)	23.68 (6)
20 Wagner, Thomas	<b>291.12</b>	59	1	2	0	0	18.25 (5)	22.86 (8)	7.96 (2)	52.57 (14)	27.32 (4)	36.40 (6)	14.72 (3)	34.56 (1)	27.96 (3)	25.15 (4)	23.37 (9)
21 Brannan, Mark	<b>298.77</b>	74	0	0	0	0	19.38 (3)	19.43 (5)	10.26 (8)	44.43 (9)	24.69 (10)	42.61 (24)	15.72 (4)	33.32 (3)	50.71 (4)	17.82 (0)	20.40 (4)
22 Chonsky, John	<b>305.43</b>	71	1	2	1	0	24.86 (12)	20.49 (4)	8.65 (0)	54.88 (13)	22.33 (4)	44.44 (23)	21.06 (4)	41.08 (4)	26.44 (7)	19.14 (0)	22.06 (0)
23 Barker, John	<b>313.63</b>	57	1	2	1	0	20.46 (7)	16.42 (2)	12.17 (2)	53.96 (21)	25.28 (3)	40.38 (8)	17.43 (1)	41.77 (2)	37.49 (7)	23.59 (1)	24.68 (3)
24 Birchenough, Fred	<b>313.73</b>	113	1	2	3	0	19.88 (13)	19.86 (10)	7.25 (3)	53.69 (26)	21.75 (7)	35.19 (19)	14.60 (1)	29.25 (5)	63.65 (13)	22.97 (6)	25.64 (10)
25 Mann, Russell	<b>331.83</b>	121	3	0	0	0	23.65 (12)	22.10 (8)	10.34 (7)	45.43 (8)	31.32 (14)	49.71 (32)	18.79 (7)	43.90 (4)	35.53 (12)	23.36 (7)	27.70 (10)
26 Rickey, Marc	<b>345.17</b>	116	2	1	5	0	21.61 (11)	16.72 (7)	6.62 (3)	50.11 (20)	20.97 (5)	36.66 (10)	13.07 (5)	24.20 (3)	101.30 (32)	22.18 (10)	31.73 (10)
27 Morris, Robert	<b>371.25</b>	44	0	0	0	0	29.09 (5)	30.06 (8)	8.78 (1)	76.60 (1)	37.41 (5)	37.06 (9)	22.52 (6)	45.46 (3)	35.48 (6)	25.96 (0)	22.83 (0)
Bell Jr., Jimmy	<b>DQ</b>																




## 2010 IDPA Florida State Championship February 26-28, 2010

All Shooters



	Match Score	--- Penalties ---					Stage 1	Stage 2	Stage 3	Stage 4	Stage 5	Stage 6	Stage 7	Stage 8	Stage 9	Stage 10	Stage 11	
		PD	NT	PE	FN	FTDR												
<b>ESP - Marksman</b>																		
1	Katz, Jason	<b>240.10</b>	83	3	2	1	0	16.47 (9)	14.38 (11)	7.52 (6)	43.53 (16)	15.31 (1)	29.87 (2)	10.91 (3)	34.95 (17)	24.07 (6)	23.58 (3)	19.51 (9)
2	Goede, Mark	<b>242.76</b>	47	0	1	0	0	19.02 (11)	16.17 (7)	7.09 (2)	28.62 (2)	25.73 (1)	27.45 (8)	14.81 (3)	31.84 (3)	34.76 (4)	17.90 (6)	19.37 (0)
3	Walker, Brad	<b>248.80</b>	43	0	1	1	0	18.11 (4)	11.79 (4)	6.89 (2)	35.04 (1)	27.87 (11)	30.00 (2)	11.40 (1)	28.78 (2)	31.64 (5)	22.67 (3)	24.61 (8)
4	Brickner, Peter	<b>252.51</b>	60	0	2	0	0	14.67 (3)	23.02 (9)	6.55 (1)	35.73 (4)	17.47 (5)	36.80 (17)	14.85 (4)	33.59 (2)	25.79 (7)	18.60 (4)	25.44 (4)
5	Crocker, Chris	<b>259.68</b>	53	1	2	1	0	17.21 (6)	16.06 (4)	8.11 (1)	39.37 (5)	22.21 (2)	35.56 (6)	17.47 (1)	31.60 (8)	33.31 (9)	19.86 (3)	18.92 (8)
6	CronkHITE, Van	<b>286.10</b>	59	2	2	1	0	17.90 (5)	19.23 (5)	8.58 (2)	43.92 (5)	19.43 (3)	35.77 (1)	17.52 (8)	28.49 (2)	49.41 (10)	23.18 (7)	22.67 (11)
7	Suszek, Gary	<b>289.42</b>	58	1	1	1	0	18.09 (1)	17.87 (2)	8.76 (1)	38.31 (1)	25.13 (3)	36.99 (19)	16.88 (1)	35.04 (1)	39.68 (19)	22.41 (3)	30.26 (7)
8	Martinez, Ramon	<b>296.24</b>	93	1	4	1	0	16.76 (8)	19.81 (3)	10.64 (3)	43.37 (15)	32.79 (7)	29.54 (20)	20.46 (2)	37.54 (5)	25.86 (8)	30.38 (11)	29.09 (11)
9	Ferguson, Oren	<b>297.23</b>	65	1	1	0	0	20.12 (10)	18.63 (3)	8.36 (0)	46.64 (8)	17.80 (2)	36.29 (14)	21.38 (5)	36.45 (4)	48.31 (14)	20.21 (4)	23.04 (1)
10	Lutsi, David	<b>300.97</b>	105	1	0	3	0	18.96 (12)	15.68 (11)	5.60 (2)	58.84 (26)	30.49 (10)	30.36 (13)	16.89 (3)	33.09 (6)	49.07 (14)	20.17 (6)	21.82 (2)
11	Williams, Michael	<b>302.91</b>	47	1	1	1	0	22.33 (4)	27.78 (22)	8.36 (1)	42.44 (4)	31.24 (3)	31.10 (4)	16.60 (0)	43.36 (2)	31.73 (2)	25.99 (2)	21.98 (3)
12	Ramsey, Wayne	<b>305.11</b>	52	2	0	0	0	19.95 (4)	18.91 (11)	9.95 (2)	45.61 (4)	25.19 (6)	29.39 (1)	14.31 (3)	42.06 (2)	40.71 (9)	34.63 (8)	24.40 (2)
13	Wakefield, Don	<b>309.52</b>	52	1	1	0	0	26.54 (13)	17.73 (3)	10.54 (1)	46.42 (7)	29.31 (5)	38.06 (4)	16.91 (2)	38.49 (1)	37.05 (8)	25.02 (4)	23.45 (4)
14	Lausen, Ed	<b>321.06</b>	35	2	2	0	0	18.39 (4)	15.30 (4)	7.47 (0)	67.93 (5)	22.75 (2)	38.63 (7)	35.30 (0)	36.93 (2)	35.57 (4)	21.90 (6)	20.89 (1)
15	Natera, Jose	<b>340.81</b>	62	1	2	0	0	19.42 (4)	25.44 (8)	9.97 (2)	37.58 (4)	25.62 (1)	48.74 (31)	22.09 (1)	56.62 (4)	38.99 (2)	33.10 (3)	23.24 (2)
16	McAllister, Larry	<b>365.47</b>	85	0	3	1	0	22.14 (1)	21.35 (3)	12.18 (0)	62.12 (17)	29.20 (4)	40.76 (36)	23.41 (3)	47.73 (1)	41.57 (11)	37.43 (7)	27.58 (2)
17	Rionda, Alex	<b>367.18</b>	111	1	2	2	0	22.62 (4)	36.74 (28)	9.07 (2)	60.61 (3)	44.01 (11)	41.87 (38)	23.61 (8)	43.16 (6)	30.83 (8)	27.83 (1)	26.83 (2)
18	Buckland, Kimberly	<b>372.22</b>	68	0	1	0	0	21.40 (1)	21.80 (2)	11.89 (1)	49.51 (2)	31.84 (5)	51.01 (47)	20.97 (1)	54.76 (4)	38.62 (3)	31.35 (0)	39.07 (2)
19	Gillespie, Bruce	<b>376.32</b>	106	2	1	2	0	18.46 (2)	26.11 (13)	11.99 (1)	58.74 (8)	26.67 (3)	53.32 (26)	21.29 (13)	39.95 (7)	69.69 (17)	24.12 (2)	25.98 (14)
20	Walker, Tero	<b>384.94</b>	22	0	2	0	0	22.06 (0)	23.40 (2)	11.13 (3)	70.65 (1)	31.74 (1)	41.72 (6)	18.08 (1)	56.96 (1)	47.31 (4)	34.18 (2)	27.71 (1)
21	Bell Sr., Jimmy	<b>386.22</b>	103	2	4	0	0	22.12 (6)	21.10 (14)	11.53 (7)	56.38 (16)	36.48 (6)	51.62 (17)	23.37 (9)	49.48 (2)	48.85 (7)	34.64 (14)	30.65 (5)
22	Pepin, Gail	<b>389.29</b>	76	2	2	0	0	25.35 (8)	22.67 (3)	11.46 (2)	77.58 (3)	30.67 (2)	56.10 (33)	20.06 (1)	52.17 (3)	38.64 (15)	27.24 (3)	27.35 (3)
23	Cook, George	<b>390.71</b>	61	2	1	1	0	24.06 (2)	30.90 (11)	10.30 (1)	83.25 (5)	22.97 (6)	41.24 (5)	18.27 (3)	47.30 (3)	59.73 (15)	21.70 (2)	30.99 (8)
24	Frankfort, Jono	<b>398.70</b>	54	1	2	1	0	27.11 (8)	18.93 (1)	11.73 (0)	98.32 (16)	33.28 (0)	36.24 (14)	27.20 (5)	41.42 (0)	44.05 (3)	28.65 (0)	31.77 (7)
25	Wilson, Roger	<b>460.75</b>	181	0	3	5	0	25.96 (13)	43.59 (18)	8.28 (0)	69.06 (22)	42.97 (10)	61.36 (64)	19.48 (2)	64.34 (26)	52.51 (10)	41.45 (8)	31.75 (8)
26	Schultz, Judy	<b>463.14</b>	105	1	1	2	0	29.84 (4)	24.37 (4)	12.94 (2)	87.74 (16)	41.20 (4)	54.30 (28)	25.47 (8)	56.55 (14)	65.99 (13)	28.88 (2)	35.86 (10)
27	Keaton, Lynn	<b>505.29</b>	141	1	3	3	0	28.87 (3)	28.63 (1)	23.05 (2)	96.51 (18)	53.83 (17)	67.95 (60)	23.48 (2)	47.42 (0)	62.62 (24)	29.03 (3)	43.90 (11)
	Colon, Lisbeth	<b>DNF</b>						31.23 (13)	28.11 (7)	18.86 (8)	82.07 (4)	40.51 (6)	50.51 (30)	24.84 (6)	52.94 (4)	46.17 (12)	31.26 (5)	49.51 (22)




## 2010 IDPA Florida State Championship February 26-28, 2010

All Shooters



	Match Score	--- Penalties ---					Stage 1	Stage 2	Stage 3	Stage 4	Stage 5	Stage 6	Stage 7	Stage 8	Stage 9	Stage 10	Stage 11
		PD	NT	PE	FN	FTDR											
<b>ESP - Novice</b>																	
1 Ruiz, Ralph	<b>369.47</b>	116	2	4	4	0	16.53 (6)	27.80 (17)	10.64 (4)	62.98 (17)	33.59 (8)	40.05 (12)	20.56 (6)	51.72 (12)	46.73 (20)	33.98 (7)	24.89 (7)
2 Collier, James	<b>387.00</b>	78	0	0	1	0	21.94 (2)	26.99 (5)	10.43 (0)	61.22 (15)	40.94 (6)	47.30 (34)	22.94 (7)	54.38 (2)	38.40 (2)	31.23 (3)	31.23 (2)
3 Sanders, Dwight A.	<b>420.63</b>	84	2	4	0	0	28.93 (15)	27.27 (16)	19.41 (1)	76.49 (8)	46.22 (7)	32.46 (19)	37.37 (0)	40.60 (2)	43.03 (3)	23.83 (0)	45.02 (13)
4 Zimmerman, Alexander	<b>439.97</b>	115	3	2	3	0	29.48 (2)	34.10 (9)	17.90 (6)	75.91 (25)	36.43 (6)	49.58 (24)	20.68 (2)	60.12 (12)	52.53 (8)	28.83 (4)	34.41 (17)
5 Buffkin, W A Tony	<b>471.87</b>	79	2	7	1	0	41.18 (3)	36.08 (3)	10.02 (1)	73.37 (32)	43.64 (5)	54.24 (9)	29.24 (0)	65.36 (1)	36.47 (8)	40.10 (0)	42.17 (17)
6 White, Eli E.	<b>502.10</b>	173	0	4	4	0	33.48 (7)	30.65 (17)	13.50 (5)	103.43 (47)	41.76 (13)	49.09 (38)	30.75 (1)	63.08 (7)	56.68 (11)	35.97 (5)	43.71 (22)
7 Larrison, Karen	<b>559.01</b>	212	2	3	4	0	38.48 (21)	30.91 (14)	14.84 (4)	91.38 (30)	28.14 (8)	84.62 (77)	23.79 (0)	47.96 (19)	115.91 (22)	34.95 (3)	48.03 (14)
<b>SSP - Master</b>																	
DC Martin, Deon	<b>184.41</b>	16	0	1	1	0	11.57 (1)	11.27 (1)	6.81 (1)	24.54 (1)	<b>12.06(0)</b>	23.10 (1)	11.28 (0)	23.88 (2)	26.68 (7)	16.13 (1)	17.09 (1)
1 Brose, Greg	<b>188.86</b>	48	1	0	0	0	12.54 (3)	13.00 (7)	5.74 (1)	33.14 (11)	16.93 (2)	24.64 (2)	8.99 (0)	<b>18.77(1)</b>	<b>18.33(3)</b>	17.44 (9)	19.34 (9)
2 Clifton, Danny	<b>194.75</b>	35	1	1	0	0	12.66 (6)	10.85 (1)	5.11 (0)	33.51 (1)	16.13 (5)	24.57 (2)	<b>8.55(1)</b>	26.95 (1)	27.01 (7)	13.28 (4)	16.13 (7)
3 Zavalla, Andrew	<b>200.32</b>	50	1	1	1	0	<b>10.01(2)</b>	24.78 (17)	5.62 (1)	29.00 (1)	14.45 (2)	19.67 (3)	8.75 (1)	21.99 (1)	25.64 (4)	16.38 (5)	24.03 (13)
4 Garcia, Jose	<b>200.61</b>	28	0	0	0	0	13.85 (0)	16.63 (7)	6.68 (2)	33.80 (8)	14.30 (1)	23.37 (1)	11.29 (0)	28.10 (0)	22.63 (4)	13.25 (0)	16.71 (5)
5 Calcut, Jack	<b>214.64</b>	55	0	1	0	0	11.24 (1)	22.00 (11)	5.92 (1)	28.93 (6)	17.50 (3)	26.51 (2)	11.01 (1)	25.00 (2)	30.07 (10)	15.87 (4)	20.59 (14)
6 Sager, Steve	<b>253.44</b>	47	0	1	0	0	17.11 (6)	20.94 (1)	7.04 (1)	38.61 (5)	20.60 (7)	31.62 (7)	16.42 (10)	32.97 (0)	27.23 (7)	19.72 (0)	21.18 (3)
7 Quintillio, Joe	<b>273.84</b>	70	1	2	3	0	16.34 (12)	16.54 (5)	5.95 (2)	38.48 (11)	53.69 (0)	26.38 (5)	13.03 (1)	46.04 (25)	29.94 (5)	14.35 (3)	<b>13.10(1)</b>




## 2010 IDPA Florida State Championship February 26-28, 2010

All Shooters



	Match Score	--- Penalties ---					Stage 1	Stage 2	Stage 3	Stage 4	Stage 5	Stage 6	Stage 7	Stage 8	Stage 9	Stage 10	Stage 11	
		PD	NT	PE	FN	FTDR												
<b>SSP - Expert</b>																		
1	Dandreamatteo, Toni	<b>195.16</b>	41	1	1	0	0	13.34 (6)	13.21 (6)	5.57 (0)	30.41 (4)	21.45 (3)	20.14 (3)	11.59 (5)	24.54 (4)	23.24 (4)	14.83 (4)	16.84 (2)
2	Noyes, Scott	<b>204.41</b>	56	1	0	0	0	16.92 (6)	15.61 (8)	5.89 (1)	28.06 (3)	15.64 (4)	27.14 (8)	11.13 (1)	21.62 (1)	26.85 (14)	16.59 (6)	18.96 (4)
3	Kennedy, Daniel	<b>211.52</b>	38	0	2	1	0	12.70 (5)	14.10 (0)	5.03 (0)	39.38 (4)	31.00 (14)	18.12 (4)	10.82 (1)	22.84 (1)	22.83 (1)	18.36 (5)	16.34 (3)
4	Wylie, Sandy	<b>217.10</b>	51	1	1	0	0	12.77 (5)	12.80 (1)	7.16 (2)	28.51 (1)	14.62 (2)	30.11 (14)	10.99 (1)	25.74 (3)	30.02 (8)	23.47 (3)	20.91 (11)
5	Kabeller, George	<b>218.67</b>	48	0	1	0	0	12.21 (2)	11.70 (0)	7.20 (1)	28.69 (2)	19.09 (2)	37.29 (26)	11.29 (1)	29.38 (6)	26.96 (2)	18.68 (5)	16.18 (1)
6	Zanotti, Ricardo	<b>227.21</b>	38	1	0	0	0	13.17 (2)	11.47 (3)	8.04 (2)	28.19 (1)	16.27 (2)	22.43 (5)	14.68 (3)	25.55 (1)	44.69 (6)	17.37 (5)	25.35 (8)
7	Jimenea, Ben	<b>229.83</b>	71	0	0	0	0	15.21 (3)	14.85 (7)	5.87 (0)	39.94 (6)	18.31 (2)	28.45 (20)	14.87 (2)	31.52 (8)	22.58 (7)	18.39 (6)	19.84 (10)
8	Franco Jr., Emilio	<b>230.71</b>	32	0	1	0	0	15.01 (1)	13.27 (1)	6.45 (1)	38.59 (0)	19.12 (2)	23.92 (10)	12.41 (0)	32.25 (8)	31.22 (5)	19.78 (0)	18.69 (4)
9	Ross, Mike	<b>231.36</b>	31	0	1	0	0	13.42 (0)	10.68 (2)	5.49 (0)	30.41 (1)	19.74 (2)	30.51 (10)	11.84 (1)	27.06 (5)	48.77 (5)	15.35 (3)	18.09 (2)
10	Blazek, David	<b>237.40</b>	35	0	0	0	0	15.54 (5)	16.23 (9)	7.03 (2)	31.36 (2)	21.35 (3)	21.31 (1)	10.47 (2)	32.16 (2)	45.18 (7)	18.60 (0)	18.17 (2)
11	Zawacki, Joseph	<b>240.04</b>	26	2	1	0	0	13.53 (1)	13.63 (2)	11.61 (0)	32.62 (1)	21.79 (1)	27.97 (3)	14.30 (2)	29.69 (3)	34.49 (6)	19.42 (4)	20.99 (3)
12	Groe, Gerry	<b>240.61</b>	65	0	2	0	0	16.98 (7)	12.87 (1)	6.00 (0)	32.84 (16)	24.59 (6)	28.09 (4)	14.92 (2)	26.71 (3)	34.54 (9)	20.14 (10)	22.93 (7)
13	Schwenk, Steven	<b>243.97</b>	39	0	0	0	0	15.59 (4)	19.72 (4)	7.69 (1)	31.68 (0)	21.45 (5)	27.49 (10)	13.93 (0)	30.88 (2)	34.32 (5)	21.14 (6)	20.08 (2)
14	Higdon, Nathan	<b>244.80</b>	61	0	1	0	0	14.16 (2)	15.56 (6)	5.37 (0)	34.80 (3)	16.19 (3)	28.60 (15)	12.60 (6)	27.71 (5)	42.17 (5)	17.16 (6)	30.48 (10)
15	Williamson, Scott	<b>251.31</b>	81	3	2	1	0	13.46 (4)	14.70 (10)	11.69 (1)	53.22 (21)	20.22 (5)	30.82 (12)	16.94 (9)	28.98 (3)	22.31 (3)	17.56 (4)	21.41 (9)
16	Heyward, Grattan	<b>255.69</b>	77	1	0	2	0	17.34 (3)	15.11 (3)	7.58 (4)	32.37 (8)	22.95 (10)	28.99 (10)	12.31 (1)	27.72 (2)	47.95 (20)	17.96 (6)	25.41 (10)
17	Clark, Jim	<b>257.77</b>	79	2	2	0	0	13.82 (4)	16.47 (6)	6.91 (2)	37.17 (2)	28.67 (5)	37.36 (32)	17.15 (8)	27.26 (1)	38.96 (11)	17.18 (3)	16.82 (5)
18	Hoelscher, Charles	<b>263.14</b>	58	1	2	0	0	15.15 (3)	15.64 (7)	8.36 (2)	54.54 (15)	22.89 (2)	27.93 (6)	15.99 (5)	30.61 (4)	29.09 (4)	22.61 (6)	20.33 (4)
19	Bonham, Johnathan	<b>271.50</b>	81	0	1	0	0	17.55 (14)	13.55 (0)	6.26 (2)	36.58 (5)	19.71 (5)	33.12 (44)	16.27 (0)	43.01 (1)	47.58 (4)	18.42 (4)	19.45 (2)
20	Dawson, Jeffrey	<b>272.49</b>	53	1	1	1	0	19.22 (3)	28.05 (22)	7.78 (0)	43.46 (1)	20.39 (0)	28.47 (2)	15.71 (6)	35.60 (8)	28.33 (8)	25.93 (0)	19.55 (3)
21	Alexander, Dave	<b>277.97</b>	65	0	1	1	0	28.11 (4)	21.86 (7)	5.09 (0)	21.49 (5)	22.80 (2)	26.05 (9)	26.03 (21)	26.75 (3)	57.17 (4)	19.63 (2)	22.99 (8)
22	Hudson, Robbin	<b>279.30</b>	42	0	1	1	0	16.01 (4)	16.71 (2)	7.52 (2)	50.80 (5)	21.22 (2)	28.49 (10)	15.87 (0)	35.56 (2)	40.88 (10)	24.88 (5)	21.36 (0)
23	Biddle, Lance	<b>300.62</b>	64	0	1	1	0	20.82 (2)	27.37 (17)	7.23 (1)	45.71 (3)	25.59 (7)	34.28 (19)	16.96 (2)	37.89 (2)	45.80 (9)	18.23 (1)	20.74 (1)
	McBride, Brad	<b>DQ</b>																



## 2010 IDPA Florida State Championship February 26-28, 2010

All Shooters



	Match Score	--- Penalties ---					Stage 1	Stage 2	Stage 3	Stage 4	Stage 5	Stage 6	Stage 7	Stage 8	Stage 9	Stage 10	Stage 11
		PD	NT	PE	FN	FTDR											
<b>SSP - Sharpshooter</b>																	
1	<b>210.34</b>	36	1	1	0	0	13.73 (1)	15.56 (6)	6.04 (2)	24.94 (3)	17.31 (2)	28.13 (6)	10.96 (1)	28.36 (2)	22.04 (6)	21.75 (0)	21.52 (7)
2	<b>210.81</b>	38	1	0	0	0	12.99 (0)	16.93 (13)	5.86 (2)	39.74 (1)	14.38 (0)	33.66 (11)	10.07 (0)	24.02 (0)	21.83 (5)	13.10 (1)	18.23 (5)
3	<b>224.42</b>	48	1	1	0	0	15.41 (7)	13.09 (0)	5.80 (0)	38.85 (4)	18.47 (1)	31.43 (14)	13.68 (4)	22.45 (1)	31.79 (10)	16.95 (5)	16.50 (2)
4	<b>225.43</b>	37	1	3	0	0	15.75 (5)	12.62 (2)	11.17 (3)	26.99 (3)	25.31 (12)	30.75 (1)	15.80 (2)	30.43 (0)	20.11 (6)	20.21 (1)	16.29 (2)
5	<b>228.83</b>	36	0	0	1	0	15.39 (0)	16.73 (4)	8.28 (0)	27.75 (0)	25.60 (6)	26.18 (8)	11.97 (1)	29.44 (5)	26.57 (6)	19.46 (2)	21.46 (4)
6	<b>232.16</b>	37	1	1	0	0	17.31 (5)	14.95 (2)	7.68 (1)	32.96 (2)	27.68 (3)	24.10 (6)	12.95 (1)	31.56 (4)	25.66 (6)	17.41 (4)	19.90 (3)
7	<b>232.30</b>	67	0	0	1	0	15.48 (8)	12.77 (5)	5.46 (0)	33.85 (11)	20.10 (6)	28.76 (11)	14.10 (2)	30.33 (5)	31.09 (10)	18.22 (3)	22.14 (6)
8	<b>244.17</b>	57	2	1	1	0	16.46 (9)	10.61 (3)	5.01 (0)	54.05 (16)	17.11 (2)	29.78 (3)	10.69 (1)	24.57 (1)	34.68 (12)	19.07 (2)	22.14 (8)
9	<b>259.70</b>	37	0	1	1	0	16.53 (3)	15.94 (7)	6.95 (0)	46.99 (4)	20.51 (3)	29.20 (7)	14.78 (0)	35.09 (2)	34.56 (8)	19.70 (2)	19.45 (1)
10	<b>264.94</b>	47	1	1	0	0	15.04 (5)	19.84 (1)	8.74 (1)	31.50 (4)	21.06 (6)	33.21 (6)	14.45 (4)	30.52 (2)	48.30 (9)	17.02 (1)	25.26 (8)
11	<b>268.34</b>	43	0	2	1	0	18.50 (5)	18.88 (7)	6.82 (0)	34.85 (1)	24.89 (7)	23.19 (4)	17.97 (1)	35.68 (1)	39.99 (10)	20.45 (2)	27.12 (5)
12	<b>268.48</b>	50	1	2	1	0	24.99 (11)	13.84 (1)	8.69 (2)	42.06 (3)	19.73 (5)	33.62 (14)	15.08 (2)	31.70 (1)	33.04 (6)	22.04 (3)	23.69 (2)
13	<b>269.61</b>	90	0	0	0	0	18.03 (7)	18.84 (11)	7.29 (1)	34.22 (8)	20.15 (8)	31.05 (17)	19.40 (11)	30.64 (2)	44.00 (6)	21.11 (8)	24.88 (11)
14	<b>271.63</b>	65	0	2	0	0	17.70 (2)	22.85 (17)	8.15 (2)	54.00 (4)	19.72 (4)	28.69 (7)	16.93 (5)	33.38 (10)	24.93 (6)	17.70 (3)	27.58 (5)
15	<b>276.72</b>	44	0	2	0	0	17.12 (1)	22.66 (6)	11.32 (0)	45.35 (3)	21.32 (7)	28.50 (14)	16.63 (5)	34.35 (2)	33.23 (5)	22.60 (1)	23.64 (0)
16	<b>277.62</b>	41	1	1	0	0	19.12 (2)	16.69 (6)	7.75 (0)	41.83 (1)	24.26 (2)	37.14 (10)	15.74 (2)	35.95 (0)	32.18 (2)	18.64 (2)	28.32 (14)
17	<b>279.78</b>	78	0	0	1	0	14.39 (3)	19.04 (5)	8.02 (3)	38.05 (11)	27.62 (6)	30.89 (9)	13.25 (2)	32.01 (5)	41.74 (3)	24.18 (10)	30.59 (21)
18	<b>280.73</b>	55	2	0	0	0	17.59 (5)	14.32 (1)	8.36 (2)	39.75 (5)	18.76 (5)	38.81 (16)	14.44 (3)	29.03 (1)	55.03 (8)	20.17 (0)	24.47 (9)
19	<b>280.84</b>	67	1	1	0	0	17.76 (8)	13.20 (2)	6.86 (1)	50.28 (12)	23.83 (4)	32.08 (14)	12.70 (1)	32.41 (5)	47.24 (13)	20.94 (4)	23.54 (3)
20	<b>281.44</b>	43	0	1	0	0	16.38 (2)	17.85 (3)	8.23 (1)	28.44 (2)	21.19 (6)	28.56 (5)	13.94 (1)	41.44 (5)	56.54 (5)	24.81 (6)	24.06 (7)
21	<b>281.71</b>	79	1	1	0	0	15.91 (6)	21.59 (15)	7.40 (1)	45.30 (8)	23.47 (6)	22.04 (5)	17.39 (2)	35.56 (2)	44.76 (19)	16.43 (3)	31.86 (12)
22	<b>282.25</b>	41	0	2	1	0	15.09 (1)	20.18 (14)	10.24 (1)	42.03 (1)	25.99 (4)	23.69 (3)	14.04 (0)	35.20 (5)	52.40 (9)	23.87 (2)	19.52 (1)
23	<b>284.45</b>	65	1	1	1	0	15.91 (5)	14.14 (5)	6.90 (1)	39.72 (4)	21.71 (6)	41.42 (17)	16.82 (2)	31.16 (4)	50.94 (10)	19.16 (5)	26.57 (6)
24	<b>287.12</b>	56	0	1	0	0	16.28 (3)	16.84 (2)	8.85 (0)	40.42 (1)	26.13 (4)	32.94 (15)	17.94 (4)	42.13 (2)	37.26 (11)	22.98 (5)	25.35 (9)
25	<b>287.93</b>	63	2	3	1	0	17.90 (2)	26.65 (18)	10.72 (0)	41.94 (11)	28.70 (0)	32.90 (16)	12.86 (1)	32.34 (2)	28.19 (4)	18.44 (0)	37.29 (9)
26	<b>291.09</b>	69	2	0	1	0	22.64 (10)	14.90 (2)	8.08 (3)	57.74 (21)	24.86 (5)	43.23 (10)	15.15 (3)	31.57 (4)	29.06 (6)	21.19 (2)	22.67 (3)
27	<b>300.81</b>	77	2	0	1	0	18.51 (4)	22.99 (14)	12.53 (1)	46.52 (8)	26.68 (5)	40.61 (14)	17.93 (13)	38.59 (3)	34.10 (12)	20.64 (1)	21.71 (2)
28	<b>301.79</b>	53	1	2	1	0	17.25 (3)	16.52 (4)	9.06 (1)	42.72 (2)	24.58 (5)	33.33 (11)	23.21 (0)	37.92 (6)	44.96 (11)	25.86 (0)	26.38 (10)
29	<b>302.66</b>	34	1	2	0	0	20.71 (9)	16.55 (3)	11.67 (0)	47.10 (0)	29.63 (2)	32.07 (9)	18.80 (0)	40.43 (3)	35.09 (1)	23.63 (3)	26.98 (4)
30	<b>304.09</b>	84	0	2	4	0	18.18 (4)	21.26 (2)	8.15 (0)	71.13 (33)	27.17 (5)	30.29 (6)	13.95 (4)	36.71 (7)	30.94 (6)	21.15 (3)	25.16 (14)
31	<b>307.80</b>	48	1	0	1	0	21.59 (2)	17.94 (3)	9.75 (1)	40.70 (3)	23.40 (3)	39.10 (9)	29.87 (1)	34.52 (1)	41.92 (15)	22.44 (2)	26.57 (8)

Numbers in parenthesis are target points down

**Bold** indicates stage winners

DC is Division Champion




## 2010 IDPA Florida State Championship February 26-28, 2010

All Shooters



	Match Score	--- Penalties ---					Stage 1	Stage 2	Stage 3	Stage 4	Stage 5	Stage 6	Stage 7	Stage 8	Stage 9	Stage 10	Stage 11
		PD	NT	PE	FN	FTDR											
32 Escalona, Tony	<b>311.02</b>	97	1	0	2	0	16.74 (5)	16.20 (2)	5.64 (1)	53.69 (22)	27.97 (6)	29.53 (17)	20.12 (19)	33.79 (9)	65.65 (12)	20.84 (1)	20.85 (3)
33 Westgate, Katie	<b>316.09</b>	82	0	0	1	0	23.22 (8)	20.70 (11)	10.08 (3)	49.08 (4)	30.55 (4)	38.68 (22)	18.77 (4)	47.70 (8)	27.32 (5)	24.59 (7)	25.40 (6)
34 Brothers, Chuck	<b>321.58</b>	84	1	4	3	0	22.83 (10)	14.18 (0)	8.57 (3)	48.04 (15)	46.57 (14)	37.13 (5)	18.10 (8)	43.80 (6)	34.63 (10)	23.10 (1)	24.63 (12)
35 Calhoun, John	<b>334.60</b>	83	0	0	1	0	19.01 (5)	21.45 (8)	8.43 (1)	83.18 (26)	30.09 (5)	33.89 (10)	17.79 (1)	39.36 (4)	29.84 (2)	24.80 (10)	26.76 (11)
36 Gersten, Seth	<b>340.42</b>	54	3	1	0	0	20.72 (8)	23.19 (10)	11.96 (0)	54.30 (1)	29.99 (1)	44.66 (12)	17.50 (2)	45.33 (0)	42.52 (10)	26.24 (3)	24.01 (7)
37 Cutler, Michael	<b>351.37</b>	85	2	0	3	0	19.83 (8)	21.05 (5)	9.82 (0)	68.69 (20)	27.91 (4)	40.52 (9)	15.47 (0)	44.92 (12)	45.54 (11)	33.48 (12)	24.14 (4)
38 Grubb, John	<b>359.54</b>	83	2	0	1	0	19.17 (3)	25.48 (11)	12.15 (0)	45.12 (4)	25.58 (2)	50.10 (33)	17.90 (2)	38.45 (5)	69.20 (12)	32.91 (2)	23.48 (9)
39 Wylie, Al	<b>388.93</b>	106	0	0	2	0	24.72 (8)	22.79 (12)	7.17 (1)	39.44 (7)	23.65 (11)	29.42 (17)	15.22 (1)	38.76 (12)	136.05 (23)	27.52 (9)	24.19 (5)
40 Alba, Bill	<b>392.18</b>	114	1	1	3	0	16.51 (3)	16.78 (3)	9.71 (1)	74.04 (13)	23.99 (6)	33.89 (18)	20.17 (14)	42.17 (8)	95.38 (27)	29.19 (6)	30.35 (15)



# 2010 IDPA Florida State Championship

## February 26-28, 2010




All Shooters

	Match Score	--- Penalties ---					Stage 1	Stage 2	Stage 3	Stage 4	Stage 5	Stage 6	Stage 7	Stage 8	Stage 9	Stage 10	Stage 11
		PD	NT	PE	FN	FTDR											
<b>SSP - Marksman</b>																	
1 Rosales, Marco	<b>249.44</b>	51	1	1	0	0	19.65 (3)	17.01 (11)	7.35 (0)	35.71 (2)	21.57 (6)	30.13 (8)	11.69 (0)	30.65 (7)	28.24 (2)	23.49 (3)	23.95 (9)
2 Williams, James	<b>278.15</b>	55	1	2	0	0	19.57 (4)	16.91 (6)	8.58 (2)	44.89 (2)	18.97 (2)	38.93 (10)	13.22 (1)	34.70 (0)	29.97 (2)	20.55 (1)	31.86 (25)
3 Pomeroy, Larry	<b>295.90</b>	77	1	0	2	0	20.96 (9)	20.27 (7)	7.70 (3)	37.46 (4)	37.79 (13)	28.50 (12)	14.03 (2)	36.47 (3)	49.53 (14)	19.23 (1)	23.96 (9)
4 Force, Dan	<b>301.04</b>	67	0	1	1	0	21.82 (4)	17.21 (2)	8.83 (1)	32.44 (4)	23.34 (1)	36.02 (11)	23.07 (10)	38.19 (1)	48.83 (17)	24.80 (7)	26.49 (9)
5 Chaidez, Luis	<b>309.16</b>	62	2	1	0	0	18.61 (0)	17.01 (6)	11.20 (0)	50.73 (5)	28.20 (5)	34.73 (14)	13.78 (0)	44.18 (12)	30.37 (9)	27.63 (1)	32.72 (10)
6 Hollowell, Mike	<b>311.66</b>	90	0	4	1	0	22.37 (11)	18.62 (9)	8.26 (3)	56.43 (10)	31.28 (9)	28.24 (12)	13.52 (1)	38.32 (4)	47.64 (18)	24.76 (11)	22.22 (2)
7 Mejia, Aristoteles	<b>315.24</b>	58	1	4	0	0	16.82 (3)	15.27 (1)	8.89 (0)	58.66 (4)	23.77 (3)	47.09 (24)	15.28 (0)	39.32 (4)	33.10 (6)	31.03 (8)	26.01 (5)
8 McGregor, Clarice	<b>317.26</b>	68	1	0	2	0	21.38 (4)	16.33 (3)	10.31 (4)	46.51 (10)	25.08 (2)	37.66 (13)	21.69 (5)	41.33 (5)	41.60 (14)	25.59 (1)	29.78 (7)
9 Kern, John	<b>326.38</b>	39	2	1	0	0	22.10 (4)	17.95 (2)	10.04 (2)	57.45 (5)	26.63 (2)	48.73 (16)	16.54 (0)	40.58 (0)	38.45 (5)	24.32 (1)	23.59 (2)
10 Wojtyla, Anthony	<b>327.22</b>	63	1	1	1	0	16.84 (6)	34.70 (16)	11.74 (5)	70.45 (2)	23.10 (4)	29.18 (3)	16.16 (2)	36.47 (1)	26.07 (4)	22.89 (7)	39.62 (13)
11 Gray, Robert	<b>328.69</b>	74	0	0	0	0	21.52 (8)	23.58 (4)	9.74 (4)	46.79 (5)	23.26 (1)	33.00 (19)	19.28 (8)	42.95 (5)	59.54 (8)	21.73 (3)	27.30 (9)
12 Wilkins, Joel	<b>329.29</b>	58	2	3	1	0	19.40 (2)	21.53 (8)	15.95 (7)	40.94 (12)	35.17 (11)	39.62 (4)	18.76 (0)	52.32 (3)	41.73 (5)	22.59 (3)	21.28 (3)
13 Gikiere, Dale	<b>337.76</b>	62	1	4	0	0	21.40 (3)	22.06 (5)	11.37 (0)	49.83 (3)	27.07 (1)	39.88 (18)	22.33 (0)	41.86 (2)	43.00 (5)	26.24 (10)	32.72 (15)
14 Notestine, Carol	<b>339.22</b>	56	0	2	0	0	21.08 (5)	30.86 (10)	11.22 (1)	54.68 (8)	26.42 (6)	27.09 (8)	18.00 (2)	44.42 (7)	51.61 (5)	24.43 (2)	29.41 (2)
15 Scott, Greg	<b>349.46</b>	105	1	1	4	0	20.21 (7)	27.48 (20)	6.65 (0)	55.41 (23)	22.83 (5)	23.16 (7)	22.00 (1)	42.83 (3)	67.46 (12)	21.33 (4)	40.10 (23)
16 Thompson, Charles	<b>353.32</b>	67	1	0	1	0	21.93 (4)	20.34 (3)	11.06 (3)	65.46 (5)	33.47 (4)	39.25 (9)	20.48 (1)	41.69 (2)	34.15 (5)	33.18 (21)	32.31 (10)
17 Metzler, Enrico	<b>363.47</b>	77	0	0	2	0	14.93 (1)	25.65 (10)	7.51 (0)	46.52 (2)	25.30 (10)	29.58 (15)	22.74 (5)	29.63 (3)	114.96 (18)	20.24 (5)	26.41 (8)
18 Strayer, Terri	<b>365.01</b>	121	1	1	2	0	22.37 (7)	22.21 (9)	11.63 (5)	53.37 (10)	26.29 (3)	49.71 (25)	21.48 (6)	47.50 (4)	54.59 (21)	25.49 (9)	30.37 (22)
19 Hinkley, Leo	<b>365.40</b>	68	0	2	1	0	22.05 (5)	23.05 (10)	11.18 (0)	55.79 (6)	31.88 (4)	34.83 (19)	26.32 (7)	61.36 (3)	49.31 (8)	24.07 (1)	25.56 (5)
20 Gikiere, Alex	<b>365.79</b>	43	2	2	1	0	20.49 (5)	24.77 (3)	9.93 (1)	59.23 (0)	29.46 (1)	37.53 (7)	18.48 (1)	50.16 (1)	52.19 (8)	26.45 (0)	37.10 (16)
21 Sells, Rebecca	<b>371.99</b>	116	0	1	2	0	23.13 (10)	24.91 (10)	9.52 (4)	61.14 (8)	27.92 (3)	42.38 (28)	27.89 (10)	38.19 (3)	54.43 (21)	28.22 (8)	34.26 (11)
22 Morford, David	<b>389.60</b>	88	2	0	1	0	21.02 (3)	25.79 (3)	9.31 (1)	71.41 (17)	33.14 (3)	56.07 (21)	24.78 (11)	42.58 (1)	42.00 (15)	30.03 (5)	33.47 (8)
23 Schwenn, Tom	<b>391.42</b>	37	2	4	1	0	19.34 (1)	26.63 (2)	14.73 (0)	56.74 (1)	40.42 (1)	46.85 (15)	20.80 (0)	68.14 (6)	38.31 (2)	25.20 (1)	34.26 (8)
24 Phillips, Jim	<b>394.17</b>	67	1	0	0	0	30.32 (9)	24.19 (3)	11.10 (1)	73.55 (8)	39.72 (8)	31.91 (18)	21.76 (2)	47.72 (2)	48.24 (5)	30.60 (1)	35.06 (10)
25 Folkman, Richard J	<b>395.36</b>	71	2	1	1	0	24.87 (1)	27.96 (8)	9.20 (3)	56.35 (5)	35.80 (5)	50.86 (22)	23.17 (4)	49.05 (5)	59.37 (14)	30.02 (3)	28.71 (1)
26 Stein, Jere	<b>411.56</b>	91	2	3	2	0	27.88 (5)	29.33 (3)	15.35 (1)	44.68 (7)	34.87 (8)	42.29 (26)	24.37 (6)	48.28 (1)	65.69 (20)	34.47 (1)	44.35 (13)
27 Renner, Al	<b>416.14</b>	105	3	2	1	0	20.79 (3)	28.72 (10)	11.89 (3)	50.77 (13)	31.61 (10)	45.77 (15)	24.20 (9)	66.33 (14)	74.62 (12)	29.03 (1)	32.41 (15)
28 Wooten, Chris	<b>417.61</b>	50	0	0	0	0	22.64 (3)	30.98 (3)	15.94 (0)	80.82 (1)	38.76 (3)	39.67 (29)	20.06 (1)	46.26 (2)	57.92 (5)	33.83 (2)	30.73 (1)
29 Arnold, Doug	<b>425.96</b>	111	2	1	0	0	22.68 (4)	23.67 (2)	9.95 (1)	40.09 (12)	40.24 (15)	45.85 (33)	39.42 (3)	54.18 (4)	55.57 (5)	25.87 (7)	68.44 (25)
30 Acton, Tom	<b>434.41</b>	65	2	1	1	0	28.37 (3)	37.50 (16)	14.41 (0)	63.35 (3)	28.55 (2)	57.54 (17)	25.13 (0)	50.94 (7)	52.06 (9)	35.20 (2)	41.36 (6)
31 Kleinfelt, Jeffrey	<b>452.35</b>	171	1	5	4	0	34.12 (20)	21.60 (5)	11.11 (1)	57.88 (12)	45.95 (24)	50.50 (41)	24.90 (6)	54.94 (3)	77.85 (21)	30.11 (11)	43.39 (27)

Numbers in parenthesis are target points down

**Bold** indicates stage winners

DC is Division Champion



# 2010 IDPA Florida State Championship

## February 26-28, 2010



All Shooters

	Match Score	--- Penalties ---					Stage 1	Stage 2	Stage 3	Stage 4	Stage 5	Stage 6	Stage 7	Stage 8	Stage 9	Stage 10	Stage 11
		PD	NT	PE	FN	FTDR											
32 Phillips, Robert	<b>463.85</b>	110	3	0	0	0	32.41 (10)	33.32 (8)	12.32 (3)	61.46 (7)	46.79 (9)	55.97 (26)	23.74 (7)	57.31 (5)	59.94 (11)	38.47 (12)	42.12 (12)
33 Ambrozy, Normand	<b>469.52</b>	103	3	2	0	0	26.54 (13)	32.16 (7)	19.26 (1)	84.78 (4)	59.29 (5)	41.44 (28)	24.22 (7)	56.83 (12)	59.56 (11)	26.57 (5)	38.87 (10)
34 Conklin, Dwayne	<b>474.31</b>	106	1	0	3	0	26.01 (3)	28.60 (5)	9.98 (1)	54.45 (15)	36.05 (8)	44.81 (18)	28.32 (6)	60.65 (14)	116.97 (18)	34.15 (8)	34.32 (10)
35 DeLoatch, Robert	<b>479.73</b>	83	1	1	1	0	32.63 (7)	36.57 (7)	14.13 (4)	89.91 (4)	50.12 (14)	39.52 (3)	29.42 (6)	58.69 (2)	59.26 (12)	37.27 (8)	32.21 (16)
36 Schmitt, Kara	<b>488.75</b>	140	1	2	3	0	27.34 (7)	17.15 (1)	12.65 (2)	120.35 (27)	34.83 (10)	61.92 (49)	23.82 (2)	52.52 (10)	79.01 (16)	27.01 (2)	32.15 (14)
37 Coberly, Eric	<b>496.38</b>	78	2	1	0	0	32.87 (13)	25.99 (2)	11.35 (2)	79.01 (0)	34.38 (4)	52.56 (33)	22.91 (4)	53.02 (4)	96.93 (8)	41.94 (6)	45.42 (2)
38 Zuccaro, Dayton	<b>497.57</b>	104	0	2	2	0	29.54 (3)	28.09 (9)	13.71 (3)	79.70 (4)	46.52 (8)	51.64 (29)	28.54 (4)	58.17 (6)	92.58 (20)	32.51 (4)	36.57 (14)
39 Lee, Jim	<b>528.82</b>	114	2	2	4	0	28.16 (7)	28.30 (10)	20.77 (1)	83.47 (13)	42.52 (10)	47.93 (19)	22.99 (5)	61.43 (4)	96.00 (11)	49.64 (9)	47.61 (25)
40 Kearney, Ron	<b>551.59</b>	140	1	1	5	0	22.25 (5)	18.99 (3)	10.17 (1)	133.60 (38)	42.67 (13)	40.64 (23)	21.93 (2)	40.21 (5)	149.42 (18)	36.71 (14)	35.00 (18)
41 Biddle, Margaret	<b>569.54</b>	146	3	2	5	0	32.15 (8)	54.07 (32)	16.26 (5)	102.01 (6)	42.52 (5)	52.10 (43)	27.36 (1)	66.63 (14)	90.63 (15)	49.41 (7)	36.40 (10)
Conaghan, Barney	<b>INC</b>	30	0	0	0	0	28.33 (2)	(0)	(0)	(0)	(0)	(0)	(0)	(0)	46.58 (17)	26.58 (1)	35.22 (10)
<b>SSP - Novice</b>																	
1 Williams, Andrew	<b>493.74</b>	82	1	2	1	0	35.79 (5)	33.65 (2)	19.71 (5)	79.96 (2)	41.23 (6)	49.25 (27)	26.89 (8)	60.53 (5)	77.88 (12)	36.91 (8)	31.94 (2)
2 Jackson, Johnson	<b>535.94</b>	110	1	0	3	0	32.87 (5)	29.15 (6)	12.39 (3)	69.18 (21)	43.00 (16)	40.37 (15)	22.37 (2)	45.52 (3)	177.42 (31)	32.80 (2)	30.87 (6)
3 Wease, Harry	<b>537.06</b>	92	0	2	0	0	34.47 (3)	35.83 (4)	16.53 (1)	91.89 (2)	45.11 (7)	55.51 (51)	32.00 (1)	74.72 (11)	61.18 (4)	48.86 (2)	40.96 (6)
4 Peele, Jessica	<b>541.02</b>	133	4	0	1	1	32.57 (12)	28.43 (13)	20.21 (0)	87.07 (9)	57.88 (11)	50.05 (30)	26.85 (6)	77.02 (21)	71.45 (13)	48.41 (4)	41.08 (14)
5 Franco, Johanna	<b>563.86</b>	104	2	2	2	0	37.63 (5)	34.60 (7)	23.93 (3)	174.78 (26)	35.31 (13)	47.07 (20)	18.62 (1)	55.01 (4)	47.01 (7)	30.18 (2)	59.72 (16)
Fields, Adam	<b>DNF</b>						24.43 (7)	38.65 (20)	17.46 (7)	56.41 (5)	52.11 (21)	36.32 (9)	27.95 (12)	48.84 (4)	58.18 (22)	41.55 (5)	36.04 (16)
<b>ESR - Master</b>																	
DC Cuttitta, Gary	<b>195.31</b>	37	0	0	0	0	12.55 (0)	12.64 (4)	7.38 (4)	23.16 (9)	21.00 (3)	25.27 (8)	11.32 (2)	26.91 (1)	20.02 (1)	18.93 (3)	16.13 (2)
1 Ayoob, Massad	<b>302.32</b>	55	0	0	1	0	23.07 (3)	20.51 (7)	8.69 (1)	45.38 (3)	24.64 (0)	38.62 (20)	13.93 (2)	33.24 (1)	50.82 (13)	23.84 (2)	19.58 (3)
<b>ESR - Sharpshooter</b>																	
1 Feldt, Chuck	<b>362.61</b>	77	2	4	2	0	25.65 (2)	17.71 (1)	13.80 (2)	45.56 (11)	29.76 (3)	43.73 (12)	29.08 (20)	48.98 (10)	49.71 (11)	37.47 (3)	21.16 (2)
<b>ESR - Marksman</b>																	
1 Craft, Gregg	<b>530.38</b>	94	4	3	1	0	40.89 (5)	25.75 (4)	15.08 (2)	78.78 (21)	52.67 (5)	43.23 (19)	38.43 (5)	74.51 (2)	58.74 (10)	44.93 (8)	57.37 (13)
<b>SSR - Master</b>																	
DC Buckland, Craig	<b>232.05</b>	19	0	1	0	0	17.84 (4)	13.03 (0)	4.58 (0)	29.89 (1)	19.34 (5)	24.65 (5)	11.46 (1)	25.49 (1)	49.96 (2)	17.06 (0)	18.75 (0)
1 Walsh, Cliff	<b>240.91</b>	32	0	1	0	0	16.69 (0)	14.87 (4)	6.20 (3)	42.25 (0)	26.91 (3)	27.06 (4)	10.83 (0)	29.71 (8)	29.72 (3)	21.00 (2)	15.67 (5)
<b>SSR - Expert</b>																	
1 Christian, Chris	<b>300.07</b>	45	1	2	0	0	23.52 (3)	21.62 (2)	5.66 (1)	44.90 (1)	26.56 (3)	37.16 (13)	14.81 (2)	36.86 (7)	34.67 (3)	25.79 (2)	28.52 (8)




## 2010 IDPA Florida State Championship February 26-28, 2010

All Shooters



	Match Score	--- Penalties ---					Stage 1	Stage 2	Stage 3	Stage 4	Stage 5	Stage 6	Stage 7	Stage 8	Stage 9	Stage 10	Stage 11
		PD	NT	PE	FN	FTDR											
<b>SSR - Sharpshooter</b>																	
1 Moss, Dave	<b>307.03</b>	41	1	2	0	0	25.14 (2)	22.78 (5)	8.03 (3)	60.04 (3)	26.34 (5)	36.42 (8)	18.12 (1)	34.69 (5)	29.49 (6)	26.01 (1)	19.97 (2)
2 Acerboni, Giorgio	<b>345.08</b>	58	2	0	0	0	21.11 (0)	25.04 (15)	13.82 (3)	49.34 (4)	24.38 (1)	35.86 (10)	17.66 (3)	39.05 (1)	51.01 (7)	27.95 (1)	39.86 (13)
3 Bernacki, Ed	<b>386.76</b>	58	0	0	2	0	30.58 (10)	24.85 (4)	10.49 (4)	57.57 (2)	29.07 (1)	32.82 (9)	24.85 (0)	51.07 (11)	68.97 (9)	31.26 (0)	25.23 (8)
4 Chan, Melanie	<b>489.37</b>	100	3	1	1	0	36.57 (16)	22.43 (4)	12.49 (6)	61.94 (11)	45.05 (6)	54.69 (33)	22.25 (5)	47.25 (8)	128.77 (5)	29.92 (1)	28.01 (5)
<b>SSR - Marksman</b>																	
1 Wilmering Jr., Jere	<b>364.46</b>	54	1	0	1	0	25.79 (2)	21.92 (7)	8.55 (1)	40.21 (3)	30.87 (2)	40.61 (12)	19.81 (6)	43.97 (5)	77.14 (10)	28.31 (1)	27.28 (5)
2 Nesbit, Thomas	<b>384.53</b>	72	0	2	0	0	33.66 (5)	29.94 (7)	9.61 (0)	52.06 (5)	36.01 (4)	46.97 (16)	17.89 (2)	43.87 (1)	48.28 (13)	35.30 (2)	30.94 (17)



## 2010 IDPA Florida State Championship February 26-28, 2010

All Shooters



---

### Total Match Penalties:

Target Points Down (PD) - 17,266

Hits on Non-Threats (NT) - 247

Procedural Errors (PE) - 317

Failures to Neutralize (FN) - 221

Failures to Do Right (FTDR) - 1

---

### Key to Penalties:

**PD** = Target Points Down. Each point down adds 1/2 second to your score.

**NT** = Hit on Non Threat target. Each HNT adds 5 seconds to your score.

**PE** = Procedural Error. Each adds 3 seconds to your score.

**FN** = Failure to Neutralize (no hits in the 0 or -1 zone) Each adds 5 seconds to your score.

**FTDR** = Failure To Do Right - adds 20 seconds to your score.

---

### Key to Abbreviations:

**CDP** = **Custom Defensive Pistol**, such as 1911. Must be .45 ACP with maximum magazine load of 8 rounds

**ESP** = **Enhanced Service Pistol**, single action or SA/DA such as H&K P7 or CZ-75 or Springfield XD

**SSP** = **Stock Service Pistol**, double action or 'Safe Action' such as Glock or SIG

**ESR** = **Enhanced Service Revolver**, rimmed or rimless ammo, full moon clip, power factor of 165,000

**SSR** = **Stock Service Revolver**, rimmed case ammo, no full moon clips

**DNF** = Did Not Finish      **DQ** = Disqualified