

WBRP Arctic Blast

January 9, 2010

All Shooters



CDP Champion: Joe Linskey CDP - Master 86.12 (5)
 ESP Champion: Morgan Allen ESP - Master 82.23 (14)
 SSP Champion: James Meyers SSP - Master 76.29 (2)
 ESR Champion: Joseph Pitha ESR - Master 107.46 (13)
 SSR Champion: Craig Buckland SSR - Master 99.76 (12)

High Senior: Scott Shalter CDP - Master 90.64 (9)
 High Lady: Joanna Lenczewska SSP - Sharpshooter 104.76 (41)
 High Law Enforcement: James Meyers SSP - Master 76.29 (2)
 High Industry: Joe Linskey CDP - Master 86.12 (5)
 High Military: Laura Torres-Reyes SSP - Expert 124.55 (39)
 High Military Veteran: Ronald Ferretti SSP - Sharpshooter 103.78 (3)
 High Distinguished Senior: Peter Hoffman ESP - Master 108.97 (20)
 Most Accurate: James Meyers SSP - Master 76.29 (2)

Match --Penalties--
 Score PD NT PE FN

Stage 1 Stage 2 Stage 3 Stage 4 Stage 5 Stage 6 Stage 7 Stage 8 Stage 9 Stage 10 Stage 11 Stage 12 Stage 13 Stage 14 Stage 15


CDP - Custom Defensive Pistol

CDP - Master

Rank	Name	Total	PD	NT	PE	FN	Stage 1	Stage 2	Stage 3	Stage 4	Stage 5	Stage 6	Stage 7	Stage 8	Stage 9	Stage 10	Stage 11	Stage 12	Stage 13	Stage 14	Stage 15															
DC	Linskey, Joe	86.12	5	0	1	0	4.40	1	4.14	1	9.77	0	5.94	0	4.06	0	3.03	1	2.34	0	8.65	0	4.60	1	8.49	0	9.33	0	2.45	0	9.34	1	5.04	0	4.54	0
1	Shalter, Scott	90.64	9	0	0	0	3.66	0	4.83	0	11.42	0	5.78	0	5.00	1	2.75	1	4.73	0	5.96	0	5.18	2	10.33	4	9.74	0	2.71	0	8.46	0	5.16	1	4.93	0
2	Lahey, Michael	103.32	23	0	0	1	4.79	1	4.13	2	11.69	0	6.35	0	4.61	0	2.47	1	3.98	0	6.68	0	5.08	0	10.49	2	11.16	0	3.00	1	17.45	11	6.13	3	5.31	2

CDP - Expert

1	Jacukowicz, Leonard	103.73	16	0	0	0	4.64	1	3.98	0	12.44	0	4.90	3	6.55	1	7.43	3	4.03	0	7.65	0	6.32	0	9.31	2	10.67	2	2.96	0	11.42	1	6.05	2	5.38	1
2	Lewis, Robert	108.23	10	0	1	0	6.24	1	4.16	1	12.02	0	6.35	0	4.46	0	4.89	4	5.07	0	11.24	0	6.34	0	9.50	1	11.79	2	2.60	0	11.52	0	6.56	1	5.49	0
3	Ensley, Russell	113.60	45	0	1	0	4.54	2	3.81	1	10.84	0	6.15	0	4.52	0	8.34	12	12.21	15	8.38	2	8.54	5	7.92	2	15.43	4	2.08	0	8.81	1	7.39	0	4.64	1
4	Dwyer, Bob	114.37	11	0	0	0	5.87	1	3.82	0	17.10	0	7.86	1	5.47	1	3.75	3	4.76	0	8.99	1	5.55	0	11.75	1	13.10	1	3.38	1	10.68	0	6.42	0	5.87	1
5	Bidlack, Warren	121.43	33	0	1	0	4.32	0	4.61	1	16.61	6	6.67	0	4.51	1	7.22	8	3.86	0	6.75	0	5.14	0	14.59	2	14.65	6	4.56	0	13.15	6	5.49	0	9.30	3
6	Gottlieb, Michael	123.98	31	0	1	0	6.99	3	3.81	0	13.48	0	10.31	0	4.42	0	5.19	5	9.02	10	9.53	0	6.31	0	11.71	3	13.01	1	2.61	0	13.81	7	7.92	1	5.86	1
7	Bradley, Leland	136.41	39	0	1	0	4.13	0	3.86	0	17.52	1	6.35	0	4.67	0	4.20	4	14.18	20	13.95	5	5.29	0	12.89	4	15.49	1	2.33	0	11.98	0	12.76	3	6.81	1



WBRP Arctic Blast

January 9, 2010

All Shooters



Match --Penalties--
Score PD NT PE FN

Stage 1 Stage 2 Stage 3 Stage 4 Stage 5 Stage 6 Stage 7 Stage 8 Stage 9 Stage 10 Stage 11 Stage 12 Stage 13 Stage 14 Stage 15

CDP - Sharpshooter

1	Reitz Jr, Edward	107.23	26	0	0	0	5.09	2	3.96	1	10.37	0	7.30	0	4.90	2	3.98	3	7.11	5	8.28	0	5.92	0	11.73	5	12.76	5	2.89	0	9.35	1	7.22	0	6.37	2
2	Gallagher, Craig	110.95	17	0	0	0	5.46	0	3.90	0	14.76	0	7.41	0	6.76	3	3.13	2	3.63	0	8.07	1	4.88	0	11.68	8	14.19	2	2.42	0	12.66	0	7.00	1	5.00	0
3	Miller, Samuel "Skip"	118.71	29	0	0	0	6.06	3	4.43	0	12.37	0	8.40	0	10.18	11	5.70	6	2.38	0	11.04	0	9.24	5	11.09	1	13.83	2	2.52	0	9.62	1	6.81	0	5.04	0
4	Kachel, Jeffrey	120.73	22	0	0	0	7.30	4	5.59	2	14.00	0	7.29	0	6.11	3	4.93	4	7.58	5	8.43	1	5.78	0	13.19	2	13.84	1	2.65	0	11.58	0	7.01	0	5.45	0
5	Kappel, Bob	122.73	16	0	0	0	6.54	2	5.05	1	19.57	0	7.11	0	5.67	0	4.73	5	5.34	0	8.70	0	4.46	0	14.54	1	14.14	2	2.68	0	11.01	1	6.39	1	6.80	3
6	Smith, Allen	122.99	24	0	0	0	5.18	1	3.94	0	18.50	1	7.61	0	5.10	1	5.62	7	6.44	5	8.98	0	5.96	0	13.63	4	13.27	2	3.04	0	12.61	1	6.72	0	6.39	2
7	Hoch, Jeff	124.79	22	0	0	0	6.45	1	4.20	0	18.60	5	7.25	0	5.05	1	9.03	12	5.03	0	8.69	0	5.99	0	14.59	1	11.42	0	3.36	0	12.33	1	6.76	0	6.04	1
8	Orsinger, Michael	132.54	26	0	2	0	10.55	4	4.14	0	15.68	0	6.69	0	7.10	5	7.64	5	9.04	5	8.03	0	6.66	0	14.32	1	15.29	5	4.13	0	11.09	0	6.22	1	5.96	0
9	DiNunzio, Michael	137.65	16	0	0	0	6.79	0	4.73	0	15.43	0	8.21	0	6.07	0	7.94	11	5.45	0	11.24	0	6.36	0	14.89	1	17.35	4	3.14	0	14.38	0	7.86	0	7.81	0
10	Evler, Allen	137.80	22	0	1	0	9.25	5	4.92	0	16.09	0	7.87	0	5.50	0	5.22	5	8.04	5	9.58	2	6.66	0	14.83	5	16.20	0	3.33	0	15.75	0	8.20	0	6.36	0

CDP - Marksman

1	Giltner, Mathew	124.25	15	0	1	0	7.14	1	4.63	0	18.66	0	7.19	0	7.60	0	5.46	5	4.88	0	8.51	1	4.61	0	12.84	2	14.41	4	2.29	0	14.80	2	6.20	0	5.03	0
2	Sofologis, Constantine	127.51	21	0	1	0	7.23	3	4.86	1	17.68	0	7.89	0	6.12	1	7.01	9	5.23	0	9.03	2	5.29	0	13.29	1	14.33	2	3.32	0	13.08	0	6.86	1	6.29	1
3	Miller, Samuel	128.14	32	0	3	0	4.08	0	4.20	1	15.43	5	7.50	0	6.21	1	11.30	12	5.51	0	9.24	1	10.45	0	14.59	4	12.86	2	2.38	0	10.43	1	7.58	4	6.38	1
4	Deecke, Henry	210.72	26	0	3	0	6.24	0	6.11	2	28.79	0	20.70	0	6.61	1	12.30	12	7.65	0	11.82	0	11.17	0	16.18	1	30.37	6	12.70	0	22.61	0	9.98	4	7.49	0

ESP - Enhanced Service Pistol

ESP - Master


DC	Allen, Morgan	82.23	14	0	0	0	4.04	0	3.12	0	8.00	0	4.84	0	3.61	0	8.15	11	3.52	0	5.81	0	4.30	0	9.44	0	8.69	1	2.23	0	7.61	1	4.72	1	4.15	0
1	Pollard, Bucky	87.21	23	0	0	0	5.19	2	3.18	0	8.02	0	3.74	2	5.25	1	3.94	1	5.92	5	6.35	0	3.91	0	8.77	4	12.84	5	1.94	0	8.53	2	5.35	1	4.28	0
2	Dudeck, Casey	96.57	37	0	1	0	4.16	3	3.46	0	12.71	10	5.48	0	4.39	0	9.23	9	3.38	0	6.42	1	3.81	0	10.09	5	11.24	7	2.82	1	9.19	0	5.62	1	4.57	0
3	Keefe, Michael	105.32	46	0	0	0	5.95	3	3.64	0	8.91	5	6.17	0	6.13	5	10.43	14	6.08	5	6.32	1	4.49	0	9.56	0	13.68	8	2.43	0	10.66	5	6.05	0	4.82	0
4	Hoffman, Peter	108.97	20	0	1	0	4.58	1	4.87	2	10.55	0	6.94	1	4.78	1	6.45	8	7.10	0	7.40	0	5.37	0	9.35	1	13.67	3	2.50	0	12.59	1	7.32	2	5.50	0
5	Wolfe, Stephen	113.53	8	0	0	0	4.93	0	4.25	0	12.49	0	7.42	0	5.32	0	4.24	1	4.20	0	8.39	0	5.72	0	14.51	3	15.93	4	2.27	0	11.24	0	6.35	0	6.27	0

ESP - Expert

1	Alexander, Michael	86.39	11	0	0	0	4.17	0	3.76	1	7.92	0	5.43	0	4.53	1	2.93	1	3.32	0	6.41	2	3.86	0	11.28	2	13.27	4	2.10	0	8.60	0	4.43	0	4.38	0
2	London, Joel	89.68	15	0	0	0	6.61	4	3.59	0	8.74	0	5.77	2	4.29	0	5.11	5	4.00	0	6.82	1	4.79	1	9.47	1	8.68	0	2.34	0	9.56	0	4.92	0	4.99	1
3	Cronin, Patrick	94.40	24	0	0	0	3.89	1	3.49	1	16.23	10	6.75	0	4.23	0	3.43	2	3.83	0	6.01	1	4.22	0	11.66	3	8.10	0	2.37	0	10.16	4	5.29	1	4.74	1
4	Owens, Sam	113.09	15	0	1	0	4.88	0	6.73	0	14.03	6	5.92	0	6.47	1	6.59	3	3.82	0	8.21	0	4.47	0	10.87	0	18.10	4	2.28	0	10.63	1	5.49	0	4.60	0
5	Hall, Don	113.71	30	1	2	0	4.32	1	3.92	0	14.57	1	6.00	0	3.89	0	4.81	5	6.44	5	11.67	2	4.68	0	15.26	7	15.18	6	2.86	1	10.88	2	4.66	0	4.57	0

ESP - Sharpshooter

1	Ortbach, Ken	114.01	22	0	0	0	5.57	2	3.65	0	7.68	1	5.73	0	4.15	0	4.14	4	14.17	0	5.91	0	5.46	3	11.00	5	15.19	3	2.10	0	9.17	1	5.91	3	14.18	0
---	--------------	---------------	----	---	---	---	------	---	------	---	------	---	------	---	------	---	------	---	-------	---	------	---	------	---	-------	---	-------	---	------	---	------	---	------	---	-------	---



WBRP Arctic Blast

January 9, 2010

All Shooters



Match --Penalties--
Score PD NT PE FN

Stage 1 Stage 2 Stage 3 Stage 4 Stage 5 Stage 6 Stage 7 Stage 8 Stage 9 Stage 10 Stage 11 Stage 12 Stage 13 Stage 14 Stage 15

ESP - Marksman

1	Pierson, Bill	121.34	25	0	1	0	10.89	6	3.43	0	11.48	1	8.31	1	5.67	0	4.56	3	5.13	0	10.74	2	5.73	2	10.32	3	18.49	4	2.30	0	12.21	1	5.99	0	6.09	2
2	Dessoie, Jerry	125.92	8	0	0	0	6.05	1	4.68	0	14.34	0	7.39	0	5.81	0	4.17	3	5.07	0	11.69	0	6.00	0	15.06	0	14.89	2	3.16	0	11.21	0	10.49	2	5.91	0
3	Leidy, Randy	126.24	30	0	0	0	6.42	2	4.48	0	12.12	0	7.81	0	6.00	0	5.73	5	11.55	15	8.18	1	8.49	5	12.61	1	12.69	0	2.90	0	11.67	1	8.54	0	7.05	0
4	Bingaman, Drew	131.29	20	0	1	0	8.50	4	4.61	0	17.45	0	7.79	0	5.51	1	6.75	7	5.30	0	8.70	1	9.41	0	12.58	2	17.78	3	2.72	0	11.95	0	6.48	1	5.76	1
5	Fox, Rich	132.93	20	0	0	0	7.42	3	4.65	0	16.52	0	7.38	1	5.74	1	9.23	8	5.89	0	9.18	0	4.87	0	17.06	4	14.19	0	2.96	0	12.98	0	7.02	0	7.84	3
6	Hall, R J	139.93	26	0	0	0	7.03	2	4.78	0	20.83	1	6.02	0	5.81	0	11.97	14	5.48	0	10.84	1	6.44	0	15.31	2	12.98	3	2.85	0	12.62	0	8.11	0	8.86	3
7	Raike, Robert	149.34	29	0	0	0	9.09	1	4.86	0	17.44	0	7.60	0	10.48	1	8.21	10	5.71	0	14.53	0	5.04	0	17.62	11	17.19	5	2.87	0	12.56	0	7.37	0	8.77	1
8	Powell, Nolan	152.16	28	0	2	0	14.55	0	8.48	2	5.12	0	8.59	0	7.88	5	6.06	7	4.28	0	15.41	6	13.39	6	14.71	1	15.56	1	2.92	0	19.68	0	8.76	0	6.77	0
9	Belloff, Bob	153.37	18	0	2	0	10.74	1	5.11	0	16.52	0	8.75	0	10.73	1	4.43	4	7.10	0	10.11	0	6.77	0	16.90	5	22.28	5	3.60	1	16.03	0	6.91	1	7.39	0
10	Kovalcin, John	161.54	62	0	1	0	6.26	2	4.54	0	19.21	8	4.87	5	11.26	0	6.46	2	7.06	0	11.33	2	6.05	0	27.87	22	21.07	13	2.93	0	16.98	5	7.86	0	7.79	3
11	Richards, Kitty	236.03	42	0	0	1	11.75	0	7.30	0	33.94	10	12.52	3	8.33	1	7.92	7	8.42	0	14.02	1	16.38	5	52.24	2	21.00	10	5.42	2	18.13	1	9.22	0	9.44	0


SSP - Stock Service Pistol

SSP - Master

DC	Meyers, James	76.29	2	0	0	0	4.77	0	3.58	1	8.24	0	5.21	0	3.44	0	2.64	0	3.35	0	5.33	0	4.00	0	7.90	0	9.72	1	2.15	0	6.95	0	4.63	0	4.38	0
1	Frezzolini, Michael	82.32	18	0	0	0	6.03	3	4.10	2	8.55	0	4.77	0	4.21	2	4.56	3	3.43	0	4.89	0	5.46	2	6.86	1	10.28	4	2.14	0	8.08	1	4.77	0	4.19	0
2	Groff, Phillip	91.21	31	0	0	0	3.74	0	3.85	1	7.70	0	5.21	0	4.40	0	2.03	0	2.96	0	10.34	10	5.76	2	10.32	7	14.38	7	1.92	0	9.84	3	4.96	1	3.80	0
3	Jones, W.T.	107.29	40	0	0	0	5.33	3	3.70	1	7.47	0	9.14	0	3.52	0	2.84	1	13.54	20	10.74	5	5.23	0	9.78	2	14.98	5	2.20	0	9.07	1	5.02	1	4.73	1
4	Greg, Jerry	123.13	33	0	1	0	5.10	0	3.86	1	19.24	1	6.01	0	4.37	1	5.59	6	10.87	10	8.39	3	4.97	0	10.56	1	14.02	5	2.22	0	9.72	1	9.34	3	8.87	1

SSP - Expert

1	Barnak, Mark	97.78	9	0	1	0	7.37	0	3.63	0	9.75	0	6.23	0	4.57	0	5.06	4	3.42	0	6.37	0	5.87	0	9.35	0	12.58	4	2.64	0	10.39	0	5.50	0	5.05	1
2	Dandreamatteo, Toni	100.30	27	0	0	0	5.25	2	3.78	0	9.69	0	5.49	0	4.09	0	5.50	5	3.18	0	11.13	6	4.57	1	11.08	2	10.45	3	3.90	0	9.38	2	6.66	3	6.15	3
3	Tisack, Jim	113.35	31	1	1	0	4.02	1	3.62	0	15.82	1	6.15	0	4.98	2	2.63	1	7.18	5	7.15	0	7.96	6	13.26	7	15.15	1	2.15	0	8.88	1	7.93	3	6.47	3
4	Wildenstein, Dale	116.07	42	0	0	0	5.69	3	3.89	0	9.05	0	6.31	1	5.79	2	5.89	5	9.01	10	8.16	1	6.81	5	11.57	6	16.52	6	2.55	0	12.59	2	6.61	1	5.63	0
5	Torres-Reyes, Laura	124.55	39	0	0	0	6.53	1	3.49	0	10.11	4	8.24	1	4.96	0	7.54	9	6.03	0	13.57	6	8.59	5	14.48	2	12.25	0	2.53	0	13.13	6	5.44	0	7.66	5



WBRP Arctic Blast

January 9, 2010

All Shooters



Match --Penalties--
Score PD NT PE FN

Stage 1 Stage 2 Stage 3 Stage 4 Stage 5 Stage 6 Stage 7 Stage 8 Stage 9 Stage 10 Stage 11 Stage 12 Stage 13 Stage 14 Stage 15

SSP - Sharpshooter

1	Shuey, Brian	101.59	20	0	0	0	4.71	1	3.66	0	9.01	0	5.99	0	3.86	0	8.00	11	6.15	5	8.16	0	4.84	0	11.20	1	10.99	0	2.80	1	11.46	1	5.22	0	5.54	0
2	Thompson, John	101.96	16	0	0	0	6.66	5	4.36	1	10.60	0	7.08	0	4.12	0	6.10	6	3.99	0	6.99	0	6.27	0	10.48	4	11.79	0	2.33	0	10.79	0	4.97	0	5.43	0
3	Bingaman, Garth	103.73	21	0	0	0	6.14	2	4.88	2	11.76	5	6.43	1	4.29	0	4.51	4	4.05	0	6.75	1	5.24	2	8.91	1	14.62	2	3.62	0	10.18	1	7.16	0	5.19	0
4	Ferretti, Ronald	103.78	3	0	1	0	6.43	1	4.42	1	10.51	0	6.06	0	4.92	0	6.10	1	4.10	0	7.50	0	5.34	0	10.98	0	11.04	0	2.37	0	12.50	0	6.36	0	5.15	0
5	Lenczewska, Joanna	104.76	41	0	0	0	3.93	0	6.02	3	9.70	2	7.39	1	4.66	1	5.31	6	9.23	10	6.59	1	4.95	0	12.05	8	10.61	2	2.78	0	9.05	1	5.90	2	6.59	4
6	Hopper, Tim	108.50	16	0	0	0	5.44	2	4.25	1	8.98	0	5.59	0	4.06	0	5.26	4	9.44	0	7.59	1	5.92	0	10.09	0	13.09	5	2.37	0	10.52	1	10.19	0	5.71	2
7	Zekoski, Bob	112.33	21	0	0	0	4.92	0	3.91	0	11.56	0	7.32	0	5.22	0	4.09	3	6.37	5	9.66	5	6.21	0	11.87	3	13.76	5	3.81	0	11.24	0	6.60	0	5.79	0
8	Lesko, Jeff	112.43	14	0	1	0	6.44	2	3.89	0	10.08	0	7.18	0	4.92	0	6.53	7	4.61	0	7.85	0	4.63	0	9.73	3	11.55	2	10.09	0	13.27	0	6.10	0	5.56	0
9	Lahey, Jenn	122.19	32	0	1	0	7.51	4	4.77	3	14.01	7	10.36	2	5.02	1	6.31	2	4.00	0	9.19	2	5.11	0	11.64	3	14.60	2	2.69	0	13.14	4	7.19	0	6.65	2
10	Vernola, Bill	122.55	30	0	0	0	8.71	6	4.52	1	16.63	1	6.70	1	5.02	1	8.62	10	6.40	5	9.12	0	5.01	0	11.02	0	14.48	5	2.61	0	12.35	0	6.45	0	4.91	0
11	Miller, Donald F.	131.33	33	0	2	0	5.58	1	5.04	2	14.12	5	7.32	0	5.77	0	15.21	12	9.47	10	10.41	3	5.48	0	12.83	0	12.48	0	2.93	0	10.93	0	8.50	0	5.26	0
12	Torres-Reyes, Jose	138.45	47	0	1	1	15.63	13	4.55	0	8.75	0	9.01	2	6.35	2	4.67	4	3.56	0	9.86	1	11.06	0	12.68	3	19.53	12	2.83	0	15.04	5	9.19	5	5.74	0
13	Krywicki, Jason	140.46	50	0	0	0	7.84	8	4.81	0	14.68	0	8.81	0	5.15	0	6.32	7	6.67	0	7.94	0	7.15	1	18.79	14	17.73	7	3.50	0	16.77	10	7.46	3	6.84	0
14	Yoder, Christopher	144.81	43	0	1	0	7.52	4	5.90	4	15.75	0	11.08	0	4.42	0	9.63	15	5.49	0	7.05	0	15.55	2	12.63	3	18.85	12	2.64	0	11.63	1	9.86	0	6.81	2
15	Knuth, Al	147.32	30	0	0	0	7.69	3	5.10	0	11.64	1	6.07	6	9.17	0	5.98	0	6.89	0	10.90	2	8.55	0	15.64	8	17.34	5	3.13	0	22.39	3	7.85	1	8.98	1
16	Bowman, Bob	177.38	48	0	2	0	6.18	3	4.65	0	14.03	0	17.53	1	6.99	0	12.33	13	4.72	0	10.54	3	9.24	3	24.12	1	32.45	21	2.90	0	13.52	1	10.35	0	7.83	2

SSP - Marksman

1	Hall, Rick	117.57	22	0	1	0	5.58	1	5.31	1	10.48	1	7.29	0	4.70	0	9.71	6	4.35	0	9.59	3	5.31	1	9.01	1	16.21	3	2.63	0	13.00	0	6.68	1	7.72	4
2	Smith, Tony	133.50	53	0	1	0	5.30	0	5.36	2	11.00	0	6.67	0	7.16	7	8.05	6	9.09	10	10.55	4	8.22	5	16.67	8	15.87	5	2.71	0	11.94	2	8.72	3	6.19	1
3	Demcher Sr, Stephen N.	139.86	23	0	1	0	12.96	1	5.63	2	11.80	0	7.82	0	5.93	1	9.11	12	9.73	5	10.03	0	5.37	0	13.26	1	17.13	0	2.99	0	13.73	1	7.42	0	6.95	0
4	McHenry, Michael	151.70	44	0	1	0	6.22	1	4.80	1	19.06	5	9.03	0	9.20	5	11.75	13	10.78	10	11.42	0	6.40	1	11.94	1	19.81	4	2.94	0	13.05	2	8.17	0	7.13	1
5	Gurowitz, Mitch	152.31	33	0	2	0	10.57	3	5.62	1	20.94	1	8.00	0	5.22	1	8.21	11	9.33	10	10.80	1	6.06	0	19.63	2	11.06	2	3.43	0	18.36	0	8.14	0	6.94	1
6	Banker, Hetal	159.28	59	0	0	0	18.82	5	5.35	2	10.24	0	9.66	0	5.83	2	4.71	4	15.49	15	13.38	4	9.59	6	15.46	8	17.63	6	2.59	0	15.80	4	8.05	2	6.68	1
7	Rodriguez, Art	161.68	41	0	0	0	8.09	1	5.55	0	14.22	0	8.74	0	7.70	0	10.10	16	6.27	0	10.89	1	6.87	0	15.99	4	24.70	18	3.58	0	21.09	0	9.61	0	8.28	1
8	Kobayashi, Larry	162.43	43	0	3	0	9.51	2	4.47	0	18.06	1	8.49	0	5.98	0	15.11	17	11.40	10	8.23	1	6.93	0	18.06	4	22.08	6	2.86	0	16.71	1	9.04	1	5.50	0
9	Pitha, Deb	237.53	66	1	0	0	13.96	3	6.04	0	32.33	15	8.89	0	6.15	0	11.47	17	9.87	5	10.38	1	11.56	2	59.12	5	19.51	6	3.70	0	24.84	6	13.65	5	6.06	1

ESR - Enhanced Service Revolver

ESR - Master

DC	Pitha, Joseph	107.46	13	0	0	0	12.77	2	5.07	0	13.06	5	5.76	0	4.11	0	2.90	1	4.05	0	6.39	1	4.67	0	8.08	1	11.18	3	2.53	0	11.34	0	9.63	0	5.92	0
----	---------------	---------------	----	---	---	---	-------	---	------	---	-------	---	------	---	------	---	------	---	------	---	------	---	------	---	------	---	-------	---	------	---	-------	---	------	---	------	---

ESR - Marksman

1	Schneck, Walt	176.24	27	0	2	0	9.63	0	7.02	3	17.06	0	12.06	5	7.80	2	5.68	6	8.97	5	12.10	1	9.62	0	14.89	1	22.74	3	5.98	0	17.69	1	17.95	0	7.05	0
---	---------------	---------------	----	---	---	---	------	---	------	---	-------	---	-------	---	------	---	------	---	------	---	-------	---	------	---	-------	---	-------	---	------	---	-------	---	-------	---	------	---


SSR - Stock Service Revolver

SSR - Master

DC	Buckland, Craig	99.76	12	0	0	0	5.17	2	3.97	0	13.09	5	6.99	1	4.66	0	3.02	1	2.32	0	6.66	0	3.94	0	11.41	2	12.14	0	2.35	0	12.50	1	6.59	0	4.95	0
----	-----------------	--------------	----	---	---	---	------	---	------	---	-------	---	------	---	------	---	------	---	-------------	---	------	---	------	---	-------	---	-------	---	------	---	-------	---	------	---	------	---

SSR - Sharpshooter

1	Hosage, Stephen	121.61	30	0	1	0	4.50	0	4.10	1	15.55	7	6.39	0	4.58	1	4.67	3	5.89	5	11.96	2	5.39	0	10.36	3	16.17	8	2.56	0	14.90	0	9.49	0	5.10	0
2	Kirkpatrick, Tim	124.26	28	0	0	0	6.31	2	4.22	1	13.18	0	5.92	0	5.27	2	5.01	1	6.32	5	10.60	7	5.33	0	11.23	2	17.59	6	2.61	0	15.93	0	9.72	2	5.02	0
3	Fry Sr, Gary A.	168.15	20	0	1	1	15.50	6	4.99	0	15.51	0	11.68	0	6.05	1	6.10	5	8.61	0	11.88	0	9.33	1	14.18	0	16.18	4	5.38	0	24.02	0	9.39	0	9.35	3



WBRP Arctic Blast

January 9, 2010

All Shooters




Match --Penalties--
 Score PD NT PE FN

Stage 1 Stage 2 Stage 3 Stage 4 Stage 5 Stage 6 Stage 7 Stage 8 Stage 9 Stage 10 Stage 11 Stage 12 Stage 13 Stage 14 Stage 15

SSR - Marksman

	Match Score	PD	NT	PE	FN	Stage 1	Stage 2	Stage 3	Stage 4	Stage 5	Stage 6	Stage 7	Stage 8	Stage 9	Stage 10	Stage 11	Stage 12	Stage 13	Stage 14	Stage 15
1 Wright, John	146.01	35	0	0	0	9.00 6	4.40 0	17.22 0	7.18 0	5.68 1	4.49 3	4.76 0	10.37 6	12.06 11	14.24 4	17.84 2	2.90 0	16.68 1	13.54 1	5.65 0
2 Critser, Mike	147.09	37	0	1	0	5.94 2	4.66 0	17.58 1	13.06 6	5.04 0	4.70 4	7.56 0	11.42 2	8.43 5	13.25 5	17.45 6	3.17 0	16.11 1	12.03 4	6.69 1



WBRP Arctic Blast January 9, 2010

All Shooters



Total Match Penalties:

Target Points Down (PD) - 2,432
Hits on Non-Threats (NT) - 3
Procedural Errors (PE) - 55
Failures to Neutralize (FN) - 4

Key to Penalties:

PD = Target Points Down. Each point down adds 1/2 second to your score.
NT = Hit on Non Threat target. Each HNT adds 5 seconds to your score.
PE = Procedural Error. Each adds 3 seconds to your score.
FN = Failure to Neutralize (no hits in the 0 or -1 zone) Each adds 5 seconds to your score.

Key to Abbreviations:

CDP = **Custom Defensive Pistol**, such as 1911. Must be .45 ACP with maximum magazine load of 8 rounds
ESP = **Enhanced Service Pistol**, single action or SA/DA such as H&K P7 or CZ-75 or Springfield XD
SSP = **Stock Service Pistol**, double action or 'Safe Action' such as Glock or SIG
ESR = **Enhanced Service Revolver**, rimmed or rimless ammo, full moon clip, power factor of 165,000
SSR = **Stock Service Revolver**, rimmed case ammo, no full moon clips