


2010 AR STATE May 22, 2010

All Shooters


	Match Score	--- Penalties ---					Stage 1	Stage 2	Stage 3	Stage 4	Stage 5	Stage 6	Stage 7	Stage 8	Stage 9	Stage 10	Stage 11	Stage 12	Stage 13	
		PD	NT	PE	FN	FTDR														
CDP - Master																				
1	Matt Sims	189.27	36	0	1	1	0	13.66 (4)	22.26 (3)	13.26 (1)	15.39 (8)	9.63(3)	24.43 (3)	19.62 (6)	6.13 (1)	6.58 (0)	15.41 (2)	17.32 (2)	12.06 (1)	13.52 (2)
2	Eric Fuson	189.97	28	0	1	0	0	14.12 (2)	19.16 (1)	11.87(0)	12.88(1)	10.16 (3)	29.89 (6)	14.66 (5)	6.57 (1)	6.52 (1)	18.06 (2)	22.56 (5)	10.57(0)	12.95 (1)
3	Ray Gardocki	233.82	73	2	0	0	0	20.11 (17)	26.28 (11)	13.38 (5)	18.08 (13)	11.05 (1)	24.18 (2)	25.28 (5)	9.79 (2)	7.17 (1)	22.89 (2)	29.98 (9)	11.16 (3)	14.47 (2)
CDP - Expert																				
1	Mike Rys	230.50	52	1	1	0	0	18.26 (5)	23.58 (4)	19.46 (3)	20.93 (11)	11.29 (2)	27.65 (2)	22.45 (5)	6.96 (0)	8.29 (3)	20.33 (5)	21.77 (5)	13.39 (3)	16.14 (4)
2	Mike Sisk	231.55	52	0	3	0	0	18.71 (8)	26.52 (7)	13.20 (2)	14.16 (0)	14.24 (6)	31.64 (11)	17.49 (6)	5.82(1)	11.41 (2)	16.69 (2)	21.36 (2)	23.77 (0)	16.54 (5)
3	Robert Walker	257.57	42	0	0	0	0	19.69 (2)	26.52 (3)	14.79 (1)	16.62 (8)	12.93 (0)	37.02 (2)	18.36 (5)	11.55 (1)	10.22 (4)	29.62 (4)	25.01 (3)	14.82 (1)	20.42 (8)
4	Greg Brose	259.80	59	1	2	2	0	28.18 (14)	24.37 (3)	18.57 (2)	18.13 (3)	12.76 (5)	32.66 (4)	19.60 (9)	7.24 (1)	7.62 (3)	23.36 (4)	23.08 (2)	18.41 (1)	25.82 (8)
5	Keith Templeton	267.18	34	2	0	0	0	21.10 (5)	33.76 (1)	16.19 (0)	22.26 (1)	13.81 (2)	28.19 (3)	23.37 (6)	10.03 (2)	8.08 (2)	27.99 (9)	21.51 (0)	17.96 (0)	22.93 (3)
6	Neal Clayton	269.52	76	0	0	2	0	18.57 (7)	29.98 (12)	13.57 (1)	20.39 (5)	13.99 (5)	49.88 (14)	30.47 (11)	11.21 (2)	8.28 (2)	16.12 (3)	25.96 (8)	12.56 (1)	18.54 (5)
7	Wade Reaves	278.14	64	0	0	1	0	24.48 (16)	31.64 (7)	23.89 (2)	29.20 (7)	14.93 (4)	35.80 (10)	29.00 (9)	6.55 (1)	7.96 (2)	15.21 (1)	23.40 (1)	17.17 (1)	18.91 (3)
8	Bob Briggs	280.84	49	1	0	2	0	28.70 (11)	25.38 (3)	16.13 (3)	22.97 (7)	15.15 (1)	56.19 (11)	25.33 (6)	9.71 (1)	8.56 (1)	16.76 (0)	23.69 (2)	15.09 (1)	17.18 (2)
9	Myrin Young	282.00	59	3	1	0	0	17.76 (8)	32.59 (11)	14.42 (4)	18.60 (1)	12.53 (0)	33.98 (4)	26.83 (15)	9.86 (3)	10.35 (2)	39.85 (3)	24.65 (5)	15.84 (1)	24.74 (2)
	Cody Ray	DQ																		
CDP - Sharpshooter																				
1	Michael Walls	234.81	40	0	0	0	0	20.31 (3)	25.04 (6)	15.42 (5)	16.17 (5)	11.07 (2)	29.90 (1)	18.34 (3)	8.99 (4)	8.20 (2)	26.19 (1)	21.74 (4)	15.64 (3)	17.80 (1)
2	Don Baker	259.86	53	0	0	1	0	26.33 (10)	24.17 (3)	15.09 (2)	23.58 (12)	14.13 (2)	30.60 (1)	25.82 (8)	8.09 (1)	9.33 (2)	24.21 (3)	26.24 (4)	15.98 (1)	16.29 (4)
3	Dennis Doti	264.16	29	0	1	0	0	20.19 (4)	26.62 (3)	15.97 (2)	21.35 (8)	16.28 (0)	33.47 (1)	25.05 (3)	7.40 (0)	9.33 (2)	28.98 (3)	21.63 (1)	17.72 (0)	20.17 (2)
4	Charles Morris	269.16	65	1	0	0	0	20.40 (6)	32.68 (6)	16.09 (7)	19.09 (1)	16.01 (7)	52.35 (8)	21.84 (3)	10.27 (7)	8.96 (5)	15.78 (3)	24.12 (5)	15.73 (3)	15.84 (4)
5	Bradley Ludolph	293.37	81	1	1	1	0	15.89 (2)	28.31 (7)	24.83 (11)	21.72 (4)	23.88 (4)	38.27 (10)	23.83 (21)	11.20 (5)	22.84 (2)	19.97 (5)	27.35 (6)	17.81 (2)	17.47 (2)
6	Michael Holland	294.47	63	0	1	0	0	21.78 (4)	34.56 (10)	17.15 (4)	20.00 (4)	14.87 (2)	33.79 (6)	29.87 (17)	9.13 (1)	9.98 (3)	43.69 (3)	25.59 (5)	16.00 (2)	18.06 (2)
7	Jeb Burnett	301.92	59	3	1	1	0	18.81 (5)	29.84 (8)	23.12 (4)	31.39 (10)	13.94 (2)	32.38 (5)	38.49 (8)	9.28 (1)	13.19 (2)	24.04 (5)	22.46 (6)	21.58 (1)	23.40 (2)
8	Dan Welter	302.92	64	0	2	2	0	21.61 (6)	32.96 (2)	17.48 (2)	19.32 (5)	14.07 (0)	41.40 (8)	33.96 (17)	12.81 (1)	12.78 (0)	17.79 (1)	36.64 (15)	21.04 (2)	21.06 (5)
9	Rick Nitschke	303.67	82	2	1	0	0	23.84 (8)	34.76 (15)	18.44 (2)	25.76 (12)	14.78 (0)	43.62 (12)	25.68 (14)	9.84 (0)	8.40 (0)	23.46 (2)	30.66 (4)	18.27 (2)	26.16 (11)
10	Jonathan Perry	317.44	74	1	1	1	0	30.37 (15)	36.02 (12)	16.27 (0)	19.49 (2)	17.02 (4)	40.45 (1)	24.44 (7)	12.09 (7)	16.32 (3)	30.05 (5)	28.58 (3)	18.80 (3)	27.54 (12)
11	Perry Henderson	353.59	93	2	0	2	0	30.88 (13)	31.74 (6)	24.79 (3)	30.90 (14)	21.91 (5)	48.38 (5)	37.76 (14)	22.07 (14)	10.29 (2)	19.91 (3)	29.58 (6)	22.37 (4)	23.01 (4)
12	Richard Davis	368.35	82	2	0	3	0	40.51 (15)	28.67 (2)	21.00 (5)	23.64 (4)	25.26 (1)	46.32 (13)	34.67 (8)	15.71 (2)	11.23 (3)	50.15 (9)	29.22 (8)	15.89 (1)	26.08 (11)
13	Ron Denton	504.25	80	0	3	3	0	41.60 (11)	64.16 (9)	19.15 (3)	33.50 (9)	21.51 (2)	45.33 (3)	54.70 (17)	19.19 (0)	34.79 (0)	68.51 (7)	37.24 (14)	38.54 (3)	26.03 (2)
	Walls Michael	DNF	(0) (0) (0) (0) (0) (0) (0) (0) (0) (0) (0) (0) (0) (0) (0) (0)																	
	Brad Rudolph	DNF	(0) (0) (0) (0) (0) (0) (0) (0) (0) (0) (0) (0) (0) (0) (0) (0)																	



2010 AR STATE May 22, 2010

All Shooters


	Match Score	--- Penalties ---					Stage 1	Stage 2	Stage 3	Stage 4	Stage 5	Stage 6	Stage 7	Stage 8	Stage 9	Stage 10	Stage 11	Stage 12	Stage 13
		PD	NT	PE	FN	FTDR													
CDP - Marksman																			
1 Brian Bigelow	254.90	79	0	1	0	0	18.06 (9)	28.15 (10)	14.24 (2)	15.03 (2)	21.25 (17)	27.53 (4)	22.11 (8)	6.86 (0)	6.60 (0)	26.86 (5)	32.27 (10)	15.25 (4)	20.69 (8)
2 David Scruggs	279.63	51	2	1	0	0	16.27 (2)	37.95 (19)	19.29 (4)	26.61 (1)	14.43 (2)	30.51 (2)	33.29 (12)	10.59 (0)	8.04 (0)	14.34 (2)	21.88 (2)	21.71 (3)	24.72 (2)
3 Abraham Reyes	298.94	48	0	0	0	0	24.88 (10)	36.52 (12)	18.21 (2)	22.72 (3)	15.82 (5)	44.85 (0)	22.80 (1)	8.69 (2)	6.53 (0)	35.21 (0)	25.78 (4)	14.84 (4)	22.09 (5)
4 Richard England	308.31	62	2	0	0	0	29.42 (14)	31.39 (5)	22.64 (4)	21.31 (9)	14.96 (1)	48.10 (1)	23.59 (7)	14.83 (10)	9.00 (1)	29.44 (1)	27.74 (2)	16.29 (3)	19.60 (4)
5 Mike Carter	342.20	90	1	2	3	0	35.80 (15)	36.93 (9)	19.04 (1)	22.92 (7)	19.28 (1)	45.43 (9)	36.76 (16)	13.22 (5)	10.36 (3)	21.98 (4)	35.83 (7)	17.35 (2)	27.30 (11)
6 Danna Mills	361.19	82	3	0	0	0	22.81 (10)	33.90 (9)	18.16 (4)	26.62 (8)	22.77 (9)	44.92 (3)	27.30 (6)	13.02 (3)	11.37 (5)	35.20 (4)	36.96 (11)	47.46 (7)	20.70 (3)
7 Perry Hoffman	380.77	116	3	3	3	0	34.92 (18)	36.41 (14)	19.99 (5)	32.82 (19)	23.67 (3)	47.70 (5)	32.49 (9)	16.23 (11)	11.29 (4)	31.10 (2)	36.98 (13)	23.64 (3)	33.53 (10)
8 Angela Swenson	389.45	97	2	0	3	0	29.72 (7)	43.86 (11)	22.78 (8)	24.70 (7)	28.11 (3)	38.85 (10)	32.33 (10)	14.50 (2)	11.50 (1)	40.14 (4)	50.15 (27)	23.40 (2)	29.41 (5)
CDP - Novice																			
1 Jerry Aycock	457.51	97	2	4	2	0	26.00 (10)	44.09 (15)	25.61 (2)	53.79 (12)	20.84 (4)	53.81 (8)	38.15 (12)	18.14 (7)	18.50 (0)	47.72 (5)	53.48 (14)	27.45 (1)	29.93 (7)
Glenn Baker	DNF						(0)	(0)	(0)	(0)	(0)	(0)	(0)	(0)	(0)	(0)	(0)	(0)	(0)
ESP - Master																			
1 Morgan Allen	183.18	24	1	0	1	0	13.32 (2)	18.35(1)	15.28 (0)	16.98 (4)	9.72 (2)	23.52 (2)	22.53 (9)	6.02 (0)	6.57 (1)	12.72(1)	14.24(0)	10.95 (0)	12.98 (2)
2 Michael Cusanelli	199.20	37	0	1	0	0	14.67 (3)	21.68 (5)	12.28 (1)	17.31 (7)	11.85 (2)	24.98 (3)	22.07 (5)	7.94 (0)	7.57 (2)	15.08 (4)	19.40 (2)	11.76 (2)	12.61 (1)
3 Mike Monk	213.96	23	0	0	0	0	18.32 (1)	23.39 (3)	13.01 (2)	17.38 (4)	11.38 (2)	28.50 (3)	21.07 (1)	7.69 (0)	8.22 (1)	20.05 (2)	18.25 (3)	13.52 (0)	13.18 (1)
4 Scott Randolph	219.15	40	1	0	0	0	18.77 (6)	21.95 (4)	13.73 (2)	19.29 (8)	10.94 (1)	24.76 (2)	18.56 (4)	10.24 (6)	6.96 (1)	21.33 (0)	21.55 (1)	16.20 (3)	14.87 (2)
5 Larry Hill	231.85	54	0	0	1	0	26.87 (16)	25.20 (11)	13.47 (1)	22.62 (3)	12.21 (3)	27.23 (7)	20.27 (3)	7.86 (1)	7.34 (0)	24.63 (1)	16.74 (1)	12.77 (2)	14.64 (5)
ESP - Expert																			
1 Matthew McArthur	212.75	58	1	0	0	0	18.64 (9)	21.13 (9)	12.70 (1)	13.07 (3)	10.34 (1)	28.31 (3)	21.50 (4)	6.01 (0)	6.49 (2)	22.50 (1)	21.20 (10)	14.46 (8)	16.40 (7)
2 Michael Cyrwus	215.99	31	1	1	0	0	14.11 (5)	26.88 (7)	13.73 (2)	16.54 (1)	12.29 (1)	24.11 (3)	24.47 (6)	9.13 (0)	7.11 (1)	15.86 (1)	20.36 (1)	19.37 (3)	12.03(0)
3 Wayne Ritchie	216.12	43	0	1	0	0	19.22 (7)	21.49 (5)	13.17 (1)	15.02 (1)	12.11 (3)	26.59 (6)	20.75 (3)	6.23 (1)	10.33 (2)	17.06 (2)	22.08 (8)	14.62 (0)	17.45 (4)
4 Evan Mills	227.68	77	2	1	1	0	12.42(2)	18.74 (5)	14.88 (10)	19.59 (0)	16.20 (1)	33.62 (12)	28.83 (9)	9.61 (7)	12.73 (6)	14.84 (5)	20.72 (10)	12.36 (2)	13.14 (8)
5 Brandon Edens	230.44	73	1	0	2	0	16.19 (7)	21.28 (5)	12.98 (3)	16.06 (3)	12.18 (2)	29.35 (9)	27.92 (11)	18.13 (11)	7.68 (3)	14.90 (1)	21.71 (11)	14.75 (5)	17.31 (2)
6 Heath Krier	237.98	77	1	0	1	0	18.93 (8)	22.92 (9)	16.35 (5)	15.11 (6)	14.20 (2)	30.89 (13)	29.56 (13)	8.62 (7)	7.44 (1)	19.92 (7)	18.85 (4)	16.57 (1)	18.62 (1)
7 Jason Davis	239.82	90	2	0	1	0	23.82 (13)	23.34 (11)	14.45 (4)	25.38 (22)	21.59 (4)	19.91(2)	19.86 (9)	7.62 (5)	13.35 (3)	19.04 (4)	18.50 (8)	13.80 (1)	19.16 (4)
8 Patrick Holsted	249.48	71	1	0	2	0	16.64 (9)	24.85 (10)	16.66 (6)	24.02 (9)	10.27 (2)	47.80 (21)	16.61 (7)	8.93 (0)	11.73 (2)	16.26 (3)	24.78 (1)	14.95 (1)	15.98 (0)
9 Ryan Reed	251.93	59	1	0	1	0	22.23 (12)	25.32 (9)	15.55 (2)	23.04 (10)	14.32 (3)	38.53 (13)	25.34 (4)	9.28 (1)	8.51 (2)	18.68 (1)	19.49 (1)	15.85 (0)	15.79 (1)
10 Bill Kralis	251.96	64	0	0	3	0	32.79 (16)	23.07 (2)	15.87 (1)	20.85 (12)	12.87 (1)	25.87 (1)	25.14 (9)	10.68 (0)	9.68 (2)	15.52 (2)	19.62 (2)	13.81 (1)	26.19 (15)
11 Frederick Haring	255.14	35	1	3	0	0	20.35 (3)	26.37 (7)	16.10 (1)	20.38 (11)	18.99 (1)	38.82 (1)	28.93 (2)	7.06 (0)	10.76 (1)	16.43 (0)	19.28 (2)	14.26 (0)	17.41 (6)
12 Ernie Heath	279.46	98	3	4	2	0	24.05 (11)	23.99 (10)	16.22 (3)	27.69 (10)	11.98 (2)	35.61 (10)	33.88 (18)	13.21 (8)	11.62 (5)	16.88 (4)	25.19 (9)	12.22 (0)	26.92 (8)



2010 AR STATE May 22, 2010

All Shooters


	Match Score	--- Penalties ---					Stage 1	Stage 2	Stage 3	Stage 4	Stage 5	Stage 6	Stage 7	Stage 8	Stage 9	Stage 10	Stage 11	Stage 12	Stage 13
		PD	NT	PE	FN	FTDR													
ESP - Sharpshooter																			
1 Haneesh Bagga	212.68	35	0	2	0	0	16.82 (2)	23.51 (5)	14.15 (4)	15.73 (6)	13.26 (2)	29.75 (2)	18.45 (6)	6.35 (0)	7.56 (1)	20.31 (3)	20.58 (2)	12.82 (0)	13.39 (2)
2 Scott Cantwell	227.01	70	1	1	0	0	18.33 (5)	30.91 (13)	16.94 (9)	20.64 (7)	14.11 (4)	22.20 (2)	15.51 (5)	11.86 (6)	8.18 (3)	24.63 (5)	14.63 (2)	16.21 (4)	12.86 (5)
3 Dave Swain	238.06	59	2	1	0	0	21.80 (7)	25.35 (8)	18.17 (5)	17.36 (3)	17.42 (2)	26.86 (1)	20.18 (8)	10.23 (8)	7.92 (0)	14.47 (2)	19.90 (6)	14.02 (1)	24.38 (8)
4 Ricky Gilbert	251.73	70	0	1	2	0	19.41 (8)	21.02 (2)	16.08 (3)	16.69 (7)	15.36 (3)	39.39 (13)	35.38 (13)	10.33 (5)	7.94 (3)	20.69 (2)	21.91 (9)	13.57 (0)	13.96 (2)
5 Brooks Handly	265.48	94	0	1	1	0	23.44 (8)	26.85 (10)	18.29 (10)	21.26 (8)	15.11 (5)	29.94 (8)	29.92 (18)	12.68 (10)	7.49 (1)	19.39 (4)	19.98 (2)	21.93 (3)	19.20 (7)
6 Tim Hopper	276.41	68	1	0	2	0	17.93 (3)	25.73 (6)	21.69 (2)	25.88 (15)	13.61 (1)	62.78 (18)	17.56 (4)	9.19 (0)	9.20 (0)	17.91 (3)	21.88 (4)	15.77 (5)	17.28 (7)
7 Chandler Lafrain	283.08	54	0	4	0	0	24.53 (11)	27.12 (6)	19.83 (5)	26.23 (5)	19.22 (2)	30.46 (3)	24.86 (9)	11.16 (0)	14.55 (1)	22.06 (4)	29.19 (4)	16.39 (1)	17.48 (3)
8 Paul Davis	288.92	57	0	0	1	0	32.30 (17)	30.64 (6)	19.00 (3)	19.21 (0)	15.80 (3)	32.64 (9)	25.89 (5)	13.09 (7)	10.65 (1)	26.22 (1)	22.35 (1)	22.17 (0)	18.96 (4)
9 Ted Smethers	289.69	81	1	0	2	0	27.24 (18)	34.73 (20)	15.58 (2)	30.41 (13)	12.86 (2)	32.82 (3)	21.95 (8)	10.85 (1)	11.20 (0)	17.46 (5)	22.83 (4)	27.85 (1)	23.91 (4)
10 Chuck Owens	292.65	83	0	1	2	0	20.31 (10)	23.42 (7)	16.25 (1)	21.34 (8)	26.76 (5)	35.29 (8)	22.97 (4)	8.78 (3)	15.47 (13)	32.80 (6)	20.86 (10)	33.34 (3)	15.06 (5)
11 Roger Saurage	304.45	85	1	1	2	0	17.32 (2)	29.90 (6)	26.08 (10)	22.25 (11)	14.75 (2)	31.35 (2)	33.39 (18)	12.05 (3)	8.87 (0)	45.24 (12)	25.72 (8)	19.31 (6)	18.22 (5)
12 Paul Barrett	318.01	87	0	1	2	0	29.42 (10)	31.63 (13)	24.31 (6)	30.45 (16)	18.51 (5)	45.95 (10)	23.90 (3)	13.81 (9)	8.89 (1)	30.94 (3)	26.09 (3)	16.67 (1)	17.44 (7)
13 Calvin Hummel	323.21	90	2	1	2	0	26.46 (11)	32.41 (12)	15.66 (1)	20.36 (5)	17.83 (0)	48.27 (18)	29.43 (14)	8.33 (0)	13.05 (2)	30.20 (4)	28.69 (8)	24.31 (5)	28.21 (10)
Ron Johnston	DNF						(0)	(0)	(0)	(0)	(0)	(0)	(0)	(0)	(0)	(0)	(0)	(0)	(0)
David Homoney	DQ																		



2010 AR STATE May 22, 2010

All Shooters


	Match Score	--- Penalties ---					Stage 1	Stage 2	Stage 3	Stage 4	Stage 5	Stage 6	Stage 7	Stage 8	Stage 9	Stage 10	Stage 11	Stage 12	Stage 13	
		PD	NT	PE	FN	FTDR														
ESP - Marksman																				
1	Larry Grimes	277.15	60	2	1	2	0	19.78 (5)	30.53 (4)	18.61 (6)	20.92 (3)	19.59 (2)	33.78 (3)	21.23 (7)	13.93 (8)	9.26 (1)	27.72 (5)	19.04 (1)	17.33 (2)	25.43 (13)
2	Bobby Mcnees	300.28	41	0	3	1	0	40.22 (10)	28.23 (1)	15.70 (1)	23.31 (10)	17.52 (0)	38.74 (1)	20.48 (5)	13.39 (3)	10.46 (1)	19.67 (0)	25.74 (4)	26.28 (2)	20.54 (3)
3	Jason England	301.62	82	1	2	1	0	25.59 (2)	31.50 (10)	18.27 (0)	26.27 (18)	17.57 (2)	37.32 (6)	32.47 (14)	11.29 (3)	10.09 (6)	23.37 (4)	24.75 (10)	23.72 (3)	19.41 (4)
4	Jeff Melton	301.90	63	0	1	1	0	23.45 (5)	31.77 (6)	17.22 (2)	30.98 (14)	18.01 (4)	42.51 (10)	23.55 (6)	14.55 (3)	8.67 (1)	18.05 (2)	28.86 (6)	22.32 (1)	21.96 (3)
5	Mike Plato	309.72	93	4	0	4	0	33.63 (15)	22.26 (2)	23.03 (1)	26.08 (12)	21.56 (4)	34.85 (6)	39.69 (16)	10.22 (4)	10.35 (2)	17.09 (4)	34.77 (21)	17.28 (1)	18.91 (5)
6	David Habig	335.34	84	2	2	1	0	24.79 (15)	29.77 (14)	27.71 (8)	28.94 (11)	17.19 (1)	45.81 (9)	23.44 (4)	11.09 (2)	8.47 (0)	40.60 (5)	34.77 (3)	20.14 (2)	22.62 (10)
7	Joe Allen	351.18	122	2	1	3	0	29.36 (11)	37.35 (6)	20.46 (4)	28.06 (14)	20.67 (2)	44.60 (11)	26.60 (9)	11.51 (8)	21.71 (15)	24.29 (8)	33.87 (16)	24.62 (2)	28.08 (16)
8	Jason Kuns	358.28	110	2	1	5	0	29.18 (14)	31.59 (11)	27.25 (11)	23.84 (13)	20.31 (3)	42.57 (10)	27.51 (10)	11.56 (0)	17.39 (4)	35.48 (6)	32.48 (14)	27.25 (5)	31.87 (9)
9	Goose Changose	367.56	84	3	2	2	0	23.01 (7)	30.52 (16)	39.53 (12)	34.59 (4)	18.73 (4)	39.09 (10)	29.43 (10)	12.95 (2)	13.12 (3)	42.61 (2)	21.24 (0)	23.98 (2)	38.76 (12)
10	Gil Hunt	368.62	62	2	2	0	0	25.34 (10)	35.35 (11)	34.02 (7)	28.66 (1)	22.32 (1)	46.55 (0)	31.44 (11)	11.76 (0)	9.75 (1)	40.38 (3)	35.03 (9)	24.99 (4)	23.03 (4)
11	Roxanne Hill	373.08	97	0	0	2	0	24.34 (8)	35.11 (11)	23.98 (8)	30.68 (12)	19.50 (4)	53.91 (12)	42.80 (12)	15.68 (8)	12.20 (4)	38.77 (5)	26.76 (5)	22.51 (4)	26.84 (4)
12	Chad Holmes	374.16	69	2	0	0	0	26.56 (5)	30.32 (9)	18.47 (2)	26.86 (1)	23.03 (1)	50.80 (9)	27.39 (9)	22.54 (4)	9.71 (1)	43.15 (4)	54.52 (11)	21.99 (6)	18.82 (7)
13	Paul Bedard	394.45	56	1	2	1	0	36.64 (12)	34.82 (2)	26.21 (1)	29.10 (12)	24.21 (3)	49.44 (11)	27.76 (7)	13.36 (1)	14.07 (2)	44.87 (1)	41.21 (1)	26.65 (0)	26.11 (3)
14	Iris Grimes	394.63	118	1	4	2	0	31.10 (12)	31.99 (13)	25.02 (3)	31.15 (7)	16.94 (4)	72.01 (14)	35.47 (13)	13.53 (3)	14.38 (8)	30.10 (10)	29.88 (11)	22.35 (0)	40.71 (20)
15	Judith Haring	466.52	180	4	1	4	1	38.23 (17)	38.65 (11)	31.77 (12)	51.09 (31)	24.91 (6)	58.90 (13)	46.93 (18)	12.54 (3)	13.93 (6)	40.66 (12)	52.98 (29)	25.01 (9)	30.92 (13)
	Josh Hyatt	DNF						(0)	(0)	(0)	(0)	(0)	(0)	(0)	(0)	(0)	(0)	(0)	(0)	(0)
	Jeb Shepherd	DNF						(0)	(0)	(0)	(0)	(0)	(0)	(0)	(0)	(0)	(0)	(0)	(0)	(0)
	Toby Mauk	DQ																		
	Herbert King	DQ																		
ESP - Novice																				
1	Garrett Wilkerson	382.97	137	0	1	3	0	31.54 (10)	33.46 (18)	27.30 (9)	33.14 (21)	20.72 (2)	37.96 (5)	33.20 (10)	13.84 (1)	21.41 (11)	39.85 (9)	43.76 (22)	24.32 (10)	22.47 (9)
2	Rick Wilkerson	410.05	82	0	2	3	0	34.54 (10)	41.70 (14)	29.59 (4)	28.57 (4)	23.04 (1)	58.90 (12)	38.44 (11)	13.81 (2)	12.64 (1)	52.92 (4)	31.14 (7)	26.41 (2)	18.35 (10)
3	Michael Gill	523.28	150	3	2	6	0	52.19 (13)	47.49 (13)	33.84 (10)	40.89 (22)	29.46 (5)	56.38 (10)	56.70 (29)	18.77 (7)	15.54 (5)	41.08 (6)	53.90 (21)	30.46 (5)	46.58 (4)
4	Elka King	532.98	121	1	4	3	0	44.41 (11)	58.01 (19)	28.82 (3)	47.52 (15)	39.17 (0)	64.69 (17)	46.39 (9)	17.00 (9)	18.24 (3)	33.24 (2)	61.39 (7)	33.30 (9)	40.80 (17)
SSP - Master																				
1	Rick Watkins	207.85	45	1	2	0	0	13.32 (1)	20.10 (3)	18.47 (2)	15.07 (2)	11.94 (1)	29.67 (9)	16.67 (3)	6.17 (1)	10.82 (1)	20.03 (4)	16.19 (5)	14.67 (6)	14.73 (7)
2	Ac Nohsey	208.47	73	2	0	0	0	14.91 (7)	23.26 (13)	17.33 (5)	17.32 (10)	11.99 (1)	28.25 (3)	23.24 (9)	6.81 (4)	8.15 (1)	14.10 (4)	14.99 (3)	15.07 (6)	13.05 (7)
3	Mike Alexander	214.52	39	0	0	0	0	15.74 (3)	23.21 (4)	16.46 (3)	18.79 (1)	10.81 (1)	27.89 (4)	21.82 (10)	14.81 (2)	6.48(0)	16.24 (9)	16.57 (1)	13.41 (0)	12.29 (1)
4	Paul Stiedle	265.21	51	1	1	1	0	29.58 (12)	31.43 (12)	18.34 (6)	18.40 (2)	11.78 (0)	32.62 (1)	20.64 (8)	6.86 (1)	7.72 (1)	24.69 (1)	25.31 (3)	15.57 (2)	22.27 (2)



2010 AR STATE May 22, 2010

All Shooters


	Match Score	--- Penalties ---					Stage 1	Stage 2	Stage 3	Stage 4	Stage 5	Stage 6	Stage 7	Stage 8	Stage 9	Stage 10	Stage 11	Stage 12	Stage 13
		PD	NT	PE	FN	FTDR													
SSP - Expert																			
1 Mike Cooper	207.58	62	0	1	0	0	18.04 (13)	20.66 (9)	12.56 (2)	22.17 (3)	14.44 (5)	26.29 (6)	18.87 (8)	6.44 (1)	6.83 (2)	14.95 (4)	22.16 (3)	11.68 (2)	12.49 (4)
2 Greg Bell	226.94	48	2	1	1	0	12.84 (2)	24.19 (10)	13.37 (3)	18.50 (0)	11.86 (3)	29.95 (4)	18.55 (3)	9.50 (1)	10.55 (3)	20.15 (5)	14.65 (3)	20.86 (3)	21.97 (8)
3 Mark Boeckman	229.80	38	1	0	0	0	19.61 (6)	24.11 (6)	14.31 (1)	19.76 (2)	12.94 (3)	33.03 (4)	18.79 (5)	5.99 (0)	7.35 (1)	19.08 (4)	17.25 (2)	20.50 (1)	17.08 (3)
4 Steve Freeman	234.08	57	0	1	0	0	18.51 (8)	22.44 (2)	21.16 (6)	24.11 (8)	18.30 (10)	26.37 (8)	22.91 (5)	7.13 (0)	8.16 (1)	17.61 (1)	17.97 (3)	14.73 (2)	14.68 (3)
5 Scott Lewis	236.38	46	0	1	0	0	18.13 (2)	27.76 (5)	16.01 (3)	19.28 (6)	12.41 (1)	28.24 (1)	25.05 (4)	10.41 (3)	8.06 (0)	18.22 (7)	19.70 (5)	15.41 (2)	17.70 (7)
6 Larry Powell	240.39	46	0	0	0	0	15.77 (1)	23.73 (10)	15.16 (5)	15.44 (3)	11.67 (1)	27.40 (5)	26.55 (3)	7.37 (1)	10.11 (6)	33.74 (2)	18.11 (2)	14.67 (1)	20.67 (6)
7 Dave Adolfston	240.49	62	1	0	0	0	20.95 (8)	25.18 (11)	16.12 (2)	27.48 (7)	14.67 (4)	26.95 (1)	19.04 (6)	11.21 (2)	7.03 (1)	19.74 (4)	21.68 (8)	18.01 (4)	12.43 (4)
8 Archie Kirchner	243.85	44	0	0	0	0	21.52 (3)	25.49 (1)	16.45 (3)	16.78 (3)	13.68 (2)	36.52 (3)	25.20 (9)	9.66 (7)	8.47 (1)	18.21 (4)	21.10 (5)	16.47 (1)	14.30 (2)
9 Joel Humphrey	248.57	58	0	1	1	0	25.43 (6)	22.03 (5)	18.34 (3)	22.11 (15)	11.97 (1)	39.06 (7)	19.63 (6)	6.82 (1)	11.38 (2)	22.41 (4)	19.70 (7)	15.83 (0)	13.86 (1)
10 Dan Warner	249.66	74	0	0	1	0	24.40 (17)	24.43 (3)	14.75 (2)	18.62 (3)	11.75 (3)	27.61 (1)	20.56 (5)	13.54 (10)	8.53 (2)	22.99 (6)	20.65 (6)	14.00 (2)	27.83 (14)
11 Al Liczwek	258.70	61	2	0	0	0	17.57 (3)	26.21 (10)	15.73 (6)	22.76 (1)	15.12 (3)	35.11 (10)	24.00 (8)	10.69 (4)	8.41 (3)	30.43 (3)	19.69 (5)	14.01 (4)	18.97 (1)
12 Mike Konkle	261.14	92	1	3	2	0	21.24 (6)	22.23 (6)	19.67 (15)	22.71 (5)	13.18 (1)	41.61 (12)	24.37 (12)	9.65 (5)	15.69 (11)	20.61 (3)	17.48 (1)	18.80 (8)	13.90 (7)
13 Don Cannon	268.24	63	0	0	0	1	22.62 (6)	28.08 (9)	16.31 (4)	38.77 (11)	12.23 (1)	26.12 (3)	20.91 (6)	10.23 (5)	7.55 (1)	25.10 (2)	21.48 (5)	17.66 (3)	21.18 (7)
14 Chris Stuart	309.27	92	2	1	4	0	25.67 (9)	24.73 (9)	15.14 (2)	24.90 (17)	13.32 (3)	48.89 (22)	32.69 (8)	11.21 (0)	9.26 (3)	36.03 (10)	16.24 (1)	15.06 (1)	36.13 (7)
15 John Abbott	368.21	43	3	2	0	0	24.73 (2)	41.23 (8)	21.04 (3)	27.26 (4)	22.87 (1)	47.75 (3)	32.53 (2)	9.41 (4)	13.15 (0)	22.99 (5)	33.79 (6)	33.50 (2)	37.96 (3)
Randy Richardson	DQ																		



2010 AR STATE May 22, 2010

All Shooters


	Match Score	--- Penalties ---					Stage 1	Stage 2	Stage 3	Stage 4	Stage 5	Stage 6	Stage 7	Stage 8	Stage 9	Stage 10	Stage 11	Stage 12	Stage 13
		PD	NT	PE	FN	FTDR													
SSP - Sharpshooter																			
1 Gregory Brose	214.50	72	0	0	0	0	19.98 (12)	20.66 (7)	13.48 (3)	14.32 (3)	12.24 (3)	26.13 (8)	18.85 (4)	10.36 (0)	8.26 (3)	21.18 (12)	19.19 (6)	15.67 (6)	14.18 (5)
2 Jeremy Newell	251.14	52	1	0	0	0	21.07 (11)	29.06 (10)	17.57 (3)	24.56 (3)	17.19 (1)	24.07 (1)	20.07 (5)	11.50 (6)	9.49 (0)	16.90 (1)	21.74 (6)	18.30 (0)	19.62 (5)
3 Dan Schwartz	254.10	63	1	0	1	0	20.33 (4)	26.95 (6)	19.25 (2)	17.52 (3)	15.34 (3)	28.53 (5)	14.01(11)	7.79 (0)	10.78 (4)	20.26 (3)	25.26 (6)	18.13 (3)	29.95 (13)
4 Alan Holmes	261.84	81	0	0	0	0	23.30 (13)	29.40 (7)	16.81 (3)	22.30 (17)	14.80 (3)	32.75 (4)	23.41 (8)	10.22 (1)	10.08 (6)	24.02 (3)	19.32 (4)	21.17 (10)	14.26 (2)
5 Robert Ray	275.80	62	2	1	1	0	17.53 (3)	24.95 (4)	18.15 (2)	22.06 (13)	20.30 (3)	36.58 (8)	22.19 (10)	11.58 (7)	9.71 (0)	33.02 (4)	20.35 (4)	17.57 (1)	21.81 (3)
6 Bob DuBois	278.88	37	0	3	0	0	20.32 (2)	27.96 (3)	17.94 (1)	22.66 (10)	16.53 (1)	34.27 (2)	24.21 (3)	20.97 (1)	8.71 (0)	20.35 (2)	23.91 (5)	15.94 (0)	25.11 (7)
7 Aaron Butler	287.71	109	0	4	0	0	21.99 (6)	28.29 (14)	22.10 (10)	19.68 (2)	15.89 (10)	34.25 (11)	27.36 (17)	10.21 (3)	8.28 (0)	25.09 (8)	33.57 (11)	19.31 (10)	21.69 (7)
8 Clarice Mcgregor	291.66	48	1	0	1	0	31.37 (12)	33.87 (3)	18.54 (1)	26.24 (15)	14.09 (1)	27.12 (2)	25.15 (5)	11.46 (1)	10.71 (0)	34.92 (1)	21.98 (3)	17.91 (0)	18.30 (4)
9 John Snider	299.50	49	1	0	0	0	22.24 (2)	34.52 (11)	18.94 (0)	25.48 (2)	15.30 (0)	43.56 (6)	25.36 (6)	11.47 (1)	8.95 (2)	25.59 (0)	25.27 (15)	17.56 (0)	25.26 (4)
10 Geof Schroeder	302.07	73	2	1	1	0	19.68 (5)	22.72 (1)	18.26 (3)	24.99 (15)	14.34 (1)	38.70 (2)	34.10 (12)	12.75 (2)	11.56 (0)	28.82 (3)	33.47 (23)	22.59 (3)	20.09 (3)
11 Len Griffin	306.31	87	1	2	0	0	21.63 (8)	31.29 (4)	25.84 (3)	32.20 (22)	13.40 (2)	34.15 (10)	22.49 (9)	6.59 (0)	13.61 (3)	27.22 (9)	38.18 (3)	20.19 (3)	19.52 (11)
12 John Konkle	315.91	99	1	1	1	0	21.41 (3)	27.77 (14)	29.18 (6)	29.70 (12)	16.13 (3)	36.53 (11)	27.00 (10)	17.00 (8)	10.36 (3)	24.60 (9)	29.00 (14)	21.71 (0)	25.52 (6)
13 Robert Sanchez	319.98	108	0	2	4	0	42.13 (26)	26.83 (7)	19.41 (7)	24.88 (11)	18.34 (1)	39.05 (1)	35.65 (22)	10.40 (4)	9.36 (2)	19.15 (5)	26.78 (9)	23.83 (4)	24.17 (9)
14 Bob Houston	325.70	64	2	4	0	0	30.26 (15)	27.09 (4)	17.40 (2)	26.66 (10)	19.27 (1)	54.19 (10)	30.82 (11)	9.10 (2)	8.24 (0)	30.19 (1)	23.69 (2)	25.88 (2)	22.91 (4)
15 Jason Hefley	336.62	89	1	3	0	0	31.40 (15)	26.49 (3)	18.23 (4)	26.30 (4)	15.77 (3)	40.60 (4)	30.34 (11)	11.23 (3)	12.54 (5)	42.14 (4)	41.96 (18)	18.56 (6)	21.06 (9)
16 Kim Powell	337.39	132	2	1	1	0	24.36 (12)	28.63 (15)	18.87 (6)	27.45 (15)	16.47 (6)	49.33 (10)	32.37 (10)	10.61 (6)	12.22 (8)	42.59 (12)	29.87 (16)	20.42 (8)	24.20 (8)
17 Justin Fegel	358.14	88	5	2	3	0	33.58 (11)	30.40 (8)	34.94 (5)	27.97 (5)	16.19 (0)	31.05 (1)	33.44 (12)	15.36 (8)	12.49 (2)	40.62 (12)	21.97 (3)	22.37 (1)	37.76 (20)
18 Wayne Johnston	360.31	100	1	0	2	0	42.94 (14)	32.02 (10)	22.59 (3)	34.37 (21)	17.85 (0)	35.32 (1)	42.90 (17)	12.64 (3)	9.95 (2)	26.59 (5)	31.28 (12)	26.21 (1)	25.65 (11)
19 Roy Goodwin	366.54	138	1	1	2	0	24.50 (8)	33.25 (17)	19.83 (8)	38.33 (38)	22.12 (6)	45.38 (6)	44.04 (10)	19.50 (13)	11.96 (3)	23.39 (1)	26.71 (12)	24.05 (5)	33.48 (11)
20 Howard Hurst	367.31	62	2	1	0	0	28.96 (6)	39.53 (4)	34.51 (2)	26.68 (10)	19.58 (1)	46.32 (10)	36.03 (10)	9.86 (2)	12.73 (5)	35.86 (2)	25.88 (4)	27.01 (0)	24.36 (6)
21 Christopher Cayo	430.98	54	2	7	0	0	29.91 (8)	49.09 (9)	23.32 (10)	31.24 (0)	26.16 (1)	44.46 (2)	49.09 (12)	19.43 (0)	16.48 (0)	36.73 (0)	36.82 (1)	29.59 (0)	38.66 (11)
Jimmy Pike	DNF						(0)	(0)	(0)	(0)	(0)	(0)	(0)	(0)	(0)	(0)	(0)	(0)	(0)



2010 AR STATE May 22, 2010

All Shooters

	Match Score	--- Penalties ---					Stage 1	Stage 2	Stage 3	Stage 4	Stage 5	Stage 6	Stage 7	Stage 8	Stage 9	Stage 10	Stage 11	Stage 12	Stage 13
		PD	NT	PE	FN	FTDR													
SSP - Marksman																			
1 Douglas Pischke	284.14	74	1	0	1	0	20.19 (7)	32.62 (8)	25.30 (11)	24.13 (7)	18.73 (5)	35.26 (3)	22.82 (4)	11.32 (7)	9.81 (1)	22.39 (1)	23.15 (6)	19.75 (7)	18.67 (7)
2 Nikki Pinto	288.10	64	2	1	0	0	19.55 (4)	25.21 (6)	28.10 (5)	26.95 (8)	20.04 (5)	36.13 (7)	25.52 (5)	12.18 (2)	13.53 (1)	17.57 (2)	27.31 (7)	18.29 (5)	17.72 (7)
3 Michael MacDonald	333.64	155	0	0	5	0	40.53 (27)	29.41 (18)	17.73 (13)	27.33 (17)	15.15 (4)	25.90 (1)	25.05 (14)	27.79 (22)	9.19 (1)	48.69 (16)	26.26 (7)	20.25 (7)	20.36 (8)
4 Thad Mueller	347.16	79	2	1	0	0	28.36 (2)	31.77 (9)	28.15 (4)	26.97 (15)	18.98 (3)	42.08 (3)	36.90 (14)	14.10 (2)	10.68 (4)	28.09 (4)	33.12 (2)	17.38 (3)	30.58 (14)
5 Steven Abbott	349.80	102	2	1	2	0	30.69 (8)	44.67 (5)	23.99 (5)	27.47 (11)	15.79 (5)	39.29 (5)	36.43 (17)	11.66 (8)	15.48 (1)	23.83 (4)	32.84 (12)	20.69 (6)	26.97 (15)
6 Margo Stevens	355.82	116	0	1	2	0	33.70 (17)	34.97 (14)	19.88 (7)	34.69 (13)	20.20 (6)	52.07 (9)	31.80 (12)	13.37 (7)	12.49 (0)	30.43 (11)	25.31 (6)	19.51 (3)	27.40 (11)
7 Gary Coleman	357.47	91	0	0	3	0	27.24 (9)	33.31 (8)	23.52 (0)	31.16 (10)	21.20 (4)	48.28 (3)	33.43 (12)	9.16 (2)	10.91 (2)	41.94 (14)	28.71 (11)	20.77 (3)	27.84 (13)
8 William Ashabranner	367.14	113	1	0	4	0	31.97 (15)	24.07 (3)	19.68 (3)	27.64 (17)	21.30 (4)	48.96 (7)	30.79 (7)	27.19 (3)	15.47 (7)	32.12 (7)	42.67 (28)	19.37 (4)	25.91 (8)
9 Haris Goldman	378.89	137	0	0	2	0	35.21 (20)	29.95 (8)	22.62 (18)	30.66 (13)	18.31 (1)	52.61 (10)	41.34 (29)	19.08 (10)	10.31 (2)	35.21 (7)	36.28 (9)	20.56 (3)	26.75 (7)
10 David Shenker	390.11	128	0	2	3	0	42.37 (20)	33.73 (10)	26.00 (9)	28.65 (11)	22.24 (8)	46.12 (10)	29.41 (14)	15.24 (5)	13.90 (3)	26.57 (7)	39.80 (8)	38.54 (9)	27.54 (14)
11 John Blackwood	401.32	132	2	1	4	0	27.33 (5)	43.33 (25)	23.22 (2)	34.46 (20)	27.76 (6)	36.85 (7)	41.51 (7)	20.01 (12)	15.17 (4)	38.21 (14)	47.31 (23)	20.78 (2)	25.38 (5)
12 Paul Fisher	416.27	157	3	5	5	0	31.21 (17)	31.25 (18)	23.72 (11)	31.68 (13)	21.31 (5)	55.08 (9)	40.33 (17)	25.82 (15)	12.12 (5)	36.31 (8)	43.56 (16)	28.30 (11)	35.58 (12)
13 Leo Fegel	443.25	127	1	5	5	0	35.93 (20)	33.42 (8)	27.44 (1)	31.50 (7)	30.77 (26)	54.16 (11)	39.20 (19)	8.62 (2)	15.57 (1)	53.96 (16)	41.42 (7)	50.85 (5)	20.41 (4)
14 Bob Hardgrave	462.85	146	0	1	6	0	28.79 (8)	39.95 (15)	31.06 (12)	34.43 (22)	20.73 (2)	50.59 (13)	44.00 (26)	15.37 (4)	11.82 (2)	86.52 (24)	42.34 (14)	28.14 (1)	29.11 (3)
15 Ed Blaine	477.11	92	2	1	2	0	36.27 (9)	42.57 (8)	31.12 (4)	47.01 (18)	34.37 (2)	47.63 (3)	40.63 (15)	23.46 (15)	20.55 (3)	31.11 (5)	45.23 (9)	34.80 (1)	42.36 (0)
16 Bill Beard	485.06	156	2	1	3	1	44.69 (30)	52.48 (25)	29.18 (12)	46.75 (15)	18.42 (5)	51.10 (20)	37.17 (12)	19.35 (7)	12.51 (0)	67.72 (9)	47.68 (13)	26.41 (0)	31.60 (8)
17 Andy Benfield	614.24	139	4	2	4	0	56.14 (17)	68.86 (20)	44.19 (9)	40.61 (13)	40.69 (1)	80.37 (10)	56.91 (13)	33.93 (14)	21.34 (2)	45.27 (13)	40.08 (12)	34.95 (4)	50.90 (11)
SSP - Novice																			
1 Jess Blevins	454.93	60	1	2	1	0	34.57 (9)	44.96 (5)	24.42 (2)	31.34 (13)	24.79 (3)	48.11 (8)	36.84 (8)	12.66 (3)	11.39 (2)	100.18 (5)	37.35 (1)	27.05 (0)	21.27 (1)
2 Alex Schroeder	639.82	222	7	0	12	0	61.10 (20)	47.90 (19)	35.88 (5)	47.25 (11)	34.38 (15)	68.27 (18)	48.79 (30)	30.36 (2)	28.80 (2)	72.24 (22)	88.93 (54)	32.70 (13)	43.22 (11)
SSR - Master																			
1 Curt Nichols	261.64	45	0	0	0	0	20.97 (4)	25.26 (6)	17.60 (5)	22.44 (8)	15.17 (1)	34.74 (6)	23.01 (3)	6.93 (0)	11.32 (1)	21.01 (4)	21.61 (5)	17.05 (1)	24.53 (1)
SSR - Marksman																			
Thomas Nesbit	DQ																		
ESR - Marksman																			
1 Mark McArthur	510.07	139	1	1	5	0	54.46 (24)	55.64 (27)	26.81 (6)	40.39 (17)	21.02 (3)	52.43 (14)	34.77 (8)	28.60 (4)	18.29 (3)	63.65 (6)	46.65 (5)	27.92 (8)	39.44 (14)
1 Melissa Boeke	550.90	184	2	5	3	0	32.58 (8)	56.77 (22)	32.47 (12)	44.23 (22)	21.23 (8)	63.43 (22)	70.93 (22)	13.00 (6)	18.17 (3)	74.42 (15)	55.52 (20)	28.86 (11)	39.29 (13)



2010 AR STATE May 22, 2010

All Shooters

Match	--- Penalties ---					Stage 1	Stage 2	Stage 3	Stage 4	Stage 5	Stage 6	Stage 7	Stage 8	Stage 9	Stage 10	Stage 11	Stage 12	Stage 13
<u>Score</u>	<u>PD</u>	<u>NT</u>	<u>PE</u>	<u>FN</u>	<u>FTDR</u>													

Total Match Penalties:

Target Points Down (PD) - 11,723

Hits on Non-Threats (NT) - 171

Procedural Errors (PE) - 169

Failures to Neutralize (FN) - 213

Failures to Do Right (FTDR) - 3

Key to Penalties:

PD = Target Points Down. Each point down adds 1/2 second to your score.

NT = Hit on Non Threat target. Each HNT adds 5 seconds to your score.

PE = Procedural Error. Each adds 3 seconds to your score.

FN = Failure to Neutralize (no hits in the 0 or -1 zone) Each adds 5 seconds to your score.

FTDR = Failure To Do Right - adds 20 seconds to your score.