

Tri State Regional Championship September 12, 2009

All Shooters

CDP Champion: Matt Sims CDP - Master 192.40 (38)
 ESP Champion: Scott Randolph ESP - Master 176.34 (30)
 SSP Champion: Tad Nohsey SSP - Master 173.77 (57)
 ESR Champion: John Morris ESR - Master 227.17 (55)
 SSR Champion: Wayne Ritchie SSR - Expert 264.63 (63)

High Senior: Scott Randolph ESP - Master 176.34 (30)
 High Lady: Laura Torres-Reyes SSP - Expert 299.44(112)
 High Law Enforcement: Scott Hurt SSP - Master 200.28 (27)
 High Industry: Matt Sims CDP - Master 192.40 (38)
 High Junior: Josh Goede SSP - Novice 360.26(129)
 High Military: Wade Reaves CDP - Expert 273.96 (83)
 High Military Veteran: Scott Randolph ESP - Master 176.34 (30)
 High Distinguished Senior: Jorge Henao CDP - Sharpshooter 286.84 (45)
 Most Accurate: Scott Hurt SSP - Master 200.28 (27)


Match --- Penalties ---

Score PD NT PE FN FTDR Stage 1 Stage 2 Stage 3 Stage 4 Stage 5 Stage 6 Stage 7 Stage 8 Stage 9 Stage 10

CDP - Custom Defensive Pistol

CDP - Master

DC	Score	PD	NT	PE	FN	FTDR	Stage 1	Stage 2	Stage 3	Stage 4	Stage 5	Stage 6	Stage 7	Stage 8	Stage 9	Stage 10	
	192.40	38	0	1	1	0	8.65 (0)	18.30 (3)	33.98 (12)	21.55 (3)	12.95 (1)	28.00 (9)	26.79 (0)	14.76 (3)	10.96 (6)	16.46(1)	
1	McGowan, Todd	209.05	73	0	0	0	6.72 (0)	19.05 (2)	24.83 (3)	29.86 (13)	15.47 (5)	35.07 (13)	21.08 (5)	17.61 (9)	15.78 (7)	23.58 (16)	
2	Hill, Larry	254.30	119	2	1	2	0	10.32 (5)	22.00 (6)	50.11 (24)	30.69 (15)	18.03 (6)	33.03 (20)	30.02 (17)	25.09 (12)	9.13(0)	25.88 (14)



Tri State Regional Championship September 12, 2009

All Shooters

Match Score --- Penalties ---
 PD NT PE FN FTDR Stage 1 Stage 2 Stage 3 Stage 4 Stage 5 Stage 6 Stage 7 Stage 8 Stage 9 Stage 10

CDP - Expert

1	Hammond, Scott	226.68	59	1	0	0	0	8.74 (0)	24.64 (6)	29.09 (7)	24.56 (5)	15.07 (2)	34.67 (19)	30.11 (2)	21.30 (10)	12.56 (0)	25.94 (8)
2	Gardocki, Ray	239.04	101	2	3	1	0	9.41 (5)	16.97 (2)	32.09 (15)	19.41 (6)	33.35 (8)	37.12 (26)	28.33 (15)	21.68 (5)	14.88 (0)	25.80 (19)
3	Foster, Mike	239.21	59	0	0	1	0	4.54 (0)	25.27 (7)	28.54 (6)	28.46 (9)	16.95 (6)	35.21 (2)	36.27 (3)	26.53 (11)	11.60 (3)	25.84 (12)
4	Ray, Cody	253.58	67	0	1	2	0	5.82 (0)	27.88 (6)	42.97 (15)	26.20 (5)	18.74 (4)	33.11 (6)	30.32 (15)	27.86 (4)	10.40 (2)	30.28 (10)
5	DeZarn, Bill	272.55	66	0	2	0	0	5.73 (0)	25.03 (3)	37.07 (3)	30.82 (6)	21.25 (0)	43.77 (30)	44.07 (4)	23.59 (4)	15.83 (4)	25.39 (12)
6	Keen, Sam	273.61	81	1	6	0	0	10.49 (0)	23.87 (11)	35.74 (3)	23.38 (11)	21.05 (5)	37.77 (24)	28.67 (1)	37.70 (10)	25.44 (5)	29.50 (11)
7	Reaves, Wade	273.96	83	0	1	0	0	13.15 (0)	21.96 (2)	32.43 (3)	36.57 (6)	18.11 (6)	47.32 (30)	45.73 (18)	20.85 (6)	12.88 (3)	24.96 (9)
8	Nepa, Casey	275.63	88	0	1	0	0	14.46 (5)	27.12 (6)	40.64 (17)	29.13 (5)	24.50 (10)	36.87 (17)	31.39 (15)	22.97 (5)	16.19 (4)	32.36 (4)
9	White, Jimmy	283.76	95	1	3	1	0	8.18 (5)	19.62 (3)	35.98 (5)	24.64 (9)	16.42 (4)	38.37 (25)	59.66 (14)	39.91 (10)	13.91 (4)	27.07 (16)
10	Rodman, Mike	297.76	52	1	3	0	0	10.63 (0)	23.40 (1)	38.51 (3)	32.08 (1)	19.06 (2)	43.92 (17)	53.13 (2)	32.40 (9)	12.64 (4)	31.99 (13)
	Briggs, Robert	DQ															


CDP - Sharpshooter

1	Henao, Jorge	286.84	45	0	4	0	0	5.80 (0)	29.75 (3)	42.78 (12)	26.25 (4)	37.04 (5)	39.51 (9)	39.73 (3)	22.38 (2)	16.75 (2)	26.85 (5)
2	McArthur, Matthew	292.48	98	1	0	2	0	12.51 (6)	21.62 (5)	42.83 (17)	43.90 (13)	16.69 (3)	38.70 (23)	52.52 (11)	22.63 (8)	14.27 (3)	26.81 (9)
3	Shoji, George	305.19	71	1	3	1	0	8.50 (0)	29.57 (14)	39.84 (4)	33.33 (7)	23.01 (3)	50.63 (23)	32.83 (1)	40.15 (4)	16.13 (5)	31.20 (10)
4	Brown, Jeff	388.36	100	2	2	2	0	15.76 (0)	42.18 (16)	52.33 (20)	43.15 (8)	36.99 (6)	48.36 (20)	50.42 (3)	41.32 (9)	22.55 (3)	35.30 (15)
	Gilliam, Andrew	INC	0	0	0	0	0	(0)	(0)	(0)	(0)	(0)	(0)	(0)	(0)	(0)	(0)

CDP - Marksman

1	Baker, Bill	313.16	90	1	8	1	0	14.77 (2)	25.64 (7)	58.11 (13)	29.95 (11)	26.71 (5)	35.03 (10)	47.02 (13)	23.12 (7)	23.21 (10)	29.60 (12)
2	Stuart, Dan	346.01	89	1	3	0	0	15.19 (1)	40.92 (15)	43.20 (4)	34.63 (7)	22.47 (9)	49.24 (12)	34.80 (16)	28.39 (7)	25.88 (4)	51.29 (14)
3	Koch, John	367.96	61	3	1	0	0	16.20 (0)	38.56 (0)	53.58 (10)	41.13 (6)	25.92 (0)	58.84 (22)	41.81 (3)	29.00 (4)	20.94 (1)	41.98 (15)
4	Changose, William	413.03	132	1	3	2	0	7.64 (0)	42.66 (13)	52.74 (11)	59.81 (15)	33.43 (15)	68.87 (36)	53.13 (8)	28.82 (7)	18.45 (4)	47.48 (23)
5	Owens, Edward	418.42	120	0	2	1	0	37.20 (1)	48.85 (13)	59.56 (23)	44.37 (11)	25.53 (14)	52.82 (32)	64.12 (2)	27.34 (6)	19.25 (5)	39.38 (13)
6	Judd, Rob	484.22	89	2	7	3	0	10.43 (0)	46.30 (15)	83.65 (13)	49.97 (3)	27.31 (2)	51.81 (12)	58.27 (5)	71.06 (10)	23.76 (3)	61.66 (26)
7	Watkins, Melvin	579.57	156	2	3	5	0	13.05 (5)	88.63 (37)	62.91 (6)	52.11 (4)	33.11 (0)	59.64 (20)	127.01 (51)	42.26 (7)	48.01 (9)	52.84 (17)

ESP - Enhanced Service Pistol



Tri State Regional Championship

September 12, 2009

All Shooters

Match --- Penalties ---
Score PD NT PE FN FTDR Stage 1 Stage 2 Stage 3 Stage 4 Stage 5 Stage 6 Stage 7 Stage 8 Stage 9 Stage 10

ESP - Master


DC Randolph, Scott	176.34	30	0	1	0	0	7.78 (0)	16.25 (4)	21.37(2)	18.70 (1)	14.08 (2)	28.71 (8)	20.48 (0)	16.94 (4)	11.30 (5)	20.73 (4)
1 Nash, Orville	227.82	46	0	1	1	0	7.35 (0)	24.01 (8)	40.69 (15)	25.11 (3)	15.48 (0)	29.82 (9)	29.23 (1)	21.87 (9)	14.82 (0)	19.44 (1)

ESP - Expert

1 Cusanelli, Michael	195.25	32	0	1	0	0	6.49 (0)	18.92 (3)	26.30 (8)	21.20 (1)	15.58 (2)	36.43 (13)	25.88 (1)	15.87 (1)	9.81 (2)	18.77 (1)
2 Foster, Michael	209.95	61	0	0	0	0	6.11 (0)	16.64 (0)	24.20 (4)	23.54 (9)	15.04 (3)	41.70 (26)	21.01 (1)	21.96 (2)	13.68 (3)	26.07 (13)
3 Culp, Jerry	218.28	72	0	0	0	0	8.20 (5)	17.24 (1)	30.12 (13)	27.85 (12)	16.87 (3)	36.15 (18)	24.67 (1)	22.40 (5)	11.78 (6)	23.00 (8)
4 Daniels, Jim	223.25	64	1	2	1	0	20.68 (0)	16.23 (3)	35.95 (14)	22.56 (9)	15.92 (1)	32.23 (21)	25.15 (4)	15.18 (3)	13.39 (3)	25.96 (6)
5 Cooper, Mike	226.30	71	3	2	0	0	5.12 (0)	28.24 (15)	29.84 (7)	27.50 (6)	13.48 (3)	24.22(6)	31.29 (15)	31.03 (7)	13.11 (2)	22.47 (10)
6 Young, Myrin	236.04	78	1	0	1	0	14.09 (1)	25.10 (21)	30.52 (5)	19.81 (3)	28.81 (12)	25.92 (3)	28.16 (7)	19.94 (9)	17.19 (1)	26.50 (16)
7 Glancy, Mike	243.77	74	1	0	0	0	9.94 (0)	21.31 (9)	37.57 (8)	28.46 (10)	18.59 (2)	34.66 (26)	30.11 (5)	26.76 (8)	13.03 (0)	23.34 (6)
8 DuBois, Bob	260.19	79	1	4	0	1	5.76 (0)	23.25 (17)	31.05 (9)	31.90 (6)	17.55 (1)	33.65 (17)	61.64 (9)	20.86 (1)	12.05 (5)	22.48 (14)
9 Edens, Brandon	264.13	116	1	2	2	0	20.69 (10)	33.21 (12)	31.95 (11)	23.93 (3)	16.40 (3)	26.79 (12)	56.46 (32)	17.82 (4)	13.05 (11)	23.83 (18)
10 Kralis, Bill	273.15	109	0	4	4	0	8.35 (0)	27.34 (13)	42.53 (13)	29.80 (10)	20.87 (1)	46.13 (22)	26.14 (3)	17.70 (6)	14.66 (10)	39.63 (31)

ESP - Sharpshooter

1 Watson, Jim	237.30	42	0	1	0	0	9.40 (0)	20.10 (3)	39.76 (9)	27.19 (4)	20.59 (5)	26.73 (5)	33.06 (1)	22.22 (5)	14.48 (2)	23.77 (8)
2 Coleman, Tim	245.05	78	0	1	0	0	16.86 (4)	18.58 (5)	26.49 (5)	20.23 (8)	15.67 (1)	45.00 (23)	45.98 (15)	22.07 (8)	13.03 (2)	21.14 (7)
3 Robinson, Randy	251.39	77	0	0	0	0	8.78 (0)	22.39 (13)	40.94 (9)	28.49 (11)	17.52 (1)	35.53 (22)	35.28 (3)	22.07 (7)	13.55 (1)	26.84 (10)
4 Heath, Ernie	261.11	95	2	3	1	0	12.44 (0)	31.05 (14)	34.79 (7)	33.38 (19)	19.49 (3)	32.39 (16)	33.88 (3)	27.67 (18)	12.14 (6)	23.88 (9)
5 Saurage, Roger	267.97	75	0	0	3	0	15.62 (5)	20.56 (9)	37.99 (8)	38.75 (17)	19.66 (2)	30.83 (8)	38.15 (5)	26.33 (9)	13.62 (0)	26.46 (12)
6 Lax, Jerry	279.13	66	1	2	2	0	6.14 (0)	26.35 (6)	32.26 (1)	32.15 (13)	16.65 (1)	39.65 (13)	35.05 (4)	26.89 (4)	20.37 (3)	43.62 (21)
7 Quinn, Larry	283.29	86	1	1	4	0	9.51 (0)	20.56 (4)	49.74 (21)	31.67 (9)	19.69 (5)	46.09 (24)	36.33 (1)	31.07 (8)	15.70 (4)	22.93 (10)
8 Alley, John	283.74	70	0	2	0	0	5.82 (0)	24.99 (2)	43.46 (8)	29.69 (6)	23.48 (4)	45.05 (23)	43.68 (6)	24.44 (9)	16.81 (1)	26.32 (11)
9 Giddings, Caleb	286.57	64	1	2	0	0	9.88 (5)	25.93 (5)	37.55 (8)	38.28 (3)	17.10 (0)	42.08 (7)	46.92 (16)	25.54 (3)	13.82 (1)	29.47 (16)
10 Albright, David	288.80	56	0	0	1	0	23.30 (5)	26.40 (7)	34.78 (8)	41.97 (10)	20.24 (1)	41.00 (8)	36.36 (8)	18.21 (3)	15.75 (0)	30.79 (6)
11 Suggs, Richie	316.86	83	1	2	2	0	7.71 (0)	29.68 (11)	48.35 (15)	39.36 (6)	22.57 (8)	27.57 (11)	44.73 (11)	48.95 (11)	15.35 (3)	32.59 (7)
Diggs, Joe	DNF						6.88 (1)	35.93 (14)	38.32 (11)	39.23 (17)	22.76 (2)	37.26 (22)	70.28 (55)	(0)	(0)	(0)



Tri State Regional Championship September 12, 2009

All Shooters

Match --- Penalties ---
Score PD NT PE FN FTDR Stage 1 Stage 2 Stage 3 Stage 4 Stage 5 Stage 6 Stage 7 Stage 8 Stage 9 Stage 10

ESP - Marksman

1	Rumney, David	284.66	108	1	0	1	0	10.99 (0)	33.03 (9)	43.70 (14)	28.21 (3)	17.83 (1)	43.22 (36)	42.16 (24)	22.97 (5)	15.50 (4)	27.05 (12)
2	Owens, Rick	312.44	109	0	2	0	0	9.12 (0)	29.09 (15)	45.73 (8)	35.47 (7)	22.55 (5)	42.77 (28)	45.42 (17)	31.38 (6)	21.46 (7)	29.45 (16)
3	Hill, Roxanne	318.41	74	2	0	0	0	16.72 (0)	33.64 (7)	40.26 (3)	32.33 (7)	22.42 (4)	41.11 (12)	50.20 (19)	30.78 (3)	16.11 (1)	34.84 (18)
4	Wade, James	336.44	134	0	1	1	0	8.14 (3)	30.91 (7)	45.89 (20)	36.37 (5)	25.00 (9)	57.37 (54)	52.10 (6)	27.89 (13)	17.74 (4)	35.03 (13)
5	Chandler, Dave	350.92	72	4	2	1	0	26.28 (5)	37.90 (6)	42.46 (10)	40.75 (4)	26.14 (6)	48.98 (19)	46.43 (2)	28.23 (3)	15.47 (1)	38.28 (16)
6	Acord, John	352.70	57	3	4	0	0	8.63 (1)	38.05 (6)	49.36 (11)	45.99 (4)	34.11 (7)	44.55 (16)	40.45 (1)	38.58 (4)	21.37 (5)	31.61 (2)
7	Kilcoyne, Cindy	402.39	96	3	1	0	0	33.95 (1)	43.96 (4)	54.00 (0)	39.02 (8)	23.15 (2)	61.43 (44)	54.68 (5)	30.55 (7)	15.94 (4)	45.71 (21)
8	Birdsong, Mike	424.95	161	1	5	4	0	12.87 (0)	29.01 (8)	49.97 (15)	42.92 (13)	22.39 (1)	71.49 (33)	75.86 (20)	73.48 (36)	16.96 (8)	30.00 (27)
9	Glancy, Lani	425.64	148	2	1	2	0	32.87 (1)	38.60 (8)	66.06 (21)	62.79 (15)	29.34 (5)	47.78 (36)	50.56 (18)	35.08 (16)	20.50 (7)	42.06 (21)


ESP - Novice

	Houchin, Tish	INC	0	0	0	0	0	(0)	(0)	(0)	(0)	(0)	(0)	(0)	(0)	(0)	(0)
--	---------------	------------	---	---	---	---	---	-----	-----	-----	-----	-----	-----	-----	-----	-----	-----

SSP - Stock Service Pistol

SSP - Master

DC	Nohsey, Tad	173.77	57	1	0	1	0	4.82 (0)	15.31(7)	28.25 (9)	23.51 (4)	12.46(1)	25.63 (11)	20.26(4)	13.92(3)	9.80 (4)	19.81 (14)
1	Hurt, Scott	200.28	27	0	0	0	0	6.73 (0)	17.98 (2)	27.13 (8)	25.71 (3)	14.61 (0)	28.25 (5)	23.83 (0)	17.64 (2)	16.46 (1)	21.94 (6)
2	Jasper, Harold	200.58	42	2	1	0	0	4.97 (0)	20.63 (5)	26.41 (5)	22.24 (12)	14.00 (1)	26.66 (2)	35.57 (4)	16.46 (1)	12.65 (0)	20.99 (12)
3	Mills, Evan	209.44	45	1	1	1	0	7.77 (0)	21.16 (8)	22.31 (8)	18.32(3)	23.46 (1)	39.08 (10)	24.31 (5)	16.99 (2)	16.99 (7)	19.05 (1)
4	Dengler, Cody	219.29	58	0	2	2	0	4.44(0)	19.45 (9)	26.45 (4)	34.79 (16)	22.37 (6)	28.47 (9)	31.53 (5)	18.56 (3)	12.57 (1)	20.66 (5)
5	Wimmer, Carl	234.17	79	1	0	1	0	12.42 (1)	20.00 (9)	35.68 (17)	33.61 (12)	15.76 (1)	33.39 (16)	28.57 (2)	19.66 (7)	14.01 (3)	21.07 (11)
	Robinson, Robbie	INC	0	0	0	0	0	(0)	(0)	(0)	(0)	(0)	(0)	(0)	(0)	(0)	(0)



Tri State Regional Championship September 12, 2009

All Shooters


Match Score --- Penalties ---
 PD NT PE FN FTDR Stage 1 Stage 2 Stage 3 Stage 4 Stage 5 Stage 6 Stage 7 Stage 8 Stage 9 Stage 10

SSP - Expert

1	Thompson, Gerald	209.93	55	0	0	0	0	8.08 (0)	20.94 (6)	27.59 (10)	27.59 (10)	15.37 (2)	30.47 (16)	26.18 (1)	18.49 (3)	13.31 (1)	21.91 (6)
2	Richardson, Randy	219.47	64	0	0	1	0	9.64 (0)	17.07 (4)	27.53 (12)	32.11 (12)	16.34 (2)	29.01 (10)	29.90 (2)	22.84 (8)	9.92 (1)	25.11 (13)
3	Lore, Robert	226.01	86	0	2	0	0	8.66 (0)	18.19 (8)	24.88 (7)	30.42 (11)	18.77 (1)	39.45 (26)	28.47 (15)	18.44 (5)	13.22 (2)	25.51 (11)
4	Edwards, Lin	228.07	40	0	0	0	0	5.89 (0)	25.36 (6)	26.13 (1)	26.89 (7)	23.88 (3)	30.16 (7)	32.17 (5)	22.27 (4)	13.86 (0)	21.46 (7)
5	Stewart, Chris	230.85	78	0	1	0	0	12.43 (0)	23.94 (15)	31.92 (0)	23.40 (3)	17.91 (2)	34.98 (23)	27.33 (5)	19.49 (4)	12.90 (7)	26.55 (19)
6	Smith, Michael	244.46	64	2	1	0	0	24.23 (0)	21.74 (4)	27.94 (6)	21.94 (3)	15.81 (3)	27.53 (10)	35.98 (16)	18.72 (3)	14.76 (3)	35.81 (16)
7	Abbott, John	252.35	75	0	2	0	0	5.58 (0)	17.90 (0)	45.44 (8)	22.01 (4)	16.64 (5)	41.26 (23)	44.82 (16)	20.85 (2)	14.37 (8)	23.48 (9)
8	Davidson, Brad	254.15	79	0	1	1	0	7.77 (0)	18.74 (5)	30.43 (7)	27.11 (9)	15.86 (4)	35.68 (22)	61.06 (11)	18.09 (2)	13.59 (4)	25.82 (15)
9	Baker, Don	259.42	81	1	2	1	0	7.73 (0)	21.25 (9)	39.89 (15)	25.87 (7)	25.58 (2)	34.92 (13)	39.70 (15)	23.83 (6)	16.03 (1)	24.62 (13)
10	Darnell, Jim	260.29	62	0	3	0	0	9.52 (0)	24.87 (4)	32.05 (4)	27.82 (4)	28.85 (7)	29.38 (20)	40.52 (7)	24.46 (5)	14.22 (6)	28.60 (5)
11	Blower, Doug	275.71	78	0	0	0	0	10.92 (0)	25.32 (10)	37.54 (13)	35.44 (3)	18.36 (1)	33.23 (17)	43.82 (16)	28.64 (4)	14.83 (1)	27.61 (13)
12	Torres-Reyes, Laura	299.44	112	2	1	3	0	16.86 (6)	26.56 (1)	54.11 (28)	39.31 (14)	21.98 (7)	38.79 (17)	38.00 (17)	23.62 (3)	15.23 (10)	24.98 (9)
13	Greer, John	299.99	44	2	0	0	0	13.87 (0)	36.35 (4)	35.95 (5)	32.08 (6)	18.26 (1)	35.38 (6)	49.20 (3)	27.10 (9)	17.29 (1)	34.51 (9)

SSP - Sharpshooter

1	Ross, Tom	247.50	39	0	0	0	0	6.90 (0)	23.49 (1)	39.49 (7)	34.52 (8)	16.16 (0)	34.83 (9)	35.33 (6)	21.43 (2)	11.30 (1)	24.05 (5)
2	Marcum, Chris	248.91	109	0	0	1	0	16.92 (6)	20.93 (9)	33.86 (5)	25.96 (8)	14.63 (2)	42.01 (34)	33.09 (17)	19.03 (6)	16.73 (7)	25.75 (15)
3	Gaddis, Gary	251.02	72	0	0	0	0	8.92 (0)	18.87 (2)	39.41 (5)	27.44 (5)	18.79 (6)	48.68 (32)	32.42 (7)	21.36 (8)	14.92 (2)	20.21 (5)
4	Goede, Mark	251.88	78	1	3	0	0	7.28 (0)	25.43 (10)	37.44 (17)	38.40 (15)	18.71 (7)	34.53 (14)	32.15 (4)	21.22 (5)	16.60 (2)	20.12 (4)
5	Carter, Nicky	259.62	97	2	0	0	0	8.75 (1)	28.43 (11)	37.14 (6)	23.99 (7)	17.17 (9)	34.34 (19)	45.50 (16)	21.38 (10)	14.19 (1)	28.73 (17)
6	Tilmon, John	270.75	80	0	0	0	0	11.37 (0)	27.12 (12)	41.58 (7)	28.71 (2)	21.65 (2)	33.60 (10)	37.45 (21)	26.06 (10)	15.68 (1)	27.53 (15)
7	Sawher, Walt	277.66	88	0	4	0	0	8.73 (0)	25.32 (11)	34.13 (11)	29.83 (10)	18.43 (3)	49.38 (27)	48.29 (16)	28.19 (4)	9.96 (1)	25.40 (5)
8	Box, Jody	291.72	93	1	5	1	0	7.25 (1)	36.72 (9)	33.91 (6)	35.86 (11)	19.31 (0)	40.55 (12)	33.35 (15)	32.85 (16)	18.62 (2)	33.30 (21)
9	Massey, Marty	297.76	86	0	1	1	0	7.65 (0)	29.86 (4)	39.82 (12)	34.88 (9)	22.64 (3)	40.14 (33)	41.01 (3)	28.76 (4)	21.85 (5)	31.15 (13)
10	Farrar, Larry	312.96	84	2	0	3	0	9.89 (0)	36.45 (5)	53.20 (19)	30.37 (2)	30.24 (11)	28.63 (6)	31.97 (2)	28.19 (13)	17.71 (1)	46.31 (25)
11	Bodin, Carl	332.05	125	1	0	1	0	18.95 (10)	34.62 (16)	46.23 (14)	41.61 (15)	22.20 (1)	51.55 (25)	39.56 (20)	28.15 (6)	14.47 (5)	34.71 (13)
12	Simmons, Jeff	333.06	106	1	5	1	0	10.51 (5)	32.90 (2)	42.46 (11)	26.89 (6)	23.16 (1)	49.86 (35)	57.69 (3)	40.52 (17)	16.83 (4)	32.24 (22)
13	Dudney, Nathan	348.69	111	2	1	1	0	36.29 (5)	36.45 (21)	39.96 (6)	44.80 (8)	27.71 (2)	40.76 (30)	42.83 (8)	28.06 (7)	17.81 (7)	34.02 (17)
	Gamble, Glenn	INC	0	0	0	0	0	(0)	(0)	(0)	(0)	(0)	(0)	(0)	(0)	(0)	(0)



Tri State Regional Championship September 12, 2009

All Shooters

Match --- Penalties ---
Score PD NT PE FN FTDR Stage 1 Stage 2 Stage 3 Stage 4 Stage 5 Stage 6 Stage 7 Stage 8 Stage 9 Stage 10

SSP - Marksman

1	Orr, William	275.07	64	0	2	0	0	6.77 (0)	25.21 (10)	31.56 (10)	27.53 (3)	26.89 (3)	45.76 (9)	30.66 (2)	36.47 (10)	16.22 (7)	28.00 (10)
2	Beck, Matt	296.07	74	1	1	1	0	7.71 (0)	30.67 (4)	42.50 (12)	36.86 (20)	21.81 (5)	36.94 (14)	48.12 (4)	29.35 (6)	17.12 (1)	24.99 (8)
3	Byrd, Gary	329.65	100	0	0	2	0	21.45 (0)	31.09 (14)	45.20 (11)	42.27 (17)	19.82 (0)	48.86 (33)	47.57 (6)	27.09 (6)	14.92 (6)	31.38 (7)
4	Stevens, Margo	334.84	96	0	2	1	0	8.65 (0)	23.70 (4)	45.98 (8)	41.00 (21)	21.31 (4)	57.47 (30)	46.31 (6)	38.02 (4)	14.35 (2)	38.05 (17)
5	Turner, Chris	338.49	88	3	1	3	0	7.39 (0)	26.41 (4)	60.06 (19)	43.83 (11)	25.53 (11)	47.73 (23)	45.77 (3)	37.41 (11)	14.55 (0)	29.81 (6)
6	Abbott, Steven	339.59	110	0	3	1	0	25.00 (10)	26.44 (7)	38.17 (11)	33.18 (10)	32.60 (3)	46.08 (29)	52.97 (11)	31.55 (13)	24.62 (6)	28.98 (10)
7	Keel, William	346.62	78	0	3	1	0	13.78 (0)	35.22 (7)	38.84 (12)	39.72 (11)	29.39 (3)	50.72 (22)	40.17 (3)	46.91 (10)	20.52 (3)	31.35 (7)
8	Brasher, Howard	349.17	109	0	2	3	0	10.72 (1)	31.32 (10)	56.93 (20)	42.62 (7)	28.74 (9)	49.40 (25)	42.37 (7)	28.28 (6)	15.14 (2)	43.65 (22)
9	Carter, Jess	354.13	76	2	1	1	0	12.89 (5)	30.52 (2)	53.36 (15)	58.82 (11)	22.37 (7)	56.94 (23)	41.51 (1)	27.75 (4)	16.14 (0)	33.83 (8)
10	Edsall, Matt	358.08	109	2	4	5	0	6.99 (0)	32.09 (6)	71.89 (30)	45.80 (14)	25.23 (5)	33.95 (12)	42.84 (15)	48.29 (10)	16.39 (3)	34.61 (14)
11	Dudney, Hannah	418.26	113	0	5	1	0	30.68 (10)	36.56 (9)	61.97 (4)	57.06 (3)	24.31 (3)	56.73 (38)	53.77 (15)	30.86 (12)	23.01 (6)	43.31 (13)
12	Boyer, Aly	418.94	96	1	2	0	0	69.85 (10)	35.35 (3)	49.34 (9)	40.27 (13)	34.19 (7)	48.77 (19)	55.99 (17)	30.69 (4)	17.66 (4)	36.83 (10)
13	Faircloth, Michele	423.68	91	3	0	0	0	62.88 (1)	34.45 (9)	51.98 (6)	43.16 (5)	24.53 (7)	52.75 (27)	56.63 (0)	42.12 (9)	15.68 (11)	39.50 (16)
14	Beggs, Joyce	508.60	179	4	1	3	0	69.32 (5)	58.74 (4)	65.43 (18)	55.04 (18)	51.68 (31)	63.54 (50)	41.80 (8)	41.12 (16)	21.37 (5)	40.56 (24)
15	Carter, Dede	537.60	105	3	2	1	0	57.99 (0)	33.39 (7)	35.71 (2)	50.94 (15)	44.62 (5)	61.46 (26)	140.69 (15)	45.87 (15)	19.87 (1)	47.06 (19)

SSP - Novice

1	Goede, Josh	360.26	129	1	4	5	0	14.14 (1)	23.32 (3)	64.83 (29)	40.24 (7)	25.44 (1)	58.26 (45)	49.67 (12)	36.38 (14)	16.46 (5)	31.52 (12)
2	Moriarty, John	456.37	140	1	4	4	0	17.72 (1)	52.74 (8)	76.80 (31)	49.13 (12)	33.07 (15)	55.29 (19)	51.00 (0)	48.64 (21)	20.34 (3)	51.64 (30)

ESR - Enhanced Service Revolver

ESR - Master

DC	Morris, John	227.17	55	0	0	0	0	6.34 (0)	23.98 (2)	32.97 (15)	24.49 (13)	17.28 (0)	31.01 (11)	27.04 (1)	23.83 (2)	13.05 (1)	27.18 (10)
----	--------------	---------------	----	---	---	---	---	----------	-----------	------------	------------	-----------	------------	-----------	-----------	-----------	------------


ESR - Marksman

1	Ross, Dave	433.12	80	1	2	1	0	8.76 (0)	50.20 (14)	68.96 (14)	58.79 (12)	28.94 (1)	59.31 (10)	54.37 (10)	48.61 (6)	18.64 (1)	36.54 (12)
2	McArthur, Mark	496.76	195	3	1	5	0	18.94 (10)	57.62 (18)	67.97 (23)	69.00 (15)	39.43 (16)	59.80 (44)	58.44 (23)	53.50 (20)	17.29 (4)	54.77 (22)

SSR - Stock Service Revolver

SSR - Expert

DC	Ritchie, Wayne	264.63	63	0	1	0	0	6.64 (0)	35.06 (5)	31.85 (6)	27.07 (8)	23.96 (6)	32.72 (19)	34.84 (3)	23.69 (2)	18.58 (2)	30.22 (12)
1	Colotta, Eli	365.28	78	2	2	1	1	9.98 (0)	45.64 (10)	46.47 (7)	33.01 (7)	20.16 (1)	37.31 (16)	79.26 (3)	37.21 (10)	15.60 (2)	40.64 (22)



Tri State Regional Championship September 12, 2009

All Shooters


Match --- Penalties ---
Score PD NT PE FN FTDR Stage 1 Stage 2 Stage 3 Stage 4 Stage 5 Stage 6 Stage 7 Stage 8 Stage 9 Stage 10

SSR - Sharpshooter

1	Riggall, Mark	383.31	129	0	2	3	0	13.85 (0)	28.63 (4)	58.38 (14)	35.73 (10)	26.60 (7)	46.71 (36)	70.94 (27)	33.11 (8)	17.88 (7)	51.48 (16)
---	---------------	---------------	-----	---	---	---	---	-----------	-----------	------------	------------	-----------	------------	------------	-----------	-----------	------------

SSR - Marksman

1	Houchin, Jim	398.02	88	2	3	1	0	9.21 (5)	63.22 (6)	46.52 (7)	45.03 (21)	25.49 (4)	54.07 (19)	40.52 (7)	39.95 (3)	18.41 (2)	55.60 (14)
---	--------------	---------------	----	---	---	---	---	----------	-----------	-----------	------------	-----------	------------	-----------	-----------	-----------	------------



Tri State Regional Championship September 12, 2009

All Shooters

Stage Descriptions

- Stage 1** - Tic Tic Tic
- Stage 2** - Not My Woody, Yugo!
- Stage 3** - Port of Call
- Stage 4** - Why does this keep happening to me?
- Stage 5** - Move!
- Stage 6** - 2009 Standard
- Stage 7** - No second chances
- Stage 8** - Which hand is best?
- Stage 9** - Can You reload?
- Stage 10** - How Many?

Total Match Penalties:

Target Points Down (PD) - 9,576
Hits on Non-Threats (NT) - 104
Procedural Errors (PE) - 190
Failures to Neutralize (FN) - 125
Failures to Do Right (FTDR) - 2

Key to Penalties:

- PD** = Target Points Down. Each point down adds 1/2 second to your score.
- NT** = Hit on Non Threat target. Each HNT adds 5 seconds to your score.
- PE** = Procedural Error. Each adds 3 seconds to your score.
- FN** = Failure to Neutralize (no hits in the 0 or -1 zone) Each adds 5 seconds to your score.
- FTDR** = Failure To Do Right - adds 20 seconds to your score.