

2009 S&W IDPA Indoor National February 18-21, 2009

All Shooters

CDP Champion: David Olhasso CDP - Master 179.88 (57)
 ESP Champion: Robert Vogel ESP - Master 150.72 (32)
 SSP Champion: Dave Sevigny SSP - Master 151.86 (36)
 ESR Champion: Jerry Miculek ESR - Master 214.35 (47)
 SSR Champion: Craig Buckland SSR - Master 236.60 (39)

High Senior: Scott Warren ESP - Master 175.58 (57)
 High Lady: Randi Rogers SSP - Master 253.74 (85)
 High Law Enforcement: Robert Vogel ESP - Master 150.72 (32)
 High Industry: Robert Vogel ESP - Master 150.72 (32)
 High International: Hans Silbitzer SSP - Master 274.20(140)
 High Junior: James McGinty ESP - Master 188.33 (47)
 High Military: Stephen Cheng ESP - Expert 248.43(121)
 Most Accurate: James Meyers SSP - Master 196.98 (28)

Match --Penalties--
 Score PD NT PE FN

Stage 1 Stage 2 Stage 3 Stage 4 Stage 5 Stage 6 Stage 7 Stage 8 Stage 9 Stage 10 Stage 11 Stage 12 Stage 13 Stage 14


CDP - Custom Defensive Pistol

CDP - Master

Rank	Name	Score	PD	NT	PE	FN	Stage 1	Stage 2	Stage 3	Stage 4	Stage 5	Stage 6	Stage 7	Stage 8	Stage 9	Stage 10	Stage 11	Stage 12	Stage 13	Stage 14												
DC	Olhasso, David	179.88	57	0	0	0	33.80 ¹¹	0	8.22	0	8.17 ⁰	11.99	4	9.02	6	16.73	3	14.45	0	11.95	5	18.30 ¹¹	13.43	5	15.15	2	6.45	4	12.22	6		
1	Sims, Matt	194.38	43	0	0	0	39.10 ¹⁴	0	8.45	1	12.48	2	10.60	1	8.93	4	18.93	2	14.21	1	14.26	2	14.37	4	20.97	4	14.78 ³	6.14	1	11.16	4	
2	Dueck, Barry	206.03	65	1	0	0	33.30	7	0	15.13	2	8.25	0	9.36	7	13.03	8	22.72	6	17.82	0	12.30	3	19.09 ¹²	13.81	4	17.35	5	6.94	4	16.93	7
3	Evans, Robert	220.15	51	0	1	0	41.14	8	0	6.18	0	13.26	0	11.10	1	9.04	2	21.57	3	22.52	5	15.09	2	20.00	8	15.19	4	25.05 ¹⁰	7.92	4	12.09	4
4	Stasko, Andrew	263.00	140	2	1	0	50.89 ¹³	0	6.24	0	17.09 ¹²	13.90	8	13.95 ¹⁶	22.71	7	21.16 ¹¹	18.00 ¹⁷	24.62 ²²	20.37	5	24.49 ¹⁷	9.95	2	19.63 ¹⁰							
	Martino, James	DQ																														
	Miculek, Kay	DQ																														
	Shelby, Glenn	DQ																														

CDP - Expert

1	Rios, Fred	251.50	87	1	0	0	47.92	7	0	12.66 ¹⁴	14.09	5	15.98	7	14.53	9	24.15	5	20.15	1	17.21	9	25.32 ¹³	14.04	2	19.21	6	9.05	6	17.19	3
2	Nuttelman, JJ	279.74	90	0	0	1	47.76 ¹⁸	0	7.87	1	16.90	5	15.19	6	19.70 ¹⁵	25.09	4	24.18	5	22.52 ¹²	25.62 ¹⁴	32.02	4	18.12	3	10.86	1	13.91	2		
3	Tackett, Jim	299.42	128	0	0	0	49.97 ¹⁹	0	12.64	2	13.83	6	36.50 ¹⁹	13.67 ¹³	25.67	3	22.36	2	23.04 ¹⁰	25.13 ¹⁸	24.69 ¹³	27.02	9	10.11	6	14.79	8				
4	Johnston, Paul	301.29	52	0	2	0	56.93	8	0	16.52	0	17.51	2	17.63	2	15.54 ¹²	27.09	2	29.42	0	22.75	0	25.68 ¹¹	23.56	3	24.51	3	9.63	5	14.52	4
5	Calloway, Gary	323.37	74	1	0	0	56.88 ¹⁶	0	16.49	1	19.01	2	23.19	6	12.39	3	31.27	1	37.10 ¹²	23.48	3	27.37 ¹²	23.46	0	25.42	5	9.86	5	17.45	8	
6	Glausier, Neil	361.83	143	2	7	0	73.64 ³⁴	0	11.19	0	21.88	1	22.48 ²³	18.32 ¹⁵	30.88	5	34.60	7	28.53	8	31.98 ²²	18.81	2	34.36	7	13.77 ¹⁰	21.39	9			
7	Bradley, Leland	413.37	153	1	3	1	64.09 ¹⁴	0	16.75 ¹⁷	21.51	1	26.37 ¹⁸	15.13	6	44.48 ²⁷	36.13	5	39.25 ¹⁸	48.78 ²²	25.23	1	34.46	3	10.95	4	30.24 ¹⁷					
	Allen, Charles	DQ																													



2009 S&W IDPA Indoor National

February 18-21, 2009

All Shooters

Match --Penalties--
Score PD NT PE FN

Stage 1 Stage 2 Stage 3 Stage 4 Stage 5 Stage 6 Stage 7 Stage 8 Stage 9 Stage 10 Stage 11 Stage 12 Stage 13 Stage 14

CDP - Sharpshooter

1	Solimini, David	282.71	119	0	1	1	48.26	19	0	11.47	6	21.13	9	23.28	13	12.33	4	24.51	0	21.12	1	17.02	4	24.36	12	18.17	6	31.62	17	11.22	11	18.22	17
2	Iradi, Tom	305.11	77	1	0	0	48.76	9	0	11.71	0	23.09	1	18.25	7	14.04	6	27.40	6	24.72	1	26.63	0	33.10	23	18.98	4	26.17	4	9.52	4	22.74	12
3	Janazzo, Kevin	307.28	85	1	0	0	56.23	23	0	9.16	1	18.29	0	18.18	4	14.23	8	29.79	1	27.22	0	18.51	8	36.61	15	17.85	2	30.24	13	9.63	2	21.34	8
4	Glover, Frank	313.85	78	1	0	0	52.76	12	0	8.32	1	20.25	2	20.69	10	13.16	3	28.06	2	30.56	0	26.22	3	32.86	9	20.37	7	27.91	12	9.79	5	22.90	12
5	Barker, Richard	322.29	119	1	1	0	51.01	12	0	11.65	11	16.92	0	21.77	9	13.46	8	49.55	16	26.03	5	22.75	8	27.29	12	20.07	5	30.18	8	13.56	11	18.05	14
6	Wynne, Colin	327.60	109	1	2	0	55.74	13	0	9.13	2	15.95	0	21.78	13	15.82	8	24.73	3	37.48	2	17.97	9	35.74	18	17.92	2	32.83	10	12.55	7	29.96	22
7	Spettel, Aaron	333.23	75	1	1	0	49.45	6	0	9.84	1	17.40	1	16.80	3	14.42	2	31.82	5	44.49	9	24.18	5	34.60	10	25.68	5	26.54	4	11.30	7	26.71	17
8	Richards, William	335.44	115	2	1	0	58.43	13	0	12.33	0	13.63	0	22.17	12	23.92	7	29.55	8	30.45	6	18.78	8	31.75	20	24.78	8	27.07	15	18.83	10	23.75	8
9	Jaeger, Mark	344.95	145	1	1	1	62.02	39	0	20.81	6	14.13	0	22.99	20	15.85	14	30.69	5	25.81	1	24.24	9	24.39	10	24.12	3	31.47	11	18.87	14	29.56	13
10	Harding, Brian	358.87	123	2	1	0	61.86	24	0	18.75	0	24.36	15	22.39	6	12.82	6	41.42	15	36.23	8	25.73	2	31.60	16	18.47	2	30.50	11	11.87	4	22.87	14
11	Orsinger, Michael	362.20	119	0	1	1	61.19	12	0	7.11	0	21.65	2	25.99	16	26.68	18	35.44	5	25.94	1	29.42	8	32.47	22	28.43	9	35.14	8	11.41	6	21.33	12
12	Barresi, Douglas	368.08	111	0	1	0	53.26	12	0	11.36	1	18.42	2	25.49	12	19.75	22	43.73	5	40.77	0	34.78	7	29.51	12	22.12	0	33.36	11	13.47	9	22.06	18
13	Braden, Anthony	368.70	115	1	1	0	45.93	8	0	9.83	0	25.38	10	20.35	5	16.62	13	34.27	4	66.57	12	28.53	10	31.14	19	21.56	4	29.83	6	12.14	8	26.55	16
14	Schmatz, Arnold	368.71	199	2	2	1	63.34	28	0	17.53	17	17.16	1	19.78	17	17.14	22	23.64	7	52.46	25	33.48	27	40.55	23	23.69	2	27.95	13	10.08	6	21.91	11
15	Klassanos, Chris	380.56	95	2	2	0	58.64	11	0	18.78	3	21.94	0	20.12	6	20.85	10	42.86	6	34.18	5	30.10	9	33.34	12	27.87	5	35.79	8	15.65	9	20.44	11
16	Kachel, Jeffrey	401.43	107	2	0	2	65.40	2	0	11.55	1	21.64	0	24.86	14	21.39	11	54.42	16	35.87	0	39.23	14	36.76	22	22.78	0	33.72	8	10.31	3	23.50	16
17	Wagner, Kevin	424.51	145	4	1	0	66.26	49	0	22.17	2	17.16	0	24.58	19	17.90	11	51.68	4	66.64	15	25.64	2	42.18	18	25.38	5	28.19	3	10.32	2	26.41	15
18	Evler, Allen	430.18	137	3	0	0	79.86	52	0	9.03	0	25.83	0	24.52	8	16.08	9	39.33	1	39.83	11	26.11	6	63.34	27	31.52	6	38.56	9	11.80	4	24.37	4
	Mashkovich, Vladimir	INC	113	2	2	1	61.38	22	0	15.29	5	17.89	2	31.90	8	24.17	19	30.78	8	31.66	1	30.33	11	34.43	18	23.65	4	37.22	15	0	0	0	


CDP - Marksman

1	Healy, John	351.18	133	1	2	0	66.47	25	0	10.86	8	21.40	15	22.33	9	33.19	14	29.68	4	31.15	0	27.71	9	29.01	17	20.08	5	29.61	9	12.56	10	17.13	8
2	Bourgeois, Scott	360.15	130	0	1	0	56.52	14	0	10.07	3	19.93	6	26.27	13	13.93	6	35.92	9	34.34	10	33.66	9	37.07	24	23.98	3	31.99	11	9.72	4	26.75	18
3	Dinho, Gary	391.30	124	1	1	0	73.09	25	0	12.28	4	19.53	0	25.39	14	16.93	7	39.62	1	30.07	0	24.47	4	36.77	26	26.12	8	39.75	5	16.45	12	30.83	18
4	Blow, Jamie	419.02	186	1	5	2	73.43	19	0	9.97	1	17.45	2	31.64	19	23.49	6	42.29	13	30.96	10	31.78	34	44.97	32	31.27	3	32.12	12	18.58	18	31.07	17
5	Bernash, Robert	449.74	203	0	3	2	73.54	39	0	18.98	7	18.93	6	25.38	14	15.88	11	38.39	14	44.53	19	42.15	20	35.54	22	49.18	0	45.96	23	15.64	8	25.64	20
6	Marks, Scott	476.25	225	3	1	6	58.60	23	0	14.86	5	35.28	6	35.00	16	24.38	10	39.16	13	44.63	19	37.39	20	38.14	30	38.66	14	55.86	38	22.34	10	31.95	21
	Owens, Brian	DQ																															
	Brown, Dave	INC	148	2	0	1	120.16	49	0	21.67	5	59.04	12	25.97	12	29.73	8	81.65	5	67.22	11	44.08	8	63.67	24	52.82	10	55.81	4	0	0	0	

ESP - Enhanced Service Pistol

ESP - Master

DC	Vogel, Robert	150.72	32	1	0	0	29.58	5	0	6.38	3	8.82	0	9.45	3	6.57	2	12.63	2	11.69	0	9.54	2	11.93	1	8.28	0	17.05	8	5.27	1	13.53	5
1	Warren, Scott	175.58	57	0	0	0	39.54	20	0	5.18	0	10.65	0	10.76	2	7.29	3	17.96	7	15.52	1	11.09	3	12.93	2	9.95	1	18.81	8	7.35	6	8.55	4
2	McGinty, James	188.33	47	0	1	0	35.46	12	0	4.74	0	12.52	1	10.49	3	7.08	2	13.99	2	30.59	1	15.64	7	18.45	8	10.32	3	16.65	6	4.44	0	7.96	2
3	Allen, Morgan	188.54	60	0	0	0	36.96	13	0	8.79	8	13.07	2	12.79	4	7.59	1	15.86	2	13.52	0	13.97	3	16.62	7	10.15	2	18.11	4	8.55	5	12.56	9
4	Byerly, Gary	194.92	56	0	0	0	38.61	19	0	6.11	2	12.16	4	7.67	3	13.56	5	15.82	2	15.84	0	13.10	2	27.92	4	11.83	3	17.38	5	7.41	5	7.51	2
5	Cutler, Brian	224.30	44	0	1	0	40.10	5	0	8.32	0	14.68	0	12.35	3	14.11	1	18.21	1	21.88	0	21.63	6	23.16	13	10.92	0	17.11	2	8.94	2	12.89	11
6	Patsellis, Mark	248.60	126	0	1	1	45.06	20	0	13.72	2	10.06	6	13.09	7	8.30	5	18.00	7	20.54	4	18.90	16	23.17	19	21.50	2	35.23	21	9.88	9	11.15	8
7	Steskla, Brian	248.74	73	2	1	0	40.28	12	0	6.02	0	16.79	0	15.44	7	17.00	20	30.72	9	20.89	1	17.95	2	23.07	6	18.11	4	21.28	8	7.37	2	13.82	2
8	McGee, Bobby	275.94	117	1	2	0	51.87	21	0	6.82	2	23.43	11	17.27	11	10.26	8	22.78	15	41.21	0	24.42	7	20.77	12	13.59	5	18.11	7	17.29	11	8.12	7
	Koenig, Doug	DQ																															




2009 S&W IDPA Indoor National

February 18-21, 2009

All Shooters

Match Score	--Penalties--				Stage 1	Stage 2	Stage 3	Stage 4	Stage 5	Stage 6	Stage 7	Stage 8	Stage 9	Stage 10	Stage 11	Stage 12	Stage 13	Stage 14												
	PD	NT	PE	FN																										
ESP - Expert																														
1 Drager, Doug	211.08	83	0	1	0	39.51 12	0	5.54	0	13.51	3	13.17	6	12.16 10	18.69	5	17.72	2	15.24	6	22.89 13	12.27	4	19.45	6	9.92	8	11.01	8	
2 Dolio, David	224.28	63	2	0	0	42.66 10	0	6.22	0	14.09	1	15.39	9	10.40	8	20.25	5	19.35	0	20.17	5	20.05 14	13.00	1	20.05	2	7.13	2	15.52	6
3 Robertson, Terrance	226.52	68	1	1	0	47.03	4	7.00	1	13.64	3	10.62	9	12.06	1	21.09	8	22.02	7	13.49	6	22.24 16	14.19	4	19.71	3	7.74	1	15.69	5
4 Cronin, Pat	234.50	121	1	0	0	50.40 30	0	8.31	2	11.87	1	13.04	7	10.09	5	18.65	7	18.81	5	20.15 14	24.68 23	13.58	6	20.32	8	9.03	6	15.57	7	
5 Hardesty, Wayne	241.59	54	0	0	0	40.63	6	8.57	1	16.25	6	13.71	1	10.49	3	22.40	4	21.15	1	25.48	5	25.04 11	14.37	3	25.07	6	6.21	0	12.22	7
6 Cheng, Stephen	248.43	121	1	0	0	44.42 13	0	6.61	3	17.25 13	16.80 12	10.28	7	25.18 11	22.67	1	20.31 15	26.09 22	12.96	3	26.03 10	8.33	3	11.50	8					
7 Bast, Thomas	251.39	101	1	0	0	44.94 16	0	8.32	2	21.59	7	17.82 10	8.83	4	19.82	2	16.68	0	19.25 11	27.37 25	15.59	7	26.20	8	7.60	1	17.38	8		
8 Dollar, Luke	254.72	60	1	0	0	48.85	9	8.47	0	15.76	0	12.40	1	8.12	2	22.76	1	30.88	2	21.81	3	25.12 13	14.05	3	23.85 12	11.01	7	11.64	7	
9 Gordon, Lewis	256.50	82	0	3	0	60.47 22	0	9.84	7	13.94	0	23.27 19	9.58	4	20.74	0	19.58	1	16.61	3	18.57	6	15.89	0	25.56	4	7.59	2	14.86 14	
10 Davoli, Ralph	270.97	131	0	0	2	47.28 14	0	7.27	3	14.98	3	17.25 12	11.05	3	18.74	2	26.79 10	25.35 17	25.92 24	25.86 13	29.60 17	8.61	4	12.27	9					
11 Pastrana, Joe	280.09	82	0	0	0	53.99 14	0	8.72	0	17.62	0	17.38	6	11.12	3	24.37	3	28.61	1	23.02	9	29.12 12	14.05	2	26.38 15	9.34	3	16.37 14		
12 Rudko, Taras	282.00	101	0	0	0	42.55	5	7.37	1	17.56	4	22.19 23	20.69	2	18.93	0	37.49 20	20.97	4	29.91 19	14.96	1	26.08	8	11.27	9	12.03	5		
13 Rueffert, Ken	286.51	131	1	0	1	45.08 16	0	8.59	2	18.55	6	16.66 11	10.48	9	21.99	9	26.72	0	24.60 15	23.37 16	13.46	3	34.51 22	25.18 12	17.32 10					
14 McGregor, Scott	296.66	95	0	4	0	66.14 20	0	7.91	1	16.16	0	17.98	4	11.95	7	22.40	3	35.39	5	21.30	6	30.01 22	18.84	2	26.54 14	8.80	4	13.24	7	
15 Davoli, Kyle	345.53	190	2	4	1	66.19 37	0	10.92	8	24.58 10	24.24 22	11.67	3	24.69	5	38.86 23	29.60 25	34.41 30	27.15	6	25.77	9	12.62	8	14.83	4				
Jacovino, Edward	DNF																													
Gelberger, Gene	DQ																													
McGinty, Joe	DQ																													
ESP - Sharpshooter																														
1 Hall, Don	274.54	60	1	1	0	53.84 10	0	7.43	0	14.14	1	17.98 10	12.76	4	26.38	2	28.57	0	16.56	2	24.10	8	16.51	5	28.60	4	9.14	3	18.53 11	
2 Moulton, Roy	281.95	153	0	1	1	52.28 26	0	8.67	3	16.43	3	18.74 11	10.56	5	31.29 13	20.99	2	20.79 16	29.54 27	23.75 14	25.40 15	9.20	4	14.31 14						
3 Ray, Robert	299.05	99	1	1	0	60.15 21	0	8.01	0	16.17	5	17.06	6	10.89	6	22.32	3	26.18	1	31.00 11	33.28 21	25.28	3	27.00	9	9.87	7	11.84	6	
4 Meyer, Harry	305.44	142	1	0	1	50.60 13	0	8.14	0	32.83 26	19.25	9	14.37 11	24.75	8	27.15	5	23.07 13	24.10 12	16.40	4	32.39 16	7.94	2	24.45 23					
5 Scahill, Frank	307.21	104	1	3	0	58.79	8	9.30	0	16.36	0	26.92 16	12.55	6	27.31	5	25.58	3	24.54	8	27.63 20	18.97	4	28.36 12	11.11	8	19.79 14			
6 Bowser, Cindy	321.55	138	1	1	2	55.21 10	0	8.75	1	15.40	1	16.51 10	13.16 11	27.59	8	34.66	7	26.73 10	33.88 28	15.71	2	42.35 29	11.79	7	19.81 14					
7 Hemphill, Duane	323.89	94	1	1	1	56.03 15	0	7.92	0	18.27	0	18.95	6	11.19	3	29.26	6	29.17	3	21.80	4	26.61 12	37.03 10	34.43 13	12.03	9	21.20 13			
8 Dodd, Charles	330.71	115	3	1	0	47.35 11	0	10.88	3	22.59	5	14.86	5	15.32	4	25.51	3	44.64 11	33.16 10	38.35 33	17.47	5	28.73	6	11.23	6	20.62 13			
9 Cannon, Don	331.62	185	2	0	1	62.05 50	0	7.46	0	24.73 21	20.60 13	14.44 10	34.98 23	29.28	4	22.23	7	28.93 21	18.10	3	32.03 12	17.28	9	19.51 12						
10 Canney, David	341.08	136	1	2	1	69.10 20	0	8.18	1	21.23 12	20.63 14	11.51	5	27.28	7	32.52	8	25.66	6	30.23 25	27.49 11	29.73	7	12.64	5	24.88 15				
11 Fairchild, John	341.98	107	1	2	1	65.24 14	0	8.46	1	20.67	0	21.14 13	10.90	7	35.33 20	28.32	0	18.62	6	25.02 13	37.23 13	34.45	8	12.53	1	24.07 11				
12 Romaniw, Walt	343.74	141	2	3	0	62.70 26	0	15.98 14	19.17	0	21.96 16	13.20 11	25.30	7	36.52	6	26.85	6	36.24 19	17.85	3	33.04 10	12.60	10	22.33 13					
13 Weldon, Glenn	366.09	144	1	3	0	67.56 18	0	14.68 10	19.53	1	28.37 21	12.29	5	33.88 12	34.96 11	26.52 10	36.30 23	23.39	5	35.41 13	12.15	5	21.05 10							
14 Ioan, Robert	393.20	138	4	1	2	59.05 19	0	11.86	1	24.27	3	25.63 10	19.51	5	34.29 13	33.33	2	36.55	7	40.70 31	24.66	3	46.13 21	15.76 12	21.46 11					
15 Bijananda, Tony	404.46	239	2	4	2	64.49 35	0	15.00 14	28.99 21	25.05 22	17.45 10	34.12 19	33.00 10	27.25 17	34.25 18	26.62 10	45.43 29	23.51 12	29.30 22											
Schiffman, Larry	DNF																													



2009 S&W IDPA Indoor National

February 18-21, 2009


All Shooters

Match	Score	--Penalties--				Stage 1	Stage 2	Stage 3	Stage 4	Stage 5	Stage 6	Stage 7	Stage 8	Stage 9	Stage 10	Stage 11	Stage 12	Stage 13	Stage 14														
		PD	NT	PE	FN																												
ESP - Marksman																																	
1	Robinson, Ray	336.31	95	2	0	0	56.40	18	0	10.10	4	23.08	8	24.03	12	10.62	5	28.44	1	29.10	0	29.90	6	34.46	17	19.74	2	34.52	7	11.26	2	24.66	13
2	Richards, Tom	342.95	127	1	3	1	59.44	22	0	10.35	4	15.38	0	19.17	5	13.19	2	29.80	5	28.39	1	33.96	15	36.24	27	29.76	8	36.61	17	9.75	1	20.91	20
3	Todd, John	398.07	198	2	0	1	71.42	47	0	12.43	7	22.50	1	19.56	9	22.53	11	42.87	9	38.33	16	33.50	21	40.41	32	18.95	4	41.24	19	10.38	3	23.95	19
4	Netinho, Richard	403.84	160	1	1	1	67.01	23	0	18.20	9	23.91	0	20.64	9	16.98	13	40.50	2	49.05	0	31.31	19	34.32	20	31.94	16	33.57	24	11.17	6	25.24	19
5	Catterall, John	412.35	161	1	5	1	70.50	16	0	13.55	6	25.70	10	22.78	7	18.11	9	45.38	11	35.50	8	37.53	15	39.26	21	27.61	10	37.15	14	17.62	12	21.66	22
6	Delea, Gregg	425.94	136	1	1	0	62.91	32	0	12.45	5	18.36	1	21.62	9	26.67	12	37.41	6	48.97	16	37.87	8	42.17	21	34.27	3	36.86	8	16.02	8	30.36	7
7	Birchenough, Fred	443.16	238	1	5	3	79.38	50	0	11.27	5	22.37	5	39.83	29	28.67	31	32.89	4	52.10	18	24.47	9	37.29	21	28.01	6	48.98	34	10.32	5	27.58	21
8	Pope III, Henry	480.23	264	3	5	2	75.52	39	0	19.47	23	34.79	6	29.51	32	16.44	11	36.44	7	44.91	32	43.14	29	58.89	42	33.07	5	36.98	10	12.51	7	38.56	21
9	Richards, Kitty	707.08	193	0	3	2	90.49	26	0	25.09	2	56.67	16	51.39	11	74.58	5	55.55	7	65.69	11	53.84	13	74.60	36	30.78	5	52.73	8	28.26	17	47.41	36
	Williams, Paul	DNF																															

SSP - Stock Service Pistol

SSP - Master

DC	Sevigny, Dave	151.86	36	0	0	0	28.60	5	0	5.08	0	9.77	1	8.97	1	5.47	0	11.74	0	15.34	1	10.79	3	13.77	5	8.03	1	14.98	2	10.45	12	8.87	5
1	Meyers, James	196.98	28	0	1	1	40.98	4	0	7.04	0	13.15	0	13.32	1	7.07	0	15.58	1	14.37	1	12.43	3	15.14	1	12.25	0	30.98	15	6.68	1	7.99	1
2	Yost, Tom	205.92	61	0	0	0	38.25	11	0	7.08	2	13.99	4	13.26	6	9.50	6	16.65	0	16.76	0	17.95	6	23.70	12	10.45	0	20.64	3	5.76	1	11.93	10
3	Burwell, Dan	208.59	75	0	0	0	34.20	4	0	6.62	0	14.39	0	15.90	11	11.46	10	15.57	2	18.53	0	19.31	11	18.92	7	11.64	2	22.67	14	12.36	11	7.02	3
4	Masselli, Michael	213.79	66	1	0	0	41.06	10	0	6.91	0	15.02	6	12.91	4	8.17	2	15.85	2	20.14	6	16.46	10	21.31	9	10.33	0	23.07	8	7.34	4	15.22	5
5	Redl, Mark	214.11	58	0	1	0	36.66	7	0	9.10	5	12.70	1	14.03	4	9.92	7	22.89	1	17.88	0	16.18	2	19.34	10	14.76	1	21.49	9	5.66	0	13.50	11
6	Bold, David	215.31	50	0	0	0	41.70	11	0	7.90	3	13.68	0	13.13	3	7.91	2	17.95	0	23.13	4	17.61	5	16.04	4	13.11	1	24.79	9	7.06	2	11.30	6
7	Moore, Rob	219.38	72	0	0	0	38.58	11	0	8.08	2	15.01	5	14.47	6	9.38	3	16.93	5	23.73	6	18.35	7	24.57	14	11.83	0	21.02	5	8.07	4	9.36	4
8	Marocchini, Andrew	221.06	72	1	1	0	43.87	15	0	6.90	1	13.33	0	16.86	7	10.15	7	17.34	1	13.89	0	19.57	4	24.39	11	11.42	1	19.96	7	8.22	3	15.16	15
9	Pollard, Myron	221.65	80	0	1	0	49.83	21	0	6.73	0	12.76	2	13.64	3	8.90	4	16.01	2	20.87	0	13.86	3	19.73	9	12.08	2	24.59	17	11.93	12	10.72	5
10	Reidy, Scott	245.38	41	1	0	0	41.17	9	0	6.80	0	18.71	0	15.50	0	10.96	4	23.10	2	25.27	1	17.66	2	19.53	5	13.12	0	26.71	6	7.55	1	19.30	11
11	Rogers, Randi	253.74	85	0	0	0	38.96	8	0	9.71	6	14.31	0	15.29	1	8.39	0	21.24	4	30.88	11	19.31	4	33.39	19	13.03	2	20.20	3	9.44	5	19.59	22
12	Panzl, Greg	255.90	131	1	0	1	42.51	16	0	10.39	8	15.31	7	17.52	13	8.07	3	18.18	3	33.51	12	18.71	14	20.47	14	13.15	3	32.57	22	6.84	3	18.67	13
13	Gardner, Bill	258.23	72	0	1	0	54.67	10	0	7.26	0	16.14	0	16.08	7	14.49	9	20.18	4	20.11	0	22.27	5	25.60	14	13.69	0	25.51	11	8.19	1	14.04	11
14	Painchaud, Adam	259.42	141	0	1	0	55.36	33	0	9.02	7	12.87	1	14.93	2	17.17	18	20.79	3	27.31	10	15.43	4	25.09	13	11.35	4	18.51	5	13.26	17	18.33	24
15	Murphy, Corey	267.30	125	0	0	0	53.92	26	0	13.14	2	18.60	3	16.52	5	12.52	5	20.43	3	25.02	10	18.36	12	29.38	27	14.83	6	26.75	17	7.66	2	10.17	7
16	Kenneson, Dylan	271.90	102	0	0	1	48.30	7	0	8.04	0	14.22	0	20.17	4	13.57	9	22.94	8	22.09	0	23.66	12	26.49	16	16.84	8	33.22	20	7.76	4	14.60	14
17	Silbitzer, Hans	274.20	140	1	0	2	45.93	20	0	10.35	6	14.53	0	18.26	14	13.77	12	26.49	16	19.10	1	19.56	10	24.48	15	16.68	10	38.69	22	7.57	3	18.79	11
18	Tate, Roger	277.50	126	1	1	0	45.77	10	0	7.37	3	13.62	1	17.01	10	9.84	7	24.88	8	32.00	12	21.63	14	29.69	28	12.32	2	33.63	10	10.73	9	19.01	12
19	Jones, W.T.	290.83	128	0	3	0	53.92	20	0	8.39	4	23.40	11	17.62	11	13.52	12	26.61	11	32.95	13	22.66	4	28.18	17	13.70	3	25.97	7	8.40	3	15.51	12
20	Der, Ken	347.79	114	2	0	2	51.23	13	0	9.11	1	15.86	1	20.18	4	22.11	11	51.96	17	37.15	3	17.38	2	30.35	19	20.73	6	33.55	16	11.70	7	26.48	14
	Strader, Phil	DNF																															




2009 S&W IDPA Indoor National

February 18-21, 2009

All Shooters

Match	Score	--Penalties--				Stage 1	Stage 2	Stage 3	Stage 4	Stage 5	Stage 6	Stage 7	Stage 8	Stage 9	Stage 10	Stage 11	Stage 12	Stage 13	Stage 14														
		PD	NT	PE	FN																												
SSP - Expert																																	
1	Sexton, Barrett	222.68	68	0	2	0	42.82	12	0	7.53	1	13.24	1	12.83	3	7.72	3	19.21	8	21.38	0	18.25	6	25.30	15	13.56	1	20.58	7	8.53	3	11.73	8
2	Zaniboni, Charles	231.73	81	0	1	0	40.28	11	0	7.29	3	13.46	1	14.94	6	11.56	7	24.87	1	23.08	8	13.94	3	27.35	14	12.27	5	25.99	17	7.15	1	9.55	4
3	Picard, Ted	244.42	86	1	1	0	40.10	7	0	7.66	5	12.60	1	13.71	3	15.31	6	20.06	8	17.83	1	12.39	0	30.84	32	18.30	4	31.59	10	7.17	1	16.86	8
4	Dunham, Jim	252.99	86	1	2	0	52.07	23	0	7.14	0	14.72	0	17.24	10	13.71	12	17.82	2	21.27	0	19.69	6	24.03	14	14.66	5	20.15	4	9.06	3	21.43	7
5	Ellwanger, Chris	256.27	142	1	0	0	34.35	8	0	6.28	1	19.44	10	18.86	17	14.01	13	21.25	5	27.99	6	19.37	9	26.57	21	16.12	5	24.15	17	7.55	4	20.33	26
6	Bies, Nick	260.23	99	0	1	0	51.68	20	0	13.97	10	17.42	2	16.17	9	11.34	9	22.76	1	23.07	0	20.55	11	20.29	8	15.16	3	27.17	15	10.07	5	10.58	6
7	Theroux, Joe	260.33	62	0	0	0	44.45	8	0	7.75	0	20.30	8	16.49	2	10.55	6	20.44	2	29.81	0	22.05	2	27.72	13	16.02	9	27.01	7	7.74	2	10.00	3
8	Taylor, Lou	261.35	93	0	0	0	51.11	9	0	7.43	3	16.22	3	16.85	8	14.34	13	24.59	9	22.54	0	18.36	4	26.49	16	15.92	8	27.67	10	8.94	5	10.89	5
9	Holmes, Matthew	261.94	68	1	0	0	46.26	11	0	8.11	0	13.49	1	19.09	14	10.14	4	22.14	3	24.41	6	16.73	5	22.84	10	22.21	0	24.50	1	8.00	2	24.02	11
10	Lee, Edwin	264.44	84	0	0	1	52.17	13	0	9.01	1	15.70	0	15.44	3	10.47	3	20.79	3	24.41	10	22.47	5	24.20	14	12.83	1	34.00	17	8.49	3	14.46	11
11	Macgray, Andrew	264.87	65	0	1	0	47.91	13	0	7.08	0	17.48	5	15.98	5	10.52	2	19.53	1	25.54	1	21.12	3	26.57	15	18.03	2	29.01	12	14.01	0	12.09	6
12	Eller, David	271.12	84	1	1	0	56.73	17	0	7.24	0	16.60	2	24.86	25	8.22	3	25.50	2	22.84	2	17.27	0	20.42	6	12.80	2	26.34	7	8.40	2	23.90	16
13	Voket, Joseph	274.36	71	1	0	0	44.63	5	0	14.05	0	17.70	7	13.99	3	14.93	8	34.52	0	21.93	0	20.16	6	22.98	9	16.37	5	22.85	7	7.05	1	23.20	20
14	Barnak, Mark	283.75	87	1	1	0	45.87	2	0	8.14	0	15.29	0	20.20	16	11.16	7	24.39	3	26.20	3	23.61	8	28.35	15	15.76	2	29.05	7	14.38	9	21.35	15
15	Burek, Michael	285.55	61	1	0	1	46.74	3	0	12.22	9	22.49	1	19.18	9	10.89	1	27.80	11	24.03	0	19.68	6	21.78	4	22.46	1	31.86	10	8.86	1	17.56	5
16	Miller, Russell	286.07	114	0	1	0	48.58	16	0	8.67	1	19.40	1	19.39	11	9.65	4	22.67	11	25.42	1	23.52	8	42.45	38	17.10	8	23.88	7	6.83	0	18.51	8
17	Fontaine, David	286.83	67	1	1	0	42.90	4	0	11.26	6	14.64	0	17.95	8	11.49	6	25.57	0	32.12	1	34.83	8	27.34	17	16.68	1	30.09	7	8.30	2	13.66	7
18	Desmond, Bill	289.66	187	1	0	1	41.49	11	0	11.15	12	13.87	0	21.05	23	10.93	9	27.81	19	28.51	13	35.27	35	27.36	24	15.89	5	25.14	15	9.21	3	21.98	18
19	Jones, David	291.84	97	1	1	0	53.84	23	0	7.97	3	20.19	0	22.83	3	8.66	3	32.22	15	30.15	7	21.75	8	23.00	11	16.69	6	29.29	10	7.86	1	17.39	7
20	Heriot, Michael	296.44	97	1	0	1	45.79	5	0	7.98	0	14.08	2	22.67	16	16.82	2	26.81	10	31.24	12	26.14	6	27.41	13	15.06	7	25.22	4	21.22	17	16.00	3
21	Henderson, Dan	297.24	150	0	1	1	53.58	23	0	9.88	5	19.37	10	17.24	9	15.87	11	30.77	6	25.29	13	19.17	2	28.69	22	22.72	11	27.28	15	10.54	8	16.84	15
22	Novati, Massimo	299.23	110	3	0	0	51.67	26	0	9.19	1	17.00	0	24.55	19	9.19	4	26.50	7	31.11	6	25.02	5	30.95	18	28.74	8	16.56	4	8.97	2	19.78	10
23	Bartha, Steve	303.80	95	2	1	0	58.12	17	0	10.94	4	14.73	0	23.06	16	12.98	4	24.63	6	25.59	0	27.78	4	28.37	13	16.31	5	27.33	6	12.43	11	21.53	9
24	Whitehouse, Jeff	307.77	118	1	0	0	54.95	23	0	10.50	5	18.11	0	18.59	11	13.81	13	24.32	6	36.95	11	21.03	7	30.07	18	29.83	9	16.76	1	9.28	4	23.57	10
25	Iannelli, Federico	313.07	76	0	0	0	54.20	12	0	15.02	9	19.03	1	20.91	6	23.22	0	23.65	4	28.82	7	25.05	0	24.77	11	19.34	5	34.16	7	8.68	1	16.22	13
26	Dupont, Michael	313.21	145	1	1	2	45.36	11	0	7.04	0	16.82	0	22.14	20	19.96	25	21.98	6	37.23	7	27.67	9	30.77	20	27.41	14	34.28	20	7.63	2	14.92	11
27	LaPlant, A.J.	320.11	153	1	1	0	49.01	15	0	11.82	8	20.22	1	18.25	12	11.88	8	32.64	12	29.31	0	24.15	24	37.06	33	17.92	2	33.35	13	11.22	8	23.28	17
28	Torres-Reyes, Laura	321.39	157	1	3	0	64.11	20	0	10.61	1	24.92	0	18.62	14	15.05	15	25.42	9	27.70	3	26.53	8	25.29	21	19.89	7	29.55	25	13.90	13	19.80	21
29	Williams, Tom	324.24	93	1	3	0	66.49	18	0	16.34	14	16.79	2	19.89	9	28.84	3	18.09	7	25.76	2	20.39	6	27.85	13	27.28	1	24.03	9	8.78	1	23.71	8
30	Greg, Jerry	329.84	155	1	3	1	61.32	32	0	8.08	2	16.84	6	21.92	20	20.97	17	23.83	10	28.48	5	24.30	7	38.43	17	19.94	9	29.37	11	18.66	11	17.70	8
31	Kenneson, Scott	333.33	55	0	1	0	68.96	7	0	9.31	1	21.08	0	31.34	1	12.87	3	33.64	2	29.19	1	28.63	7	32.62	15	17.00	1	24.51	5	7.61	0	16.57	12
32	Hipp, Ron	346.98	174	0	4	0	67.73	27	0	5.99	0	19.80	7	22.08	16	13.72	9	22.92	7	37.45	8	35.94	17	35.29	33	21.72	2	30.40	10	14.83	17	19.11	21
33	Creamer, Jeff	381.24	128	0	1	0	75.90	34	0	9.61	2	22.74	5	23.85	21	17.11	4	34.40	6	47.48	1	31.83	7	38.94	22	18.84	0	33.95	14	12.04	3	14.55	9
	Green, Jonathan	DQ																															
	Freda, John	DNF																															
	McDonald, Kevin	DQ																															




2009 S&W IDPA Indoor National

February 18-21, 2009

All Shooters

Match Score	--Penalties--				Stage 1	Stage 2	Stage 3	Stage 4	Stage 5	Stage 6	Stage 7	Stage 8	Stage 9	Stage 10	Stage 11	Stage 12	Stage 13	Stage 14															
	PD	NT	PE	FN																													
SSP - Sharpshooter																																	
1	Bourgeois, Keith	246.37	86	0	0	0	40.69	10	0	9.05	5	13.69	1	16.47	5	10.18	3	18.36	2	26.98	11	18.90	5	27.59	18	12.90	3	29.61	12	10.37	4	11.58	7
2	Barrera, Michael	274.48	185	1	1	0	46.07	26	0	16.80	15	13.41	2	18.11	16	13.83	15	24.55	18	36.46	17	19.93	12	23.92	21	12.95	4	24.26	18	8.47	4	15.72	17
3	Ritchie, David	280.49	96	0	0	0	47.70	11	0	10.24	1	16.34	0	19.75	12	10.90	7	25.87	1	27.54	5	25.43	5	28.66	19	12.88	0	28.81	16	8.60	3	17.77	16
4	Tully, Dennis	287.98	74	1	2	0	57.93	15	0	9.20	0	15.31	0	16.53	6	11.27	3	25.47	3	25.26	0	24.23	8	27.96	16	18.11	3	27.97	9	9.05	1	19.69	10
5	Girardin, David	288.40	130	1	1	1	46.54	12	0	11.89	6	15.14	2	14.95	7	10.69	8	22.06	7	24.10	3	31.38	18	28.53	21	15.69	4	38.11	16	12.03	9	17.29	17
6	Denys, Lou	300.73	122	1	0	1	52.45	21	0	14.35	13	15.34	5	17.83	3	13.94	8	22.61	4	28.88	4	20.73	7	28.25	13	31.42	15	19.39	3	10.55	5	24.99	21
7	Joffe, Michael	301.32	100	0	0	1	57.80	19	0	11.40	0	16.89	0	22.84	5	13.04	3	23.94	0	21.74	0	21.34	8	25.55	13	24.17	9	30.94	13	14.16	13	17.51	17
8	Greski, Leonard	305.14	128	0	0	0	45.54	12	0	10.05	7	24.40	4	19.26	8	17.78	13	25.88	10	43.49	25	24.90	5	30.34	17	15.20	1	22.61	7	11.00	8	14.69	11
9	Currier, Chris	305.95	123	2	0	1	52.61	13	0	17.85	15	16.95	10	17.58	10	9.05	3	19.24	3	33.69	11	19.44	5	25.83	12	32.12	10	32.56	18	8.61	3	20.42	10
10	Bambu, James	311.74	115	1	0	0	61.50	19	0	10.32	1	17.88	0	19.55	7	13.45	10	26.63	10	25.41	1	25.57	10	33.32	23	16.22	2	31.06	12	10.91	7	19.92	13
11	Nash, Matthew	315.70	108	1	4	0	64.47	25	0	7.55	0	21.17	0	17.90	10	16.41	11	24.91	6	33.18	2	19.42	3	30.98	26	22.64	3	29.81	11	8.80	2	18.46	9
12	Harding, Eric	317.04	104	0	0	0	60.39	17	0	12.13	6	17.30	2	16.76	5	12.04	7	28.28	2	46.30	7	24.86	8	29.33	17	16.65	6	29.53	16	11.77	6	11.70	5
13	Schafhausen, Thomas	321.26	61	0	1	0	55.48	6	0	19.65	5	20.27	0	17.94	4	15.64	5	24.18	3	30.85	0	32.71	8	31.26	15	17.90	1	29.66	4	10.31	1	15.41	9
14	Flynn, Bill	323.58	83	0	5	2	65.95	10	0	9.05	0	20.34	10	16.22	4	19.42	12	26.14	2	27.42	5	31.12	2	26.90	11	13.77	2	38.59	11	12.07	9	16.59	5
15	Aubuchon, Paul	329.72	103	0	0	0	55.58	14	0	25.24	11	20.65	0	23.14	10	13.03	0	26.43	6	28.67	20	21.76	3	29.91	14	23.12	4	34.85	9	9.80	2	17.54	10
16	LoProto, Anthony	339.85	188	1	2	2	62.17	26	0	8.22	2	21.92	6	22.41	21	15.16	16	28.74	19	28.32	8	33.89	24	27.84	16	17.85	4	37.81	22	11.82	7	23.70	17
17	Zaino, Stephen	340.72	185	0	0	2	58.49	24	0	16.19	15	18.34	3	36.58	34	16.32	12	25.31	1	28.10	2	26.03	20	34.68	26	14.66	2	28.43	14	12.17	9	25.42	23
18	Murphy, Neil	349.86	165	1	2	2	55.40	6	0	11.39	9	28.52	20	27.18	21	13.67	8	28.34	3	23.94	0	28.96	11	35.64	33	22.51	8	37.97	23	12.47	7	23.87	16
19	Beitel, Jim	351.73	105	1	0	0	60.84	6	0	11.41	5	19.53	0	21.90	11	11.06	2	31.34	1	47.78	16	33.91	9	31.06	17	20.34	1	30.90	15	11.52	5	20.14	17
20	Robbins, Joshua	354.58	112	2	0	1	56.92	14	0	6.95	0	21.01	11	22.87	15	14.76	5	45.55	7	43.35	11	26.62	9	36.66	19	14.39	0	35.45	12	11.01	3	19.04	6
21	Ellis, Richard A	360.41	185	2	0	2	63.47	30	0	11.54	8	17.45	3	29.91	29	15.65	13	31.22	9	34.94	15	27.23	14	26.14	12	15.71	3	50.89	24	14.87	9	21.39	16
22	Bergeron, Russell	361.03	190	2	3	1	56.47	24	0	7.12	1	17.90	0	23.25	17	15.57	15	34.53	27	46.15	24	21.49	9	34.68	16	20.57	10	42.16	19	16.88	10	24.26	18
23	Kornilieff, James	363.18	77	0	1	0	56.28	13	0	10.98	2	18.33	0	26.06	13	17.94	4	30.66	4	47.38	8	29.85	4	38.55	13	19.73	1	33.52	4	15.02	7	18.88	4
24	Strangia, Mike	367.50	171	0	1	2	62.28	37	0	10.96	2	22.14	8	22.19	18	19.99	10	27.66	8	27.51	2	24.00	8	45.53	24	22.54	6	50.85	21	11.20	5	20.65	22
25	Kozlowski, John	369.55	89	1	0	0	56.28	10	0	11.37	1	21.90	0	20.49	6	16.72	6	34.27	1	47.34	9	28.79	4	35.53	13	27.32	1	34.29	10	13.66	7	21.59	21
26	Fraser, Jason	381.65	168	2	0	1	61.23	21	0	9.28	0	23.53	13	27.53	22	13.38	7	32.80	8	32.08	2	33.47	7	38.85	26	20.73	8	46.09	19	19.47	16	23.21	19
27	Picariello, Joe	389.28	139	1	0	1	64.99	25	0	10.04	1	20.94	0	24.23	9	17.87	7	36.60	5	34.58	4	35.95	10	41.36	22	29.40	12	35.80	16	13.72	7	23.80	21
28	Dzamko, Robert	393.70	115	0	1	0	65.27	25	0	15.87	12	19.73	0	25.67	14	13.71	5	33.91	3	38.45	6	26.61	4	48.26	21	29.69	1	42.20	2	16.87	10	17.46	12
29	Disbrow, Frank	400.88	143	2	3	0	86.04	26	0	12.33	3	18.20	4	23.66	8	19.25	2	36.84	3	30.26	10	34.16	18	34.22	18	25.73	5	40.24	11	14.20	12	25.75	23
30	Hutchinson, Dale	412.21	134	0	2	0	70.24	18	0	17.26	16	21.18	15	22.80	6	19.40	10	31.78	6	52.99	2	36.69	18	34.47	13	32.60	0	42.20	11	12.74	7	17.86	12
	Torres-Reyes, Jose	DQ																															
	Moysey, Steve	DNF																															
	Goloski, Peter	DNF																															
	Hogan, Mark	DNF																															



2009 S&W IDPA Indoor National

February 18-21, 2009

All Shooters

Match Score	--Penalties--				Stage 1	Stage 2	Stage 3	Stage 4	Stage 5	Stage 6	Stage 7	Stage 8	Stage 9	Stage 10	Stage 11	Stage 12	Stage 13	Stage 14													
	PD	NT	PE	FN																											
SSP - Marksman																															
1 McCarthy, Bob	315.66	107	1	2	0	66.2332	0	13.3411	31.11	1	20.10	8	11.96	6	27.58	3	27.43	7	26.4811	22.22	7	17.93	4	25.25	8	8.10	2	17.93	7		
2 Semeraro, Mike	323.91	148	2	0	0	58.8016	0	8.66	1	18.72	7	25.3719	18.0516	28.59	8	23.18	5	34.1717	31.8228	16.43	5	29.0013	11.11	6	20.01	7					
3 Corriveau, Daniel	342.23	129	1	2	1	61.5739	0	9.85	0	21.41	0	18.29	5	21.34	9	27.85	1	34.0216	27.05	9	29.2321	19.70	3	37.33	8	12.02	5	22.5713			
4 Nichols, Leland	355.33	98	1	0	0	64.8817	0	16.13	8	19.08	0	19.50	5	16.90	8	30.25	5	31.08	6	32.77	8	37.0716	20.99	1	32.48	5	8.81	1	25.3918		
5 Holden, Art	363.49	148	2	0	0	52.7815	0	11.09	6	30.86	0	27.3012	16.7414	25.83	8	40.52	7	32.8924	29.4219	20.85	3	34.5212	14.67	9	26.0219						
6 Stonehill, Robert	387.74	155	0	8	2	60.9215	0	16.02	2	16.80	2	18.0815	30.2333	38.45	6	35.44	3	35.0617	29.1510	43.8613	33.2814	12.01	7	18.4418							
7 Davis, Justin	387.98	191	0	0	0	61.7439	0	12.6710	19.60	1	31.0130	19.1616	39.1315	44.3013	25.45	1	47.9631	19.94	5	35.5914	16.03	6	15.4010								
8 Coolidge, David	397.15	167	1	1	0	60.9211	0	15.62	0	28.7410	26.5813	19.9910	30.09	3	39.9115	29.1527	46.8435	25.89	5	36.0312	13.8410	23.5516									
9 Paull, Lee	408.94	160	1	4	1	88.5737	0	12.30	3	27.02	8	23.4712	15.81	9	38.2310	33.29	2	26.53	5	52.5439	20.83	2	29.98	8	16.36	9	24.0116				
10 Zaiss Jr., Gene	409.32	119	1	3	0	76.8717	0	9.78	2	23.34	5	25.8912	13.69	9	51.86	9	49.06	5	33.18	6	29.90	9	21.82	2	33.2313	15.94	9	24.7621			
11 Gurowitz, Mitch	416.38	141	1	0	0	75.0323	0	11.52	0	28.23	6	26.1515	16.0214	43.4410	36.36	1	28.12	5	45.3032	28.20	3	42.0617	12.70	3	23.2512						
12 Stockman, David	417.49	55	3	2	0	72.47	2	0	15.29	0	20.72	0	24.1313	13.03	4	43.80	0	43.60	7	27.97	1	40.6612	41.42	0	36.49	4	13.85	2	24.0610		
13 Weisman, Harris	418.65	142	0	3	0	74.7140	0	13.91	8	21.10	2	27.8012	17.99	3	41.62	1	48.5212	30.76	4	35.4621	35.95	4	33.2610	15.2012	22.3713						
14 LaGrant, Phil	428.73	144	1	0	1	70.0136	0	10.90	1	25.98	6	23.3110	25.43	4	42.2713	32.70	5	45.16	7	36.7628	26.62	1	48.6718	12.39	5	28.5310					
15 Douglass, Bruce	443.13	187	1	3	3	80.5934	0	14.23	7	24.69	5	25.9214	17.6312	30.59	3	42.80	5	44.3941	36.8221	21.41	8	70.5919	16.3311	17.14	7						
16 Mladek, Jan	451.50	169	2	0	0	89.3435	0	16.63	0	24.05	0	36.3829	13.34	5	31.53	5	45.14	4	34.0212	49.0235	21.42	2	49.2117	13.48	5	27.9420					
17 Bourcet, John	482.94	174	1	2	0	78.5325	0	21.8422	32.63	1	35.6412	22.95	9	46.51	6	53.7213	41.0218	44.6625	23.24	3	38.0810	14.95	6	29.1724							
18 Demcher, Stephen	533.23	214	2	1	6	83.1028	0	15.72	2	21.34	2	19.15	5	23.0115	58.3821	72.4812	49.7821	56.1134	24.53	5	66.9739	16.1012	26.5618								
19 Dalena, Cyndi	549.69	176	0	0	2	86.3127	0	23.21	0	40.53	7	32.2117	31.2716	44.10	3	75.1518	47.7516	54.2326	29.13	5	43.77	8	15.70	6	26.3327						
20 Cutler, Angie	581.70	241	1	1	5	74.6443	0	19.7214	28.21	5	39.1221	21.9315	37.23	5	114.4026	66.6810	50.5926	27.8112	59.0830	17.9716	24.3218										
21 Medeiros, Lucilio	587.48	218	1	2	2	91.5749	0	21.7213	31.42	7	33.8823	42.6110	36.33	5	101.89	2	48.5130	55.6534	29.35	4	51.18	8	22.5913	20.7820							
22 Morton, Sarah	587.76	278	3	3	3	93.8361	0	16.87	2	31.71	8	62.7046	26.1016	60.3117	58.7112	54.0220	50.3628	30.2210	53.4020	20.4516	29.0822										
McLaughlin, Matthew	DQ																														
Contreras, Laureano	DQ																														
McKeon, Jo-Anne Marie	DQ																														

ESR - Enhanced Service Revolver

ESR - Master


DC Miculek, Jerry	214.35	47	0	0	0	31.93	2	0	6.55	0	10.50	0	14.91	3	11.74	6	16.78	3	23.01	9	16.91	3	22.4112	19.11	2	20.31	2	8.65	3	11.54	2
1 Nichols, Curt	270.57	94	0	1	2	42.98	9	0	10.88	2	12.64	0	19.9316	13.06	5	18.59	2	18.00	1	16.77	1	26.4712	19.68	6	43.7225	12.92	6	14.93	9		
2 Reid, Roger	307.13	87	2	0	1	47.3016	0	10.92	1	14.17	0	15.27	6	14.06	3	24.00	8	21.59	1	30.26	4	26.75	9	33.6416	32.0011	12.34	0	24.8312			

ESR - Expert

1 Sturm, Steve	312.70	122	1	0	0	51.4616	0	14.25	9	15.14	4	18.4912	12.41	4	22.07	3	38.1515	17.65	4	33.5126	18.85	7	34.17	9	10.83	1	25.7212					
2 Sherman, Steve	329.82	112	0	0	0	47.96	5	0	15.18	5	15.19	0	18.16	8	21.1216	25.23	3	41.8814	25.58	8	37.4522	19.11	8	30.82	3	13.13	7	19.0113				
3 Hedlund, Robert	366.91	93	0	1	0	60.47	9	0	14.07	0	22.49	0	20.28	9	17.50	3	29.83	4	35.4612	33.60	7	36.0215	20.46	4	40.1911	13.72	2	22.8217				

ESR - Sharpshooter

1 Tantillo, Frank	386.42	183	1	0	0	63.2533	0	16.14	6	27.16	8	19.62	8	27.7419	30.0415	26.4610	35.7716	39.0227	23.94	5	33.5312	17.9812	25.7712									
2 Acerboni, Giorgio	397.93	114	0	0	0	64.7214	0	15.58	2	23.34	6	17.82	2	20.44	4	35.06	6	40.23	6	37.0915	39.2816	21.68	3	41.6719	20.08	7	20.9414					
3 Coutant, Roger	408.45	139	3	1	2	72.1728	0	14.18	5	22.03	6	19.94	7	16.34	5	29.52	7	31.81	2	44.85	6	46.8825	25.7611	46.8323	14.17	2	23.9712					
4 Clough, David	416.61	128	1	0	1	63.8425	0	15.91	1	20.45	0	17.77	3	16.64	6	34.62	7	50.96	7	31.9937	38.1714	27.77	0	48.8412	18.97	0	30.6816					
5 Sousa, Mke	442.71	120	1	2	0	76.1022	0	21.00	7	21.38	2	32.40	4	21.31	4	29.27	2	34.41	8	39.4014	56.8330	28.85	3	43.75	7	16.04	1	21.9716				
Sinclair, Gary	DNF																															
Olewine, Tom	DQ																															



2009 S&W IDPA Indoor National

February 18-21, 2009

All Shooters

Match --Penalties--
 Score PD NT PE FN

Stage 1 Stage 2 Stage 3 Stage 4 Stage 5 Stage 6 Stage 7 Stage 8 Stage 9 Stage 10 Stage 11 Stage 12 Stage 13 Stage 14

ESR - Marksman

1	Aquilino, Joe	378.75	152	1	0	1	59.0027	0	14.36	7	19.34	0	23.31	16	26.05	11	29.73	4	29.55	13	28.28	17	35.94	15	20.00	5	44.89	15	14.91	5	33.39	17
---	---------------	---------------	-----	---	---	---	---------	---	-------	---	-------	---	-------	----	-------	----	-------	---	-------	----	-------	----	-------	----	-------	---	-------	----	-------	---	-------	----

SSR - Stock Service Revolver

SSR - Master

DC	Buckland, Craig	236.60	39	0	1	0	47.64	9	0	10.26	0	13.51	0	12.88	3	11.23	1	18.26	1	16.75	0	16.94	3	21.24	7	13.65	0	28.61	6	10.18	1	15.45	8
1	Lentz, Josh	268.55	56	0	0	0	42.85	2	0	10.62	0	14.48	0	13.18	2	10.74	0	19.09	0	32.23	11	21.01	6	29.80	14	14.53	2	32.83	10	10.62	3	16.57	6
2	Powell, Bob	287.46	76	1	0	0	54.15	6	0	11.34	0	13.43	0	16.37	8	14.65	9	23.25	4	19.56	0	18.55	6	31.47	19	16.46	3	35.26	13	11.17	1	21.80	7
3	Nelson, Dale	339.88	91	1	1	0	54.47	14	0	14.16	3	20.12	2	23.73	7	16.08	5	26.70	2	19.88	3	25.83	9	47.58	15	17.49	2	34.83	18	12.21	2	26.80	9
4	Shovel, Mike	345.62	119	0	0	0	49.54	9	0	16.03	5	16.86	2	15.87	4	17.86	11	26.16	2	47.49	22	29.26	9	43.22	31	20.51	4	32.99	6	14.21	6	15.62	8
5	Bacus, Tim	396.47	137	1	1	0	74.08	32	0	14.78	3	19.03	0	16.84	5	15.80	3	28.99	3	37.92	17	34.14	12	38.70	17	23.89	2	41.97	14	24.24	13	26.09	16
	Linskey, Joe	DQ																															
	Aysen, Elliot	DQ																															

SSR - Expert


1	Kratochvil, Gregg	276.83	56	1	0	0	46.34	7	0	13.01	0	12.79	0	13.22	3	13.22	3	22.10	4	24.83	6	19.80	0	30.69	11	16.38	2	29.12	7	10.96	1	24.37	12
2	Sines, Kristofer	297.79	79	0	0	0	53.09	7	0	11.55	0	18.39	5	16.64	4	14.76	6	23.76	4	28.41	12	17.89	2	32.25	18	18.35	3	33.26	5	14.97	5	14.47	8
3	Bodle, Ronald	308.39	58	0	1	0	57.08	2	0	13.28	1	15.50	0	18.58	9	15.00	3	27.61	2	21.27	1	24.95	8	28.87	15	20.21	2	32.36	1	13.70	6	19.98	8
4	McKee, Steven	318.91	66	0	2	0	49.01	8	0	11.09	1	13.32	0	24.16	13	17.77	3	26.97	5	26.35	0	22.78	2	32.31	14	20.60	1	35.93	9	16.78	3	21.84	7
5	Palka, Frank	331.67	46	0	0	0	55.74	7	0	17.47	0	23.14	1	17.51	3	14.88	2	27.47	1	25.44	1	26.03	3	37.50	17	17.42	0	37.28	0	17.39	6	14.40	5
6	Baker, Warren	333.27	85	0	2	0	52.05	8	0	17.23	0	18.04	1	17.70	7	18.80	7	33.51	8	26.74	0	19.05	5	36.28	20	22.80	3	37.58	7	13.06	3	20.43	16
7	Garan, Michael	354.96	80	1	0	0	60.57	18	0	15.09	1	18.57	0	16.97	2	16.15	3	29.90	0	36.27	20	35.58	3	36.62	18	16.29	0	36.90	4	13.03	3	23.02	8
8	Adams, Lee	394.14	106	1	5	0	57.66	9	0	13.43	1	19.75	2	20.50	12	15.66	4	32.41	7	38.89	13	30.06	4	43.05	27	29.04	1	40.83	13	24.04	2	28.82	11
9	Aysen, Annette	441.55	118	0	1	0	74.84	9	0	17.81	7	32.20	5	25.20	6	16.91	5	49.89	6	47.17	9	34.73	10	45.85	32	21.50	2	38.78	6	15.30	8	21.37	13
	Haberern, John	DNF																															

SSR - Sharpshooter

1	Miele, Tony	328.87	97	1	0	0	50.68	10	0	13.03	1	15.83	0	18.58	5	16.53	6	26.87	9	28.50	8	30.27	16	31.62	12	18.75	1	38.10	4	16.40	12	23.71	13
2	Ortbach, Kenneth	331.17	88	0	0	0	62.07	11	0	14.74	0	19.84	7	17.56	7	15.24	4	30.14	12	27.78	3	23.04	4	33.60	11	19.62	2	35.39	10	14.41	5	17.74	12
3	Sherman, Dennis	390.81	137	1	4	1	65.54	24	0	16.16	7	18.77	4	16.34	4	18.54	6	30.84	11	41.69	13	28.26	8	36.43	20	26.88	3	48.12	20	15.68	7	27.56	10
4	Fry, Gary	403.38	89	0	0	1	64.76	15	0	14.26	2	17.94	2	19.80	4	17.98	3	41.36	3	40.77	0	28.36	5	45.51	15	24.38	2	48.79	16	18.33	10	21.14	12
5	Clark, Kennedy	403.90	84	0	4	0	61.20	5	0	19.49	1	24.01	10	25.33	4	23.13	6	33.78	1	34.77	7	31.49	6	34.53	8	24.68	3	45.05	12	18.73	4	27.71	17
6	Major, John	438.08	119	0	1	0	70.01	29	0	14.26	0	18.40	0	25.83	15	19.81	3	41.75	6	46.47	20	36.32	9	47.48	15	55.92	2	24.17	4	15.47	3	22.19	13
	Plum, John	DQ																															

SSR - Marksman

1	Lenczewska, Joanna	382.87	123	0	1	1	63.24	27	0	17.64	7	21.43	0	25.78	10	19.42	5	29.72	6	32.43	1	24.59	7	40.64	21	24.70	10	46.31	15	17.28	8	19.69	6
2	Critser, Mike	384.87	113	0	1	0	65.66	23	0	23.11	14	20.25	6	20.16	5	25.62	9	33.95	0	26.20	1	32.24	8	34.06	10	22.36	5	41.60	11	17.25	4	22.41	17
3	Barber, Chad	386.84	61	0	2	0	60.68	4	0	16.39	2	21.56	5	27.93	10	17.96	5	32.54	2	44.25	0	34.31	1	40.97	16	20.95	1	36.39	9	13.17	0	19.74	6
4	Buckland, Kim	442.50	121	0	0	0	63.19	11	0	16.97	2	25.22	10	25.89	16	21.62	2	41.80	4	41.11	17	45.00	14	47.24	12	27.03	2	42.10	9	19.76	6	25.57	16
5	Burnett, Robert	474.95	145	1	1	0	86.08	44	0	19.94	7	22.45	0	20.98	3	19.40	4	55.71	11	42.62	6	40.85	14	40.75	14	27.27	1	46.25	22	19.50	5	33.15	14
6	Kaczypenski, Richard	495.96	197	0	3	0	83.07	37	0	33.01	19	34.53	10	18.81	6	22.54	10	39.06	6	51.20	28	42.49	28	45.70	23	22.52	2	51.11	12	27.09	10	24.83	6
7	Burnett, William	530.94	164	2	1	1	78.23	19	0	20.27	6	30.79	2	30.75	21	23.59	14	41.78	14	49.63	6	47.83	15	57.72	32	33.02	1	53.27	9	25.24	7	38.82	18
8	Benner, Ward	699.22	149	0	0	0	88.13	11	0	30.85	6	41.07	6	30.40	7	29.71	2	126.40	15	77.33	20	41.47	12	63.00	29	38.08	2	67.10	4	26.89	11	38.79	24
	Schneck, Walter	DQ																															
	Kaminski, Paul	INC	66	0	0	0	87.95	6	0	31.54	11	33.46	0	37.04	9	33.55	2	59.35	3	64.61	18	47.36	3	54.65	11	28.98	1	53.67	2		0	0	



2009 S&W IDPA Indoor National February 18-21, 2009

All Shooters

Stage Descriptions

- Stage 1** - The Balance of Power
- Stage 2** - Poop du Jour
- Stage 3** - Pea Pod Problem
- Stage 4** - J Frame Jam
- Stage 5** - Tangled in Blue
- Stage 6** - Simple Twist of Fate
- Stage 7** - When the Ships Come In
- Stage 8** - Dark Windows
- Stage 9** - Walk in the Dark
- Stage 10** - Swinging in the Dark
- Stage 11** - While You Were Out Shooting
- Stage 12** - Home Improvement
- Stage 13** - Shooters Choice
- Stage 14** - Honey, I'm Home

Total Match Penalties:

Target Points Down (PD) - 29,169
Hits on Non-Threats (NT) - 208
Procedural Errors (PE) - 277
Failures to Neutralize (FN) - 133

Key to Penalties:

- PD** = Target Points Down. Each point down adds 1/2 second to your score.
- NT** = Hit on Non Threat target. Each HNT adds 5 seconds to your score.
- PE** = Procedural Error. Each adds 3 seconds to your score.
- FN** = Failure to Neutralize (no hits in the 0 or -1 zone) Each adds 5 seconds to your score.