




2009 MS State IDPA Championship October 10, 2009

All Shooters

High Senior: Larry Hill ESP - Master 171.63 (39)
 High Lady: Becky Sells SSP - Marksman 267.90 (66)
 High Law Enforcement: Tim Coleman ESP - Sharpshooter 194.06 (56)
 High Junior: Jake Mears SSP - Novice 375.27 (72)
 High Military: Wade Reaves CDP - Expert 188.92 (20)
 High Military Veteran: Myrin Young ESP - Expert 186.35 (53)
 High Distinguished Senior: Scott Randolph CDP - Master 179.69 (49)
 Most Accurate: Randy Nash ESP - Master 182.03 (13)


	Match Score	--Penalties--				Stage 1	Stage 2	Stage 3	Stage 4	Stage 5	Stage 6	Stage 7	Stage 8	Stage 9
		PD	NT	PE	FN									
CDP - Master														
1 Scott Randolph	179.69	49	1	0	0	27.03 (10)	14.61 (0)	15.84 (3)	22.90 (3)	22.31 (5)	18.77 (8)	21.33 (12)	15.83(1)	21.07 (7)
CDP - Expert														
1 Greg Brose	181.13	21	0	0	0	28.65 (2)	19.01 (0)	18.71 (4)	21.04 (1)	25.08 (8)	18.40 (1)	12.25(0)	18.20 (3)	19.79 (2)
2 Wade Reaves	188.92	20	0	0	0	19.58 (1)	19.38 (2)	18.77 (3)	25.98 (3)	27.45 (2)	18.87 (4)	17.80 (1)	19.58 (3)	21.51 (1)
CDP - Sharpshooter														
1 Richie Suggs	202.39	39	2	2	0	23.49 (6)	18.24 (2)	29.16 (2)	25.29 (3)	22.62 (4)	17.39 (2)	17.56 (8)	24.63 (10)	24.01 (2)
CDP - Marksman														
1 Edward Owens	250.97	97	1	1	0	31.51 (5)	23.73 (9)	28.77 (17)	31.00 (4)	31.72 (8)	30.33 (21)	22.34 (7)	23.90 (13)	27.67 (13)
2 John Koch	276.30	14	1	1	0	34.06 (2)	24.49 (0)	25.15 (0)	35.80 (0)	40.77 (0)	32.31 (3)	22.33 (3)	29.97 (4)	31.42 (2)
Bill Baker	INC	63	1	0	1	32.16 (10)	24.61 (0)	34.07 (11)	(0)	(0)	18.06 (7)	22.28 (19)	35.09 (15)	28.48 (1)
ESP - Master														
1 Larry Hill	171.63	39	1	0	0	23.03 (9)	16.75 (0)	15.21 (0)	16.14(1)	23.80 (5)	22.98 (9)	15.71 (5)	18.79 (5)	19.22 (5)
2 Michael Cusanelli	173.20	36	1	0	0	19.60 (5)	14.92 (1)	18.79 (3)	20.61 (3)	27.01 (5)	18.07 (5)	14.86 (2)	20.21 (9)	19.13 (3)
3 Randy Nash	182.03	13	2	0	0	18.61 (3)	20.06 (1)	17.07 (0)	19.33 (1)	26.44 (0)	22.87 (2)	16.42 (3)	20.57 (1)	20.66 (2)



2009 MS State IDPA Championship October 10, 2009

All Shooters


	Match Score	--Penalties--				Stage 1	Stage 2	Stage 3	Stage 4	Stage 5	Stage 6	Stage 7	Stage 8	Stage 9	
		PD	NT	PE	FN										
ESP - Expert															
1	Bill Miller	182.67	42	2	1	1	32.20 (12)	21.11 (2)	17.94 (6)	20.52 (0)	17.75(5)	15.08 (5)	15.58 (4)	24.59 (3)	17.90 (5)
2	Gerald Thompson	183.24	34	0	0	1	27.76 (13)	18.81 (0)	16.79 (3)	20.32 (0)	24.78 (7)	17.63 (5)	16.06 (4)	20.17 (2)	20.92 (0)
3	Myrin Young	186.35	53	0	0	0	21.44 (12)	19.79 (5)	19.48 (4)	24.90 (2)	24.79 (10)	14.74 (4)	17.11 (4)	21.85 (5)	22.25 (7)
4	Jerry Culp	187.93	72	1	0	0	25.94 (11)	20.99 (6)	18.24 (6)	22.38 (7)	21.96 (8)	19.03 (12)	20.33 (14)	19.30 (2)	19.76 (6)
5	Bill Kralis	197.19	53	0	0	0	24.73 (11)	20.08 (1)	20.45 (3)	20.83 (4)	24.58 (4)	18.19 (3)	24.66 (19)	20.88 (2)	22.79 (6)
6	Jim Watson	211.04	36	1	1	0	30.13 (7)	21.97 (5)	25.26 (1)	22.43 (2)	24.33 (8)	20.32 (3)	21.19 (5)	22.41 (4)	23.00 (1)
7	Michael Glancy	213.23	59	0	1	1	28.21 (13)	18.50 (3)	22.29 (7)	25.92 (5)	22.92 (2)	19.59 (2)	20.86 (9)	28.68 (9)	26.26 (9)
8	Alan Mullenax	221.11	81	0	1	0	27.59 (16)	27.81 (5)	24.40 (5)	28.21 (17)	25.04 (11)	17.89 (5)	21.88 (16)	23.74 (1)	24.55 (5)
ESP - Sharpshooter															
1	Tim Coleman	194.06	56	1	0	0	24.10 (3)	18.05 (3)	22.40 (4)	21.49 (3)	22.09 (8)	21.11 (8)	22.39 (14)	22.41 (10)	20.02 (3)
2	Jim Darnell	194.90	25	1	2	0	26.77 (4)	23.41 (0)	17.39 (1)	21.53 (4)	22.97 (2)	20.33 (5)	20.02 (7)	22.95 (2)	19.53 (0)
3	Roger Saurage	195.36	52	1	0	0	27.98 (6)	23.85 (2)	19.38 (4)	21.32 (5)	24.25 (6)	18.53 (6)	17.91 (13)	18.27 (1)	23.87 (9)
4	Rodney Monaghan	211.77	51	1	0	0	27.23 (10)	19.71 (8)	29.18 (6)	26.27 (3)	25.68 (6)	23.32 (5)	18.40 (6)	18.93 (2)	23.05 (5)
5	Keith Bishop	215.65	52	0	0	0	23.86 (4)	24.63 (12)	21.08 (1)	28.29 (6)	26.34 (3)	22.73 (5)	21.42 (10)	21.70 (3)	25.60 (8)
6	Chad Bishop	216.79	47	2	0	0	25.36 (5)	24.54 (5)	32.48 (4)	24.86 (4)	27.18 (10)	20.76 (4)	18.66 (5)	20.85 (1)	22.10 (9)
7	Joe Diggs	238.77	81	0	0	1	27.73 (15)	24.10 (4)	22.06 (2)	25.76 (5)	27.41 (4)	25.58 (18)	20.77 (12)	36.49 (12)	28.87 (9)
8	Tim Bishop	391.45	73	3	0	0	45.43 (18)	35.65 (5)	46.31 (2)	49.57 (8)	42.59 (5)	38.11 (5)	32.84 (16)	52.80 (11)	48.15 (3)
ESP - Marksman															
1	Chandler LaFrain	250.35	82	1	4	0	32.19 (8)	25.79 (8)	25.48 (2)	25.79 (2)	35.29 (14)	25.76 (14)	23.02 (16)	29.72 (12)	27.31 (6)
2	Dave Chandler	260.74	16	0	0	0	29.25 (3)	29.02 (1)	26.12 (1)	30.72 (0)	32.99 (1)	30.45 (2)	24.45 (3)	28.85 (4)	28.89 (1)
3	James Wade	267.48	36	1	1	0	28.89 (2)	26.08 (0)	36.94 (5)	34.19 (15)	32.37 (4)	25.18 (4)	21.13 (4)	35.28 (0)	27.42 (2)
4	Jimmy Bryant	272.86	59	1	1	1	40.45 (15)	30.00 (4)	27.10 (4)	38.20 (10)	31.87 (6)	26.28 (4)	22.99 (3)	26.07 (6)	29.90 (7)
5	John Acord	289.83	78	2	0	0	27.44 (5)	32.88 (3)	31.90 (4)	45.98 (17)	36.36 (10)	32.48 (11)	23.45 (6)	23.74 (6)	35.60 (16)
6	Roxanne Hill	294.96	78	1	1	0	39.02 (9)	32.78 (9)	55.83 (6)	25.82 (7)	33.32 (8)	26.97 (11)	25.74 (16)	21.31 (3)	34.17 (9)
7	Lani Glancy	305.81	60	2	0	0	28.61 (6)	25.62 (1)	42.74 (7)	37.71 (11)	43.86 (10)	37.14 (3)	22.85 (9)	30.39 (0)	36.89 (13)
SSP - Master															
1	A.C. Nohsey	144.89	31	0	0	0	17.37(10)	13.57(0)	15.62 (4)	17.75 (5)	19.52 (5)	13.98(0)	14.96 (2)	15.94 (3)	16.18(2)
	Ferrell Spicer	INC	0	0	0	0	(0)	(0)	(0)	(0)	(0)	(0)	(0)	(0)	(0)



2009 MS State IDPA Championship October 10, 2009

All Shooters

	Match Score	--Penalties--				Stage 1	Stage 2	Stage 3	Stage 4	Stage 5	Stage 6	Stage 7	Stage 8	Stage 9	
		PD	NT	PE	FN										
SSP - Expert															
1	Toni Dandreamatteo	170.93	29	1	0	0	22.92 (3)	23.76 (7)	18.95 (6)	22.14 (4)	20.47 (2)	15.05 (2)	13.03 (2)	18.40 (3)	16.21 (0)
2	Randy Richardson	176.08	30	1	0	0	20.38 (6)	19.78 (3)	14.43(1)	20.40 (5)	25.87 (0)	15.83 (1)	14.94 (5)	22.34 (5)	22.11 (4)
3	Dustin McKinney	186.51	48	1	0	0	28.86 (9)	17.46 (1)	17.17 (4)	18.51 (0)	22.02 (5)	21.84 (12)	19.78 (11)	19.09 (3)	21.78 (3)
4	Jeff Wilson	191.41	21	0	2	0	21.86 (6)	16.89 (0)	27.43 (0)	21.83 (3)	21.72 (2)	17.89 (5)	15.86 (1)	30.32 (3)	17.61 (1)
5	Nicky Carter	215.15	119	0	0	1	23.18 (13)	19.77 (11)	17.67 (3)	26.33 (21)	26.99 (10)	29.15 (16)	20.20 (15)	20.42 (10)	31.44 (20)
	Terry Ray	INC	0	0	0	0	(0)	(0)	(0)	(0)	(0)	(0)	(0)	(0)	(0)
SSP - Sharpshooter															
1	Ernie Heath	174.95	58	0	0	0	19.82 (6)	17.14 (2)	18.37 (4)	16.70 (1)	23.05 (12)	22.90 (13)	18.10 (6)	22.16 (12)	16.71 (2)
2	Van Cronkwhite	207.06	40	1	0	0	23.23 (5)	20.09 (0)	24.08 (3)	27.73 (3)	28.99 (5)	21.08 (10)	19.03 (7)	19.53 (1)	23.30 (6)
3	Mark Goede	209.89	65	1	0	0	28.75 (15)	20.64 (3)	24.00 (7)	20.91 (5)	23.88 (9)	21.14 (6)	20.60 (6)	25.96 (6)	24.01 (8)
4	Robert Moore	210.88	58	0	1	1	28.66 (4)	21.72 (12)	23.59 (6)	20.56 (3)	23.38 (3)	21.25 (8)	16.81 (3)	30.11 (11)	24.80 (8)
5	Randy Mears	235.01	49	0	0	1	23.28 (4)	20.53 (2)	21.89 (3)	36.41 (5)	26.53 (4)	35.96 (15)	19.74 (5)	25.30 (8)	25.37 (3)
6	Ken Swanson	239.33	63	2	3	0	28.60 (4)	25.55 (5)	28.50 (5)	29.94 (11)	26.00 (9)	26.50 (4)	21.90 (11)	29.30 (11)	23.04 (3)
7	Larry Farrar	261.67	48	0	1	0	29.64 (9)	22.19 (1)	26.35 (2)	31.11 (1)	30.71 (3)	25.41 (3)	23.63 (12)	36.36 (3)	36.27 (14)
8	Wesley Brown	269.67	17	3	0	0	32.65 (0)	23.18 (1)	25.54 (1)	35.68 (1)	36.21 (7)	40.33 (4)	21.13 (1)	28.52 (2)	26.43 (0)
9	Jody Box	275.15	61	4	0	1	29.44 (2)	35.61 (5)	27.91 (2)	37.56 (8)	37.56 (14)	21.68 (2)	19.20 (11)	38.38 (10)	27.81 (7)
10	Dan Schwartz	280.87	49	1	0	1	42.08 (5)	26.22 (4)	46.72 (10)	29.25 (1)	27.70 (3)	27.11 (4)	22.87 (8)	24.11 (0)	34.81 (14)
	Greg Grissom	INC	0	0	0	0	(0)	(0)	(0)	(0)	(0)	(0)	(0)	(0)	(0)



2009 MS State IDPA Championship October 10, 2009

All Shooters

	Match Score	--Penalties--				Stage 1	Stage 2	Stage 3	Stage 4	Stage 5	Stage 6	Stage 7	Stage 8	Stage 9
		PD	NT	PE	FN									
SSP - Marksman														
1 Dave Horn	207.00	55	1	0	1	28.63 (7)	20.25 (1)	18.33 (5)	23.43 (4)	23.10 (3)	27.99 (14)	20.96 (11)	20.51 (5)	23.80 (5)
2 Zack Chennault	247.05	32	0	1	0	28.97 (8)	25.61 (0)	28.93 (5)	26.90 (1)	31.32 (5)	23.90 (8)	19.02 (0)	30.99 (1)	31.41 (4)
3 Gary Byrd	253.48	72	2	3	0	33.81 (9)	20.86 (3)	29.17 (1)	26.41 (7)	29.91 (5)	28.95 (13)	29.24 (18)	28.14 (3)	26.99 (13)
4 Becky Sells	267.90	66	1	1	1	36.43 (5)	26.89 (1)	26.86 (7)	37.52 (13)	35.75 (13)	28.61 (10)	23.63 (9)	25.08 (5)	27.13 (3)
5 Harold Brasher	275.30	48	2	3	0	29.69 (4)	24.97 (1)	26.96 (1)	41.03 (10)	29.66 (5)	28.27 (5)	24.50 (5)	41.90 (9)	28.32 (8)
6 Brent Roberson	285.43	61	2	1	1	45.67 (19)	31.06 (1)	27.52 (2)	34.49 (5)	29.45 (9)	29.30 (3)	26.91 (13)	31.80 (5)	29.23 (4)
7 Jessica Carter	288.90	26	0	0	1	29.95 (2)	35.48 (5)	26.85 (0)	37.48 (0)	31.68 (1)	27.96 (1)	24.80 (1)	28.03 (0)	46.67 (16)
8 Robert Cotrell	296.90	45	1	6	0	36.51 (8)	30.46 (2)	35.87 (0)	41.48 (3)	37.41 (11)	27.70 (7)	25.12 (4)	32.79 (9)	29.56 (1)
9 James Woodall	304.77	66	2	5	0	27.05 (2)	37.61 (12)	38.87 (5)	37.12 (3)	46.20 (17)	30.56 (3)	28.49 (14)	28.01 (3)	30.86 (7)
10 Chris Bryan	315.34	55	2	3	1	43.81 (9)	23.81 (2)	33.65 (4)	37.71 (1)	39.76 (3)	26.96 (2)	28.10 (20)	38.56 (8)	42.98 (6)
11 Mike Stahl	330.61	55	3	2	0	44.44 (6)	32.01 (0)	41.15 (3)	34.73 (2)	37.41 (7)	36.16 (8)	28.74 (8)	40.40 (12)	35.57 (9)
12 Joyce Beggs	333.22	121	1	0	3	32.25 (13)	36.72 (20)	59.59 (10)	32.14 (13)	43.34 (19)	30.69 (6)	25.01 (17)	39.49 (11)	33.99 (12)
13 Mike Seay	357.88	82	3	2	1	53.30 (20)	33.64 (6)	49.44 (6)	41.17 (8)	41.25 (10)	42.41 (13)	26.82 (6)	33.15 (5)	36.70 (8)
14 Dede Carter	360.57	109	4	0	0	40.17 (16)	30.75 (5)	56.72 (6)	35.89 (21)	44.37 (7)	46.56 (15)	24.46 (13)	45.99 (5)	35.66 (21)
Michele Faircloth	INC	0	0	0	0	(0)	(0)	(0)	(0)	(0)	(0)	(0)	(0)	(0)
SSP - Novice														
1 Jake Mears	375.27	72	1	2	1	50.91 (9)	41.63 (7)	35.59 (14)	58.82 (5)	43.86 (10)	36.64 (6)	26.45 (9)	49.62 (5)	31.75 (7)
ESR - Marksman														
1 Darrell Sells	262.19	44	1	0	1	33.64 (5)	29.02 (5)	28.67 (4)	27.02 (5)	40.16 (10)	23.36 (3)	20.27 (4)	32.60 (4)	27.45 (4)
SSR - Master														
1 Roger Reid	225.01	39	0	0	0	26.63 (11)	23.48 (1)	25.52 (1)	20.24 (2)	32.36 (5)	18.19 (7)	26.35 (6)	25.09 (1)	27.15 (5)
SSR - Sharpshooter														
1 Mark Riggall	318.44	90	1	1	4	55.00 (22)	22.38 (2)	44.21 (12)	41.88 (7)	29.66 (2)	33.37 (19)	27.87 (11)	32.57 (7)	31.50 (8)
SSR - Marksman														
1 Robert Briggs	248.64	20	1	1	0	31.13 (2)	26.53 (5)	27.49 (1)	25.35 (1)	30.97 (1)	21.61 (3)	26.50 (0)	28.52 (3)	30.54 (4)
SSR - Novice														
1 Jere Wilmering, Jr	312.13	28	0	1	0	36.05 (4)	32.91 (0)	32.54 (0)	32.28 (6)	36.94 (3)	34.47 (8)	25.70 (0)	45.27 (3)	35.97 (4)



2009 MS State IDPA Championship October 10, 2009

All Shooters

Match Score	--Penalties--				Stage 1	Stage 2	Stage 3	Stage 4	Stage 5	Stage 6	Stage 7	Stage 8	Stage 9
	PD	NT	PE	FN									

Total Match Penalties:

Target Points Down (PD) - 3,639

Hits on Non-Threats (NT) - 74

Procedural Errors (PE) - 56

Failures to Neutralize (FN) - 26

Key to Penalties:

PD = Target Points Down. Each point down adds 1/2 second to your score.

NT = Hit on Non Threat target. Each HNT adds 5 seconds to your score.

PE = Procedural Error. Each adds 3 seconds to your score.

FN = Failure to Neutralize (no hits in the 0 or -1 zone) Each adds 5 seconds to your score.