

2009 Maryland IDPA Championship May 1 & 2, 2009

All Shooters

CDP Champion: James Jones CDP - Master 143.03 (25)
 ESP Champion: Dan Burwell ESP - Master 135.86 (14)
 SSP Champion: Tom Yost SSP - Master 126.26 (19)
 ESR Champion: F.L. Hamilton ESR - Sharpshooter 209.16 (35)
 SSR Champion: Joshua Lentz SSR - Master 148.27 (41)

High Senior: Tom Yost SSP - Master 126.26 (19)
 High Lady: Laura Torres-Reyes SSP - Expert 173.46 (57)
 High Law Enforcement: James Jones CDP - Master 143.03 (25)
 High Junior: Sonny Morton ESP - Master 138.65 (16)
 High Military: Steve Cheng CDP - Expert 162.71 (48)
 High Military Veteran: Greg Knapp ESP - Expert 162.72 (42)
 High Distinguished Senior: Jim Martin ESP - Sharpshooter 166.00 (21)
 Most Accurate: Tony Rogers CDP - Expert 175.28 (3)

| | | Match Score | Stage 1 | Stage 2 | Stage 3 | Stage 4 | Stage 5 | Stage 6 | Stage 7 | Stage 8 | Stage 9 | Stage 10 |
|---------------------|--------------------|--------------------|-----------|-----------|------------|------------|------------|-----------|----------------|-----------------|-----------|-----------|
| CDP - Master | | | | | | | | | | | | |
| DC | Jones, James | 143.03 (25) | 6.17 (1) | 22.97 (2) | 17.45 (4) | 12.16 (8) | 17.10 (0) | 12.10 (1) | 7.39(0) | 15.46 (4) | 16.40 (4) | 15.83 (1) |
| 1 | Alexander, Michael | 153.60 (25) | 6.45 (1) | 15.72 (0) | 19.50 (6) | 10.43 (3) | 21.77 (1) | 14.78 (0) | 10.23 (0) | 21.98 (8) | 15.30 (4) | 17.44 (2) |
| CDP - Expert | | | | | | | | | | | | |
| 1 | Cheng, Steve | 162.71 (48) | 7.18 (0) | 16.06 (3) | 19.01 (6) | 11.12 (7) | 22.85 (6) | 15.56 (7) | 13.66 (10) | 15.39(3) | 25.34 (3) | 16.54 (3) |
| 2 | Hall, John | 168.83 (26) | 7.76 (1) | 19.30 (3) | 16.63 (2) | 14.54 (4) | 27.60 (1) | 14.79 (5) | 11.58 (1) | 21.71 (7) | 15.35 (1) | 19.57 (1) |
| 3 | Kmetz, Warren | 173.55 (50) | 8.16 (2) | 16.54 (2) | 20.40 (10) | 9.71 (3) | 27.20 (10) | 14.38 (8) | 17.04 (0) | 22.51 (11) | 15.83 (4) | 21.78 (0) |
| 4 | Rogers, Tony | 175.28 (3) | 8.23 (0) | 20.28 (1) | 19.98 (1) | 10.18 (0) | 26.78 (0) | 16.82 (0) | 11.88 (0) | 25.36 (1) | 15.97 (0) | 19.80 (0) |
| 5 | Bradley, LeLand | 222.39 (33) | 13.22 (0) | 20.54 (1) | 21.99 (1) | 17.72 (18) | 34.00 (5) | 33.94 (4) | 11.94 (0) | 25.46 (3) | 16.33 (0) | 27.25 (1) |



2009 Maryland IDPA Championship May 1 & 2, 2009

All Shooters

Match
Score

Stage 1 Stage 2 Stage 3 Stage 4 Stage 5 Stage 6 Stage 7 Stage 8 Stage 9 Stage 10

CDP - Sharpshooter

| | Match Score | Stage 1 | Stage 2 | Stage 3 | Stage 4 | Stage 5 | Stage 6 | Stage 7 | Stage 8 | Stage 9 | Stage 10 |
|---------------------|--------------------|-----------|-----------|------------|------------|------------|------------|-----------|------------|------------|------------|
| 1 Wynne, Colin | 179.98 (47) | 7.97 (1) | 19.78 (6) | 21.47 (3) | 13.50 (5) | 25.60 (5) | 20.03 (2) | 11.46 (2) | 21.98 (11) | 18.60 (9) | 19.59 (3) |
| 2 Mills, Baron | 183.59 (44) | 9.21 (2) | 18.18 (1) | 24.79 (12) | 12.96 (2) | 26.70 (6) | 19.06 (9) | 11.36 (3) | 25.35 (5) | 15.94 (0) | 20.04 (4) |
| 3 DiNunzio, Michael | 193.60 (33) | 9.23 (2) | 22.31 (2) | 18.87 (1) | 19.65 (15) | 21.61 (2) | 22.24 (5) | 11.05 (0) | 27.44 (4) | 18.13 (2) | 23.07 (0) |
| 4 Coalson, Bert | 198.84 (49) | 8.84 (0) | 19.89 (0) | 22.60 (2) | 13.83 (17) | 37.91 (3) | 20.24 (7) | 9.88 (0) | 22.63 (14) | 20.38 (3) | 22.64 (3) |
| 5 Healy, John | 216.41 (71) | 10.53 (5) | 21.57 (3) | 25.18 (9) | 15.51 (4) | 27.04 (3) | 14.60 (2) | 15.29 (2) | 25.74 (11) | 20.76 (2) | 40.19 (30) |
| 6 Reynolds, Jeff | 217.85 (35) | 8.50 (0) | 17.98 (4) | 49.46 (5) | 9.71 (2) | 27.11 (2) | 16.97 (7) | 10.31 (0) | 35.45 (13) | 16.78 (1) | 25.58 (1) |
| 7 Stimpert, Scott | 228.93 (89) | 9.40 (6) | 26.15 (3) | 24.53 (12) | 19.27 (15) | 26.59 (3) | 20.36 (18) | 13.72 (3) | 26.31 (9) | 25.23 (11) | 37.37 (9) |
| 8 Schullery, David | 232.13 (22) | 9.26 (0) | 27.16 (6) | 24.55 (4) | 21.90 (2) | 32.45 (0) | 26.60 (3) | 12.06 (1) | 34.77 (4) | 18.37 (1) | 25.01 (1) |
| 9 McHaffa, Richard | 232.39 (13) | 11.18 (0) | 26.54 (2) | 26.65 (1) | 15.12 (1) | 32.80 (1) | 24.40 (2) | 14.23 (1) | 24.39 (2) | 29.19 (2) | 27.89 (1) |
| 10 Burris, Roger | 233.48 (68) | 9.08 (1) | 28.50 (3) | 21.72 (3) | 24.04 (17) | 37.12 (15) | 25.45 (16) | 15.60 (2) | 26.41 (2) | 18.82 (2) | 26.74 (7) |
| 11 Orsinger, Mike | 233.77 (39) | 9.60 (1) | 24.89 (1) | 27.71 (14) | 13.19 (3) | 37.13 (5) | 26.91 (5) | 11.79 (2) | 27.98 (4) | 29.77 (0) | 24.80 (4) |
| 12 Bingaman, Drew | 235.71 (61) | 17.94 (1) | 25.81 (6) | 27.71 (6) | 15.17 (7) | 37.03 (5) | 16.49 (7) | 13.00 (1) | 30.18 (17) | 26.32 (9) | 26.06 (2) |
| 13 Evler, Allen | 246.12 (28) | 11.18 (0) | 26.98 (2) | 26.70 (10) | 15.19 (2) | 40.67 (0) | 21.19 (1) | 17.58 (5) | 33.43 (7) | 23.40 (0) | 29.80 (1) |
| 14 Goldbogen, Josh | 248.28 (35) | 13.44 (1) | 29.49 (1) | 28.80 (3) | 15.68 (9) | 38.09 (2) | 27.82 (8) | 12.53 (0) | 31.47 (9) | 21.23 (2) | 29.73 (0) |
| 15 Glotfelty, Bob | 249.78 (52) | 8.91 (0) | 21.57 (3) | 24.69 (2) | 27.55 (23) | 41.24 (13) | 33.46 (3) | 12.07 (0) | 31.72 (8) | 21.57 (0) | 27.00 (0) |

CDP - Marksman

| | | | | | | | | | | | |
|----------------------|--------------------|-----------|------------|------------|------------|------------|-----------|-----------|------------|-----------|------------|
| 1 Sedlar, Richard | 205.58 (44) | 8.41 (2) | 32.00 (14) | 25.96 (7) | 13.77 (7) | 30.41 (1) | 17.59 (3) | 11.25 (1) | 26.68 (6) | 15.26 (1) | 24.25 (2) |
| 2 Bertolini, Nick | 216.39 (61) | 10.62 (8) | 24.19 (4) | 25.94 (12) | 17.61 (6) | 29.29 (9) | 29.95 (9) | 13.17 (0) | 25.03 (7) | 16.01 (2) | 24.58 (4) |
| 3 Dell, Mike | 220.77 (18) | 9.90 (0) | 27.30 (1) | 25.44 (0) | 13.88 (2) | 30.80 (1) | 25.62 (7) | 14.12 (0) | 28.90 (2) | 19.67 (4) | 25.14 (1) |
| 4 Griffin, CJ | 228.57 (32) | 13.49 (2) | 21.26 (1) | 26.90 (3) | 15.14 (3) | 30.98 (6) | 36.68 (8) | 14.17 (0) | 27.22 (3) | 17.60 (0) | 25.13 (6) |
| 5 Tompkins, Rob | 234.75 (37) | 9.27 (0) | 26.17 (0) | 27.16 (5) | 13.31 (6) | 34.31 (1) | 21.01 (3) | 17.21 (1) | 32.48 (11) | 20.73 (3) | 33.10 (7) |
| 6 Granico, Rachael | 238.00 (73) | 11.08 (2) | 20.82 (3) | 36.00 (25) | 19.41 (13) | 37.18 (9) | 21.42 (3) | 14.51 (2) | 30.09 (6) | 18.95 (6) | 28.54 (4) |
| 7 McCullough, Daniel | 241.59 (64) | 12.76 (5) | 26.62 (5) | 28.32 (4) | 18.34 (21) | 34.49 (6) | 26.83 (1) | 13.29 (2) | 28.09 (17) | 23.95 (1) | 28.90 (2) |
| 8 Card, John | 250.04 (53) | 12.22 (1) | 25.78 (1) | 27.65 (5) | 15.54 (4) | 40.46 (13) | 22.89 (5) | 13.56 (0) | 37.50 (12) | 20.71 (2) | 33.73 (10) |
| 9 Boswell, Richard | 258.25 (45) | 12.25 (6) | 26.35 (1) | 35.46 (10) | 18.66 (12) | 43.63 (6) | 17.20 (7) | 14.31 (0) | 36.66 (3) | 24.25 (0) | 29.48 (0) |
| 10 Orsinger, Damien | 279.74 (94) | 9.70 (1) | 25.92 (10) | 40.06 (31) | 16.58 (8) | 36.79 (13) | 40.66 (7) | 17.80 (6) | 31.96 (5) | 21.21 (7) | 39.06 (6) |



2009 Maryland IDPA Championship May 1 & 2, 2009

All Shooters

Match
Score


Stage 1 Stage 2 Stage 3 Stage 4 Stage 5 Stage 6 Stage 7 Stage 8 Stage 9 Stage 10

ESP - Master

| | | | | | | | | | | | |
|-----------------|--------------------|----------|-----------------|-----------|-----------|-----------|-----------|-----------|-----------|-----------|-----------|
| DC Burwell, Dan | 135.86 (14) | 6.87 (0) | 14.00(0) | 14.21 (5) | 13.58 (1) | 17.50 (2) | 11.67 (1) | 8.02 (0) | 16.35 (5) | 17.34 (0) | 16.32 (0) |
| 1 Morton, Sonny | 138.65 (16) | 6.94 (0) | 17.12 (0) | 13.31 (2) | 11.29 (8) | 18.72 (2) | 14.54 (1) | 8.68 (0) | 15.98 (2) | 13.51 (0) | 18.56 (1) |
| 2 Cutler, Brian | 147.37 (33) | 8.10 (4) | 16.73 (1) | 17.28 (3) | 12.73 (5) | 17.14 (2) | 16.24 (6) | 10.19 (4) | 16.45 (3) | 13.52 (0) | 18.99 (5) |

ESP - Expert

| | | | | | | | | | | | |
|---------------------|--------------------|----------------|------------|------------|------------|------------|-----------|-----------|------------|-----------|-----------|
| 1 London, Joel | 143.72 (20) | 7.44 (1) | 16.76 (0) | 13.81 (4) | 15.61 (2) | 21.21 (6) | 13.77 (1) | 8.37 (0) | 16.81 (3) | 12.62 (1) | 17.32 (2) |
| 2 Cronin, Pat | 153.71 (20) | 5.60(0) | 21.11 (2) | 17.46 (6) | 9.06 (2) | 27.70 (5) | 14.88 (1) | 11.03 (0) | 16.80 (2) | 12.42 (1) | 17.65 (1) |
| 3 Knapp, Greg | 162.72 (42) | 6.79 (1) | 19.17 (3) | 21.42 (12) | 11.90 (7) | 24.52 (7) | 15.98 (0) | 13.09 (2) | 18.51 (3) | 15.24 (3) | 16.10 (4) |
| 4 Davoli, Ralph | 164.47 (71) | 7.56 (2) | 18.99 (4) | 21.10 (19) | 11.86 (6) | 20.79 (12) | 14.06 (4) | 11.14 (3) | 19.47 (13) | 16.80 (3) | 22.70 (5) |
| 5 Blundell, Malcolm | 171.48 (11) | 9.29 (1) | 15.88 (0) | 17.46 (0) | 10.02 (1) | 25.70 (1) | 19.07 (1) | 10.14 (0) | 21.56 (3) | 16.32 (1) | 26.04 (3) |
| 6 Weinger, Karl | 185.08 (27) | 7.58 (0) | 26.60 (2) | 26.93 (18) | 12.12 (2) | 24.23 (1) | 18.47 (2) | 12.69 (0) | 20.98 (2) | 17.63 (0) | 17.85 (0) |
| 7 Davoli, Kyle | 186.41 (58) | 9.32 (2) | 29.66 (12) | 20.49 (13) | 12.20 (4) | 18.86 (3) | 19.02 (5) | 14.09 (2) | 21.58 (8) | 16.37 (6) | 24.82 (3) |
| 8 Borros, Mike | 188.17 (38) | 9.82 (2) | 18.37 (0) | 16.68 (1) | 17.26 (18) | 29.13 (1) | 17.34 (2) | 11.76 (0) | 21.49 (7) | 25.66 (3) | 20.66 (4) |
| 9 Morton, Nevitt | 192.43 (37) | 7.35 (1) | 36.00 (0) | 16.16 (5) | 12.91 (9) | 22.63 (2) | 20.34 (9) | 12.06 (3) | 22.43 (3) | 19.72 (3) | 22.83 (2) |



2009 Maryland IDPA Championship May 1 & 2, 2009


All Shooters

Match
Score

Stage 1 Stage 2 Stage 3 Stage 4 Stage 5 Stage 6 Stage 7 Stage 8 Stage 9 Stage 10

ESP - Sharpshooter

| | Match Score | Stage 1 | Stage 2 | Stage 3 | Stage 4 | Stage 5 | Stage 6 | Stage 7 | Stage 8 | Stage 9 | Stage 10 |
|----------------------|--------------------|-----------|-----------|------------|------------|------------|------------|-----------|------------|-----------|------------|
| 1 Fenno, Dave | 162.71 (21) | 7.50 (2) | 18.48 (0) | 19.48 (4) | 13.77 (0) | 23.46 (5) | 15.23 (0) | 10.46 (1) | 22.65 (3) | 12.41 (0) | 19.27 (6) |
| 2 Bastian, Perry | 165.27 (63) | 13.12 (2) | 16.79 (6) | 18.24 (15) | 13.85 (5) | 22.57 (4) | 17.95 (6) | 8.49 (2) | 19.40 (13) | 15.27 (7) | 19.59 (3) |
| 3 Tate, Rob | 165.93 (40) | 8.52 (1) | 19.17 (4) | 18.46 (6) | 11.22 (4) | 23.04 (7) | 18.36 (4) | 11.51 (2) | 19.04 (5) | 13.46 (2) | 23.15 (5) |
| 4 Martin, Jim | 166.00 (21) | 7.02 (0) | 20.99 (1) | 15.93 (1) | 21.20 (12) | 21.93 (3) | 12.58 (0) | 10.43 (0) | 18.72 (3) | 17.49 (0) | 19.71 (1) |
| 5 Padgett, Douglas | 173.89 (44) | 8.25 (3) | 19.39 (0) | 18.43 (2) | 14.07 (12) | 25.38 (7) | 15.34 (2) | 12.90 (0) | 20.39 (6) | 15.27 (1) | 24.47 (11) |
| 6 Swarts, Kenny | 179.64 (17) | 8.64 (0) | 18.41 (1) | 20.27 (2) | 10.60 (1) | 22.64 (1) | 20.49 (6) | 12.12 (0) | 23.03 (2) | 21.45 (3) | 21.99 (1) |
| 7 Viverette, Chris | 182.20 (62) | 9.88 (7) | 17.30 (1) | 20.75 (9) | 15.69 (10) | 21.90 (1) | 30.54 (16) | 9.51 (0) | 21.22 (14) | 14.41 (2) | 21.00 (2) |
| 8 Romaniw, Walt | 182.68 (37) | 9.04 (0) | 26.20 (9) | 15.72 (6) | 12.67 (9) | 26.68 (6) | 12.72 (0) | 13.92 (0) | 22.91 (3) | 18.08 (4) | 24.74 (0) |
| 9 Oslin, Chris | 188.71 (25) | 9.18 (0) | 19.34 (0) | 19.29 (7) | 18.65 (2) | 29.56 (3) | 18.07 (1) | 11.54 (0) | 24.35 (6) | 17.38 (5) | 21.35 (1) |
| 10 Roberts, Joseph | 190.06 (65) | 9.05 (3) | 28.22 (7) | 29.06 (20) | 11.25 (3) | 26.52 (8) | 12.64 (3) | 9.78 (1) | 23.04 (10) | 16.48 (6) | 24.02 (4) |
| 11 Thomas, Steven S | 190.88 (24) | 9.31 (0) | 23.69 (2) | 23.31 (2) | 9.05 (1) | 27.77 (3) | 18.57 (4) | 14.50 (0) | 24.04 (2) | 14.17 (3) | 26.47 (7) |
| 12 Bingaman, Garth | 192.89 (49) | 7.79 (1) | 23.01 (4) | 17.31 (3) | 32.65 (8) | 24.66 (7) | 13.42 (4) | 12.06 (2) | 25.35 (16) | 15.32 (1) | 21.32 (3) |
| 13 Fletcher, Richard | 197.30 (32) | 11.49 (5) | 25.89 (2) | 20.58 (6) | 12.94 (4) | 31.68 (6) | 18.08 (3) | 12.52 (0) | 19.86 (3) | 20.82 (3) | 23.44 (0) |
| 14 Craig, Sean | 198.31 (26) | 12.76 (5) | 21.44 (1) | 21.74 (2) | 14.21 (5) | 28.16 (2) | 18.75 (3) | 12.66 (0) | 24.69 (4) | 18.17 (2) | 25.73 (2) |
| 15 Rogers, Meg | 209.90 (38) | 9.84 (0) | 21.98 (1) | 18.45 (3) | 11.41 (0) | 31.27 (10) | 27.87 (6) | 12.65 (0) | 26.70 (7) | 22.65 (7) | 27.08 (4) |
| 16 Dodd, Charles | 211.01 (24) | 8.33 (0) | 37.90 (1) | 22.57 (7) | 13.37 (3) | 22.49 (1) | 27.25 (5) | 11.38 (1) | 21.68 (5) | 21.98 (1) | 24.06 (0) |
| 17 Wilson, Jim | 213.35 (44) | 12.64 (2) | 23.98 (2) | 22.47 (4) | 14.37 (5) | 30.84 (10) | 27.58 (6) | 11.55 (0) | 28.12 (10) | 15.97 (4) | 25.83 (1) |
| 18 Love, Steven | 267.30 (47) | 10.32 (2) | 48.68 (9) | 24.66 (2) | 14.26 (2) | 37.61 (7) | 20.53 (0) | 13.40 (5) | 40.53 (2) | 24.66 (2) | 32.65 (16) |
| 19 Grimsley, Dave | 345.47 (30) | 14.77 (0) | 31.07 (0) | 41.88 (0) | 29.15 (15) | 51.97 (10) | 55.26 (2) | 21.26 (0) | 40.91 (3) | 25.35 (0) | 33.85 (0) |



2009 Maryland IDPA Championship May 1 & 2, 2009

All Shooters

Match
Score

Stage 1 Stage 2 Stage 3 Stage 4 Stage 5 Stage 6 Stage 7 Stage 8 Stage 9 Stage 10

ESP - Marksman

| | | | | | | | | | | | | |
|----|-----------------|--------------------|-----------|-----------|------------|------------|------------|------------|-----------|------------|-----------|------------|
| 1 | Healy, Andrew | 176.66 (37) | 8.33 (2) | 23.79 (8) | 22.58 (10) | 12.71 (7) | 26.88 (0) | 16.08 (3) | 10.99 (0) | 20.95 (4) | 15.65 (2) | 18.70 (1) |
| 2 | Leanza, Daniel | 209.68 (35) | 10.76 (1) | 26.34 (5) | 21.39 (6) | 14.79 (6) | 26.00 (3) | 22.41 (5) | 12.45 (1) | 26.20 (4) | 20.74 (0) | 28.60 (4) |
| 3 | Grumbles, Jesse | 212.87 (25) | 12.56 (1) | 23.91 (0) | 23.95 (2) | 16.34 (4) | 29.62 (5) | 24.26 (1) | 11.95 (0) | 27.01 (5) | 18.35 (2) | 24.92 (5) |
| 4 | Pierson, Bill | 221.28 (37) | 9.91 (0) | 24.11 (2) | 21.30 (1) | 12.17 (2) | 31.02 (6) | 24.18 (10) | 13.13 (0) | 29.68 (12) | 21.76 (4) | 34.02 (0) |
| 5 | Nonaka, Tori | 221.32 (35) | 9.24 (1) | 24.42 (1) | 23.41 (10) | 12.89 (2) | 28.35 (3) | 35.71 (1) | 17.88 (2) | 28.85 (11) | 20.40 (4) | 20.17 (0) |
| 6 | Slater, Tom | 226.12 (22) | 8.96 (1) | 24.50 (1) | 25.17 (4) | 16.03 (2) | 28.16 (4) | 19.94 (4) | 20.43 (0) | 25.89 (5) | 21.31 (0) | 35.73 (1) |
| 7 | Ash, Cathy | 226.58 (33) | 9.36 (0) | 22.27 (1) | 19.06 (2) | 18.06 (9) | 24.49 (2) | 33.90 (2) | 13.99 (0) | 25.74 (3) | 29.80 (4) | 29.91 (10) |
| 8 | Buckethal, Bart | 228.07 (52) | 12.83 (0) | 25.68 (1) | 20.74 (3) | 16.03 (5) | 42.88 (16) | 23.80 (8) | 15.22 (6) | 26.63 (7) | 20.54 (4) | 23.72 (2) |
| 9 | Bowling, Paul | 229.98 (45) | 11.85 (3) | 24.86 (0) | 23.53 (2) | 14.78 (7) | 37.72 (14) | 22.27 (6) | 11.40 (0) | 32.42 (13) | 18.63 (0) | 32.52 (0) |
| 10 | Miller, Spence | 253.31 (38) | 14.99 (0) | 35.26 (3) | 23.43 (5) | 25.90 (14) | 30.09 (1) | 26.86 (6) | 14.29 (0) | 32.16 (7) | 21.49 (2) | 28.84 (0) |
| 11 | Wood, Jared | 260.28 (43) | 12.69 (4) | 23.43 (2) | 27.66 (11) | 26.11 (7) | 41.58 (9) | 24.69 (1) | 17.19 (2) | 40.07 (6) | 18.78 (0) | 28.08 (1) |
| 12 | Pynn, Mike | 280.87 (29) | 11.56 (0) | 36.47 (2) | 27.22 (0) | 28.05 (15) | 44.53 (10) | 27.69 (0) | 13.02 (0) | 34.60 (1) | 23.57 (0) | 34.16 (1) |
| 13 | Abbott, Lou | 305.66 (11) | 13.01 (0) | 34.20 (0) | 47.73 (1) | 24.20 (4) | 44.82 (0) | 38.06 (0) | 15.79 (2) | 33.86 (3) | 20.34 (0) | 33.65 (1) |

ESP - Novice


| | | | | | | | | | | | | |
|---|----------------|--------------------|-----------|-----------|------------|-----------|-----------|-----------|-----------|-----------|-----------|-----------|
| 1 | Hanson, Jeremy | 325.30 (38) | 11.87 (1) | 34.73 (1) | 27.94 (11) | 19.26 (5) | 42.83 (2) | 63.80 (3) | 16.51 (0) | 48.06 (4) | 29.99 (9) | 30.31 (2) |
|---|----------------|--------------------|-----------|-----------|------------|-----------|-----------|-----------|-----------|-----------|-----------|-----------|

ESP - Unclassified

| | | | | | | | | | | | | |
|---|-------------|--------------------|-----------|-----------|-----------|------------|-----------|-----------|-----------|-----------|-----------|-----------|
| 1 | Harmon, Ken | 446.97 (37) | 18.69 (0) | 50.21 (1) | 65.13 (3) | 26.31 (19) | 66.66 (3) | 56.92 (1) | 35.04 (0) | 45.22 (1) | 35.79 (4) | 47.00 (5) |
|---|-------------|--------------------|-----------|-----------|-----------|------------|-----------|-----------|-----------|-----------|-----------|-----------|

SSP - Master

| | | | | | | | | | | | | |
|----|-----------------|--------------------|-----------|-----------|------------|----------------|-----------------|-----------------|-----------|-----------|-----------------|-----------------|
| DC | Yost, Tom | 126.26 (19) | 6.65 (0) | 14.47 (1) | 15.18 (6) | 8.21 (3) | 16.85(1) | 10.98(0) | 8.13 (0) | 18.63 (7) | 12.38(1) | 14.78(0) |
| 1 | Molnar, Chris | 144.33 (41) | 6.55 (0) | 17.30 (1) | 17.39 (11) | 10.16 (7) | 21.40 (5) | 14.27 (4) | 10.37 (2) | 17.61 (3) | 12.58 (4) | 16.70 (4) |
| 2 | Gross, Doug | 144.47 (17) | 6.67 (0) | 18.83 (0) | 13.63 (1) | 10.30 (3) | 19.85 (3) | 15.62 (1) | 7.52 (0) | 20.00 (7) | 12.83 (1) | 19.22 (1) |
| 3 | Tate, Roger | 146.50 (33) | 6.97 (1) | 16.79 (1) | 14.84 (7) | 9.37 (4) | 20.72 (6) | 16.11 (2) | 9.48 (0) | 20.20 (7) | 14.39 (4) | 17.63 (1) |
| 4 | Murphy, Corey | 149.66 (40) | 7.67 (3) | 16.24 (3) | 13.07 (5) | 10.86 (8) | 19.02 (3) | 13.16 (5) | 8.19 (0) | 16.63 (2) | 25.21 (9) | 19.61 (2) |
| 5 | Myers, Steve | 162.32 (8) | 7.20 (0) | 20.22 (0) | 15.67 (3) | 12.07 (1) | 24.24 (0) | 14.89 (1) | 12.06 (1) | 16.85 (0) | 17.17 (0) | 21.95 (2) |
| 6 | Wright, Brandon | 164.22 (37) | 12.37 (6) | 21.82 (7) | 14.80 (3) | 7.94(0) | 16.86 (3) | 18.57 (10) | 12.02 (0) | 21.11 (6) | 22.11 (2) | 16.62 (0) |
| 7 | Elliott, Mark | 171.66 (22) | 7.74 (0) | 19.73 (1) | 13.06 (1) | 17.47 (12) | 24.18 (1) | 19.57 (0) | 13.35 (2) | 19.22 (2) | 15.54 (0) | 21.80 (3) |
| 8 | Hoffman, Peter | 183.80 (29) | 9.75 (0) | 20.15 (1) | 20.24 (2) | 17.42 (8) | 23.94 (4) | 19.99 (4) | 10.52 (0) | 24.04 (4) | 15.58 (1) | 22.17 (5) |
| | Jackson, James | DNF | 6.62 (0) | 18.48 (0) | 18.09 (0) | 8.14 (1) | 22.39 (4) | 12.24 (0) | 7.85 (0) | 18.14 (4) | 12.89 (0) | 18.00 (3) |



2009 Maryland IDPA Championship May 1 & 2, 2009

All Shooters

Match
Score


Stage 1 Stage 2 Stage 3 Stage 4 Stage 5 Stage 6 Stage 7 Stage 8 Stage 9 Stage 10

SSP - Expert

| | | | | | | | | | | | |
|-----------------------|--------------------|-----------|-----------|-----------------|------------|------------|-----------|-----------|------------|-----------|-----------|
| 1 Carson, Evan | 162.36 (40) | 6.73 (1) | 17.84 (3) | 12.74(6) | 16.53 (6) | 23.97 (3) | 12.89 (4) | 12.39 (5) | 24.61 (11) | 17.07 (1) | 17.59 (0) |
| 2 Reitz, Edward | 170.22 (34) | 8.99 (2) | 18.45 (1) | 15.81 (5) | 15.89 (9) | 29.38 (10) | 16.81 (0) | 10.75 (0) | 19.28 (7) | 14.73 (0) | 20.13 (0) |
| 3 Torres-Reyes, Laura | 173.46 (57) | 9.17 (3) | 18.74 (5) | 21.85 (9) | 12.16 (14) | 20.91 (5) | 16.89 (2) | 11.85 (2) | 22.68 (5) | 19.07 (6) | 20.14 (6) |
| 4 Conlon, George | 176.86 (25) | 8.82 (3) | 17.64 (0) | 18.56 (8) | 13.27 (4) | 29.08 (2) | 19.07 (0) | 9.59 (0) | 21.40 (4) | 17.22 (3) | 22.21 (1) |
| 5 Middaugh, Rob | 178.56 (34) | 11.80 (2) | 23.43 (7) | 20.06 (2) | 12.13 (2) | 19.91 (1) | 19.08 (8) | 11.36 (1) | 28.51 (6) | 16.49 (4) | 15.79 (1) |
| 6 Cloutier, Dave | 181.58 (14) | 7.75 (0) | 19.54 (1) | 19.12 (3) | 13.00 (4) | 29.26 (0) | 18.84 (0) | 10.53 (0) | 22.23 (3) | 17.02 (1) | 24.29 (2) |
| 7 Perkins, Dave | 204.29 (14) | 10.52 (2) | 25.83 (0) | 20.85 (2) | 13.51 (1) | 27.51 (0) | 28.90 (2) | 11.50 (2) | 24.45 (4) | 17.39 (0) | 23.83 (1) |
| Snead, Cecil | DQ | | | | | | | | | | |

SSP - Sharpshooter

| | | | | | | | | | | | |
|-----------------------|--------------------|------------|------------|------------|------------|------------|------------|------------|------------|-----------|------------|
| 1 Pyeron, Terrance | 171.17 (40) | 8.02 (2) | 21.96 (3) | 17.23 (8) | 17.22 (18) | 20.20 (0) | 18.01 (1) | 10.41 (0) | 20.22 (4) | 18.51 (2) | 19.39 (2) |
| 2 Tisack, Jim | 177.04 (35) | 8.11 (2) | 20.72 (5) | 19.21 (7) | 14.56 (4) | 24.68 (1) | 18.16 (1) | 10.16 (4) | 19.94 (5) | 17.37 (0) | 24.13 (6) |
| 3 Shatrowsky, Robert | 183.98 (52) | 8.69 (4) | 24.67 (4) | 21.68 (13) | 13.21 (3) | 20.08 (3) | 18.65 (3) | 9.42 (1) | 26.17 (13) | 19.15 (7) | 22.26 (1) |
| 4 DiZebba, Mike | 185.25 (34) | 8.55 (0) | 21.80 (1) | 20.04 (6) | 18.54 (14) | 25.98 (1) | 23.17 (1) | 12.30 (2) | 20.42 (6) | 15.45 (3) | 19.00 (0) |
| 5 Irby, Matt | 189.08 (39) | 9.04 (0) | 21.70 (3) | 20.32 (1) | 15.21 (7) | 33.07 (13) | 19.74 (7) | 11.86 (3) | 22.16 (3) | 14.24 (1) | 21.74 (1) |
| 6 Walker, Eric | 191.30 (56) | 7.84 (1) | 18.71 (4) | 16.21 (1) | 20.61 (23) | 31.01 (9) | 18.81 (3) | 13.06 (1) | 21.73 (2) | 19.95 (1) | 23.37 (11) |
| 7 Morton, Matthew | 193.28 (5) | 8.38 (1) | 20.60 (1) | 21.72 (0) | 12.86 (1) | 24.95 (0) | 20.57 (1) | 12.28 (0) | 27.15 (1) | 20.73 (0) | 24.04 (0) |
| 8 Snellings, Gerry | 211.56 (60) | 10.43 (6) | 23.53 (2) | 27.69 (21) | 14.53 (5) | 23.91 (1) | 21.66 (5) | 12.67 (0) | 27.25 (5) | 24.24 (9) | 25.65 (6) |
| 9 Konicki, Chris | 214.60 (37) | 7.10 (0) | 22.85 (0) | 23.61 (9) | 17.14 (8) | 28.25 (6) | 20.99 (2) | 15.90 (0) | 35.99 (9) | 17.86 (2) | 24.91 (1) |
| 10 Burwell, Sharon | 216.03 (48) | 10.46 (2) | 29.80 (9) | 18.09 (2) | 18.24 (10) | 32.09 (9) | 21.79 (0) | 11.13 (0) | 25.81 (2) | 21.35 (7) | 27.27 (7) |
| 11 Koebensky, Dave | 219.42 (64) | 9.20 (1) | 36.30 (13) | 24.26 (7) | 18.61 (10) | 26.80 (6) | 24.10 (8) | 10.81 (0) | 24.72 (7) | 20.15 (6) | 24.47 (6) |
| 12 Hudgens, Patrick | 223.04 (56) | 9.24 (0) | 24.21 (10) | 23.61 (11) | 14.14 (6) | 32.82 (5) | 19.23 (6) | 13.59 (1) | 25.81 (6) | 30.94 (6) | 29.45 (5) |
| 13 Delage, Steven | 230.59 (80) | 8.48 (2) | 23.42 (3) | 21.69 (11) | 12.68 (4) | 43.11 (4) | 28.58 (23) | 13.06 (0) | 28.39 (18) | 18.11 (5) | 33.07 (10) |
| 14 Hanchett, David | 233.30 (69) | 10.40 (2) | 30.33 (3) | 25.71 (14) | 20.22 (6) | 26.88 (2) | 23.13 (19) | 10.55 (1) | 24.30 (7) | 25.85 (4) | 35.93 (11) |
| 15 Ecker, Ronald | 235.73 (58) | 18.97 (11) | 32.40 (4) | 26.55 (14) | 16.67 (3) | 33.68 (9) | 24.59 (6) | 10.77 (1) | 24.36 (7) | 20.99 (1) | 26.75 (2) |
| 16 Hardbower, Phillip | 241.93 (31) | 12.10 (0) | 32.10 (7) | 22.72 (7) | 20.40 (9) | 37.17 (7) | 19.28 (1) | 14.61 (0) | 26.04 (0) | 22.69 (0) | 34.82 (0) |
| 17 Richardson, Bill | 257.75 (66) | 12.14 (1) | 28.01 (1) | 20.88 (6) | 22.46 (26) | 31.81 (2) | 39.65 (10) | 25.50 (12) | 24.15 (6) | 21.10 (0) | 32.05 (2) |
| 18 Matthys, Matt | 265.17 (43) | 11.34 (0) | 25.13 (3) | 27.75 (17) | 19.33 (3) | 50.87 (5) | 28.39 (2) | 14.21 (2) | 28.81 (4) | 27.81 (2) | 31.53 (5) |
| 19 Jorgensen, Kimm | 285.96 (22) | 22.66 (2) | 29.91 (1) | 40.54 (1) | 17.94 (2) | 34.40 (6) | 31.89 (0) | 16.20 (1) | 33.23 (6) | 27.69 (2) | 31.50 (1) |
| Harter, Terry | DQ | | | | | | | | | | |



2009 Maryland IDPA Championship May 1 & 2, 2009

All Shooters

Match
Score

Stage 1 Stage 2 Stage 3 Stage 4 Stage 5 Stage 6 Stage 7 Stage 8 Stage 9 Stage 10

SSP - Marksman


| | | | | | | | | | | | |
|------------------------|---------------------|-----------|------------|------------|------------|------------|------------|-----------|------------|------------|------------|
| 1 Hopper, Timothy | 191.16 (42) | 7.92 (0) | 26.07 (3) | 20.49 (7) | 14.28 (17) | 29.39 (3) | 22.61 (1) | 10.32 (0) | 18.69 (2) | 19.45 (4) | 21.94 (5) |
| 2 Thomas, Cindi | 208.22 (52) | 15.62 (9) | 24.10 (5) | 20.92 (2) | 15.69 (14) | 24.10 (1) | 25.61 (8) | 15.38 (3) | 24.56 (3) | 16.82 (4) | 25.42 (3) |
| 3 Banta, Greg | 215.90 (19) | 9.09 (1) | 24.02 (0) | 21.63 (2) | 11.33 (0) | 29.18 (2) | 22.50 (0) | 13.54 (1) | 29.99 (3) | 24.90 (3) | 29.72 (7) |
| 4 Cruikshank, Drew | 220.24 (56) | 9.34 (0) | 30.21 (5) | 21.93 (9) | 14.47 (11) | 29.62 (3) | 19.77 (3) | 14.71 (0) | 26.78 (11) | 21.33 (5) | 32.08 (9) |
| 5 Gozzo, Steve | 221.78 (53) | 11.37 (5) | 25.24 (2) | 21.32 (9) | 16.53 (8) | 36.19 (2) | 19.52 (5) | 10.44 (0) | 25.67 (20) | 26.53 (1) | 28.97 (1) |
| 6 Hewlett, Jeff | 229.18 (24) | 10.94 (0) | 27.14 (1) | 26.45 (3) | 18.38 (7) | 31.52 (2) | 21.85 (2) | 13.23 (1) | 28.41 (5) | 25.60 (3) | 25.66 (0) |
| 7 Nevis, Joe | 236.72 (51) | 12.38 (0) | 27.02 (2) | 25.95 (4) | 17.19 (10) | 36.13 (7) | 25.77 (6) | 15.03 (0) | 27.82 (11) | 20.52 (4) | 28.91 (7) |
| 8 Stephens, Warren | 244.79 (33) | 11.47 (4) | 24.87 (3) | 22.18 (2) | 18.06 (6) | 31.30 (1) | 27.87 (6) | 26.02 (1) | 32.86 (4) | 20.76 (5) | 29.40 (1) |
| 9 Bowman, Bob | 249.28 (78) | 11.21 (4) | 33.80 (4) | 28.53 (18) | 20.53 (12) | 33.17 (4) | 27.23 (9) | 14.27 (1) | 28.81 (16) | 19.92 (0) | 31.81 (10) |
| 10 Davis, Chuck | 252.80 (85) | 17.55 (7) | 31.66 (4) | 29.90 (30) | 23.78 (12) | 28.02 (3) | 20.76 (4) | 14.20 (1) | 31.42 (11) | 22.69 (3) | 32.82 (10) |
| 11 Numbers, Donald | 257.67 (46) | 11.52 (0) | 28.53 (2) | 28.52 (2) | 16.70 (5) | 34.00 (4) | 22.75 (4) | 14.55 (2) | 30.64 (7) | 27.64 (3) | 42.82 (17) |
| 12 Pittman, Buddy | 258.66 (72) | 14.46 (3) | 24.36 (2) | 25.45 (8) | 18.42 (7) | 38.01 (5) | 25.50 (2) | 17.10 (7) | 31.72 (19) | 23.51 (8) | 40.13 (11) |
| 13 Tubo, Steve | 262.65 (66) | 15.26 (1) | 28.98 (6) | 25.71 (20) | 25.45 (4) | 31.32 (7) | 30.31 (5) | 16.29 (1) | 32.19 (14) | 25.14 (1) | 32.00 (7) |
| 14 Simpson Sr, Raymond | 270.14 (56) | 11.81 (1) | 27.10 (8) | 24.65 (11) | 19.04 (8) | 44.81 (2) | 26.76 (6) | 13.00 (0) | 44.22 (11) | 29.84 (4) | 28.91 (5) |
| 15 Smith, Brian | 271.94 (89) | 11.97 (1) | 28.34 (4) | 24.71 (18) | 23.16 (5) | 39.25 (12) | 23.87 (13) | 16.65 (0) | 45.65 (26) | 26.00 (4) | 32.34 (6) |
| 16 Cantu, Miguel | 274.21 (50) | 13.99 (4) | 35.53 (5) | 26.62 (7) | 18.49 (11) | 46.31 (4) | 22.07 (3) | 15.93 (1) | 33.87 (8) | 30.14 (2) | 31.26 (5) |
| 17 Cutler, Angie | 278.96 (78) | 6.24 (0) | 43.50 (5) | 25.41 (11) | 19.70 (9) | 32.24 (11) | 21.99 (13) | 15.59 (0) | 31.86 (6) | 37.67 (4) | 44.76 (19) |
| 18 Powell, Nolan | 280.63 (63) | 21.82 (5) | 30.55 (2) | 23.57 (11) | 27.42 (16) | 41.49 (9) | 25.50 (2) | 14.94 (0) | 35.51 (15) | 31.58 (2) | 28.25 (1) |
| 19 McCreesh, Christine | 282.45 (136) | 10.10 (1) | 36.70 (19) | 43.65 (42) | 26.50 (20) | 34.61 (7) | 23.83 (12) | 16.94 (0) | 25.25 (8) | 21.76 (6) | 43.11 (21) |
| 20 Buffington, Debi | 314.23 (67) | 12.59 (3) | 38.46 (6) | 31.77 (12) | 18.22 (4) | 47.88 (5) | 44.36 (13) | 20.07 (1) | 35.56 (11) | 26.95 (4) | 38.37 (8) |
| 21 Yake, Bonnie | 325.93 (101) | 11.18 (0) | 42.68 (8) | 34.17 (10) | 24.06 (12) | 37.63 (13) | 38.64 (18) | 16.80 (0) | 55.04 (22) | 30.30 (8) | 35.43 (10) |
| 22 Korona, Roy | 366.57 (96) | 16.41 (1) | 43.95 (3) | 33.15 (13) | 29.09 (12) | 59.57 (14) | 42.03 (9) | 18.95 (0) | 44.11 (25) | 39.89 (13) | 39.42 (6) |
| 23 Card, Sandra | 486.32 (114) | 25.70 (2) | 54.33 (5) | 49.18 (32) | 35.83 (29) | 50.26 (7) | 69.67 (13) | 29.71 (0) | 83.89 (22) | 38.44 (1) | 49.31 (3) |

SSP - Novice

| | | | | | | | | | | | |
|-----------------------|---------------------|-----------|-----------|------------|------------|-----------|------------|-----------|-----------|-----------|-----------|
| 1 Simpson Jr, Raymond | 314.18 (120) | 18.10 (4) | 32.86 (9) | 45.10 (34) | 27.12 (13) | 31.08 (4) | 40.83 (23) | 21.66 (7) | 33.66 (9) | 25.62 (8) | 38.15 (9) |
|-----------------------|---------------------|-----------|-----------|------------|------------|-----------|------------|-----------|-----------|-----------|-----------|

ESR - Expert

| | | | | | | | | | | | |
|----------------|--------------------|----------|-----------|-----------|-----------|-----------|-----------|-----------|-----------|-----------|-----------|
| 1 White, David | 227.68 (28) | 9.36 (1) | 21.95 (0) | 25.98 (7) | 17.21 (4) | 31.98 (1) | 25.71 (3) | 13.45 (0) | 38.09 (8) | 17.42 (3) | 26.53 (1) |
|----------------|--------------------|----------|-----------|-----------|-----------|-----------|-----------|-----------|-----------|-----------|-----------|



2009 Maryland IDPA Championship May 1 & 2, 2009

All Shooters

Match
Score

Stage 1 Stage 2 Stage 3 Stage 4 Stage 5 Stage 6 Stage 7 Stage 8 Stage 9 Stage 10

ESR - Sharpshooter

| | | | | | | | | | | | |
|-------------------|--------------------|-----------|-----------|-----------|------------|-----------|-----------|-----------|------------|-----------|-----------|
| DC Hamilton, F.L. | 209.16 (35) | 8.66 (0) | 28.83 (4) | 24.63 (6) | 14.62 (7) | 26.30 (5) | 24.13 (4) | 12.16 (0) | 23.72 (3) | 16.73 (2) | 29.38 (4) |
| 1 Grumbles, Royce | 242.82 (41) | 12.72 (0) | 29.11 (5) | 30.55 (5) | 17.80 (11) | 35.91 (6) | 23.63 (1) | 12.85 (1) | 30.93 (11) | 19.83 (0) | 29.49 (1) |

SSR - Master

| | | | | | | | | | | | |
|------------------|--------------------|----------|-----------|------------|-----------|-----------|-----------|-----------|-----------|-----------|------------|
| DC Lentz, Joshua | 148.27 (41) | 6.46 (1) | 15.97 (2) | 13.43 (1) | 9.88 (3) | 23.06 (7) | 13.78 (3) | 8.25 (1) | 16.51 (1) | 13.84 (6) | 27.09 (16) |
| 1 Linskey, Joe | 168.91 (21) | 6.76 (0) | 16.88 (1) | 32.04 (17) | 10.02 (0) | 21.18 (0) | 14.30 (0) | 10.83 (0) | 20.94 (2) | 12.49 (0) | 23.47 (1) |

SSR - Expert

| | | | | | | | | | | | |
|--------------|--------------------|----------|-----------|-----------|-----------|-----------|-----------|-----------|-----------|-----------|-----------|
| 1 Owens, Sam | 209.36 (36) | 7.83 (2) | 21.36 (4) | 25.03 (4) | 13.19 (4) | 30.37 (1) | 16.74 (3) | 15.14 (1) | 26.05 (6) | 24.90 (9) | 28.75 (2) |
|--------------|--------------------|----------|-----------|-----------|-----------|-----------|-----------|-----------|-----------|-----------|-----------|

SSR - Sharpshooter

| | | | | | | | | | | | |
|---------------|--------------------|-----------|------------|------------|------------|-----------|-----------|-----------|-----------|-----------|-----------|
| 1 Mund, Joe | 237.37 (34) | 8.67 (0) | 29.27 (10) | 26.24 (5) | 14.37 (3) | 34.16 (5) | 24.73 (0) | 14.93 (3) | 28.39 (2) | 23.26 (3) | 33.35 (3) |
| 2 Fry, Gary | 241.46 (56) | 12.60 (0) | 25.91 (6) | 25.94 (6) | 21.30 (14) | 38.17 (8) | 19.56 (6) | 13.24 (1) | 31.61 (7) | 18.51 (2) | 34.62 (6) |
| 3 Myers, Herb | 245.08 (42) | 16.12 (1) | 24.15 (2) | 28.50 (12) | 19.10 (9) | 37.19 (4) | 22.01 (1) | 11.99 (1) | 33.60 (3) | 19.91 (3) | 32.51 (6) |

SSR - Marksman

| | | | | | | | | | | | |
|------------------|--------------------|-----------|-----------|-----------|-----------|------------|-----------|-----------|------------|-----------|------------|
| 1 Trevino, Gary | 263.99 (39) | 10.52 (0) | 40.44 (2) | 26.53 (3) | 14.87 (3) | 38.36 (14) | 21.23 (1) | 17.86 (6) | 33.75 (3) | 25.36 (3) | 35.07 (4) |
| 2 Wilborn, Jamie | 268.36 (61) | 13.69 (1) | 30.42 (2) | 31.83 (8) | 19.72 (9) | 34.37 (7) | 26.17 (0) | 14.54 (1) | 42.53 (21) | 21.63 (0) | 33.46 (12) |