


2009 IL State Championship June 14, 2009

All Shooters

CDP Champion: JOE TSUI CDP - Expert 189.31 (46)
 ESP Champion: CHARLES PARISI ESP - Master 148.11 (43)
 SSP Champion: AARON PARMENTER SSP - Master 175.65 (60)
 ESR Champion: PHILLIP PROIETTI ESR - Sharpshooter 239.90 (69)
 SSR Champion: BOB BRIGGS SSR - Marksman 234.88 (17)

High Senior: MICHAEL CUSANELLI ESP - Expert 179.72 (28)
 High Lady: TD ROE ESP - Sharpshooter 202.92 (58)
 High Junior: JOSH GOEDE SSP - Marksman 295.42(128)
 High Distinguished Senior: STEPH HOBSON ESP - Sharpshooter 238.29 (55)
 Most Accurate: JOHN SERAFIN ESP - Expert 185.12 (14)


	Match Score	--Penalties--				Stage 1	Stage 2	Stage 3	Stage 4	Stage 5	Stage 6	Stage 7	Stage 8	Stage 9	Stage 10	Stage 11	Stage 12	
		PD	NT	PE	FN													
CDP - Custom Defensive Pistol																		
CDP - Master																		
1	DEMONDO, RICH	194.48	27	0	0	0	23.34 (3)	3.64 (1)	19.41 (2)	9.71 (3)	21.42 (7)	9.11 (2)	17.33 (1)	4.58 (1)	24.42 (1)	5.37 (2)	25.72 (3)	30.43 (1)
CDP - Expert																		
DC	TSUI, JOE	189.31	46	0	0	0	25.43 (14)	4.41 (2)	18.28 (3)	9.65 (1)	22.24 (10)	10.56 (0)	15.37 (3)	4.57 (2)	20.30 (4)	4.54 (0)	20.49 (1)	33.47 (6)
1	DOYLE, MO	195.79	38	1	0	0	23.20 (2)	3.91 (1)	16.47 (1)	10.76 (6)	19.02 (5)	7.98 (1)	18.79 (5)	4.48 (0)	18.10 (2)	5.80 (3)	35.32 (7)	31.96 (5)
2	HILL, LARRY	196.57	61	0	2	0	28.33 (15)	3.03(0)	22.08 (7)	8.93 (6)	17.41 (5)	6.35(0)	16.06 (5)	4.13 (1)	22.91 (11)	7.10 (3)	32.88 (4)	27.36 (4)
3	PENLEY, BRIAN	207.04	27	0	0	0	24.97 (1)	3.35 (0)	21.66 (1)	8.33 (0)	23.15 (5)	8.37 (0)	19.80 (1)	5.50 (0)	23.28 (5)	6.03 (1)	27.58 (1)	35.02 (12)
4	LAWRENCE, OTIS	211.09	26	0	0	0	3.80 (0)	27.23 (2)	24.55 (1)	8.90 (2)	23.82 (5)	8.46 (0)	17.60 (3)	4.44 (1)	18.58 (3)	4.79 (2)	34.79 (5)	34.13 (2)



2009 IL State Championship June 14, 2009

All Shooters


	Match Score	--Penalties--				Stage 1	Stage 2	Stage 3	Stage 4	Stage 5	Stage 6	Stage 7	Stage 8	Stage 9	Stage 10	Stage 11	Stage 12	
		PD	NT	PE	FN													
CDP - Sharpshooter																		
1	JOHNSON, GLENN	203.03	43	0	0	0	29.24 (11)	4.06 (0)	21.38 (7)	10.34 (4)	20.51 (4)	8.35 (0)	19.00 (5)	5.13 (0)	23.90 (5)	4.44 (0)	25.11 (4)	31.57 (3)
2	HANN, MARK	222.39	40	1	0	0	32.51 (7)	5.60 (3)	21.08 (3)	10.26 (2)	20.98 (6)	10.03 (3)	20.51 (2)	6.37 (1)	22.20 (1)	7.99 (5)	30.55 (2)	34.31 (5)
3	CALDERISI, MICHAEL	225.20	60	0	2	0	29.05 (5)	5.22 (2)	27.59 (1)	9.13 (1)	23.63 (11)	10.15 (1)	20.31 (6)	4.46 (0)	24.22 (10)	8.20 (6)	31.55 (13)	31.69 (4)
4	ROPER, TOM	232.22	80	0	0	0	3.97 (1)	32.90 (9)	21.17 (3)	11.71 (7)	23.49 (11)	10.99 (7)	21.05 (6)	4.68 (2)	24.18 (8)	7.77 (6)	34.30 (12)	36.01 (8)
5	MUDGE, ANDY	236.80	47	0	1	0	30.42 (7)	4.91 (2)	24.30 (5)	12.99 (7)	24.30 (2)	11.50 (2)	22.29 (2)	6.29 (0)	26.33 (8)	8.72 (5)	28.56 (3)	36.19 (4)
6	CASTEEL, MALLARD	243.30	52	0	1	0	32.92 (13)	4.73 (1)	29.45 (6)	13.61 (7)	23.36 (0)	15.42 (8)	26.21 (4)	4.84 (1)	24.65 (6)	7.24 (5)	30.45 (0)	30.42 (1)
7	MAZUR, JOHN	261.27	19	0	2	0	29.87 (2)	4.64 (0)	23.54 (4)	18.02 (0)	22.10 (4)	11.03 (2)	29.52 (1)	5.43 (1)	24.67 (2)	24.67 (2)	33.08 (1)	34.70 (0)
8	LAMBERT, CLAY	261.65	55	0	1	1	28.15 (4)	4.11 (1)	28.75 (4)	12.72 (1)	31.47 (18)	10.89 (3)	29.50 (4)	6.15 (1)	29.72 (5)	9.03 (5)	31.15 (0)	40.01 (9)
9	MURPHY, JOHN	271.09	85	0	1	0	32.56 (10)	4.30 (0)	23.31 (1)	15.18 (11)	30.35 (13)	14.78 (5)	30.20 (13)	5.13 (1)	34.98 (6)	6.41 (4)	33.84 (17)	40.05 (4)
10	HANKUS, TOM	275.80	81	1	3	0	35.00 (6)	6.01 (3)	26.53 (2)	13.60 (7)	26.11 (12)	19.63 (12)	26.41 (9)	5.60 (0)	31.32 (9)	6.03 (1)	42.12 (10)	37.44 (10)
11	LENCIONI, DAVE	299.11	142	2	0	3	35.58 (5)	5.45 (4)	32.97 (18)	21.59 (30)	40.31 (26)	10.24 (2)	25.95 (10)	4.48 (0)	31.29 (14)	7.72 (6)	41.03 (16)	42.50 (11)
12	SKUSE, TOM	398.82	94	1	1	0	59.14 (11)	10.09 (11)	46.01 (9)	15.47 (4)	39.24 (8)	15.39 (10)	38.08 (6)	6.18 (1)	43.98 (7)	10.02 (8)	55.44 (14)	59.78 (5)
CDP - Marksman																		
1	GENOVESE, TOM	272.13	101	1	3	0	10.89 (12)	36.09 (15)	24.15 (10)	9.96 (3)	30.16 (13)	10.17 (4)	28.77 (8)	5.09 (2)	29.32 (12)	7.59 (6)	38.52 (9)	41.42 (7)
2	OSTENSON, GIL	283.02	71	0	0	0	29.86 (10)	4.38 (0)	29.76 (5)	16.26 (9)	34.11 (6)	11.33 (3)	25.26 (8)	5.64 (0)	31.14 (4)	6.81 (5)	35.67 (12)	52.80 (9)
3	LENARD, ANTHONY	294.49	63	0	1	0	37.06 (9)	4.05 (0)	26.47 (2)	12.75 (3)	26.39 (7)	14.49 (6)	21.89 (3)	6.55 (1)	65.51 (11)	8.10 (6)	26.30 (1)	44.93 (14)
4	RENKEN, TOM	301.57	55	0	4	0	36.70 (2)	7.12 (4)	24.91 (2)	25.52 (4)	28.41 (3)	12.14 (4)	28.14 (4)	8.51 (0)	31.74 (12)	8.96 (4)	39.81 (1)	49.61 (15)
5	HANLON, MIKE	333.03	73	0	5	1	5.87 (3)	44.42 (11)	29.81 (3)	14.02 (8)	35.99 (15)	10.96 (2)	30.30 (4)	10.20 (2)	47.48 (8)	7.43 (5)	46.95 (8)	49.60 (4)
ESP - Enhanced Service Pistol																		
ESP - Master																		
DC	PARISI, CHARLES	148.11	43	1	1	0	18.00 (8)	3.43 (1)	15.00(6)	9.34 (3)	12.75(1)	7.54 (2)	14.42(4)	3.31(0)	14.31 (4)	3.95(1)	22.69 (6)	23.37 (7)
1	NAFFZIGER, KENNETH	170.27	32	0	0	0	3.64(0)	24.84 (11)	17.04 (3)	9.09 (3)	17.26 (1)	10.20 (4)	18.17 (2)	4.26 (2)	14.21 (1)	4.89 (1)	24.22 (4)	22.45 (0)
ESP - Expert																		
1	FREDENHAGEN, DON	167.56	36	0	1	0	19.92 (3)	3.32 (0)	15.46 (0)	8.89 (2)	17.86 (5)	8.59 (1)	19.11 (3)	3.72 (0)	17.91 (2)	8.20 (9)	20.39(4)	24.19 (7)
2	CUSANELLI, MICHAEL	179.72	28	0	1	0	22.64 (4)	6.38 (5)	16.82 (1)	8.75 (2)	17.09 (5)	9.39 (2)	16.19 (0)	3.86 (0)	20.76 (3)	6.32 (3)	26.91 (1)	24.61 (2)
3	SERAFIN, JOHN	185.12	14	0	0	0	21.98 (1)	3.16 (0)	18.31 (2)	8.94 (2)	22.84 (5)	10.54 (0)	19.93 (1)	4.11 (0)	16.75 (1)	4.45 (0)	28.70 (1)	25.41 (1)
4	BARON, SCOTT	187.92	61	0	0	0	22.77 (12)	4.61 (2)	23.41 (8)	13.68 (5)	24.88 (5)	8.86 (3)	19.51 (8)	3.75 (0)	15.56 (2)	5.61 (4)	21.85 (8)	23.43 (4)
5	BRANTLEY, THOMAS	239.81	101	1	2	3	28.28 (6)	3.16 (0)	20.03 (5)	12.58 (7)	20.15 (16)	13.02 (9)	20.94 (1)	16.32 (15)	23.32 (14)	19.16 (13)	34.55 (11)	28.30 (4)



2009 IL State Championship June 14, 2009

All Shooters


	Match Score	--Penalties--				Stage 1	Stage 2	Stage 3	Stage 4	Stage 5	Stage 6	Stage 7	Stage 8	Stage 9	Stage 10	Stage 11	Stage 12	
		PD	NT	PE	FN													
ESP - Sharpshooter																		
1	GALLAHUE, BILL	193.25	23	0	1	0	20.27 (3)	4.22 (1)	16.77 (6)	8.95 (1)	20.64 (2)	9.73 (0)	24.81 (2)	4.73 (1)	18.91 (1)	5.56 (0)	33.98 (5)	24.68 (1)
2	BARKSTROM, BILL	202.79	43	1	1	0	28.07 (5)	6.72 (0)	21.11 (4)	9.10 (1)	24.28 (10)	11.34 (5)	19.85 (7)	3.84 (0)	17.73 (1)	7.51 (7)	25.59 (2)	27.65 (1)
3	ROE, TD	202.92	58	0	1	0	31.02 (17)	3.88 (1)	21.40 (5)	13.09 (6)	18.11 (3)	9.79 (3)	23.62 (11)	4.85 (1)	19.05 (3)	4.26 (0)	25.09 (5)	28.76 (3)
4	DOYLE, BRANDON	217.44	59	0	1	0	26.43 (11)	3.86 (1)	19.50 (0)	14.72 (8)	21.54 (9)	11.77 (7)	21.27 (1)	5.65 (1)	32.50 (7)	6.26 (3)	25.33 (4)	28.61 (7)
5	KISSLING, JOSH	227.00	57	0	2	0	27.43 (10)	3.41 (0)	19.71 (2)	18.55 (7)	24.59 (9)	11.59 (2)	24.31 (5)	4.55 (1)	20.40 (3)	6.72 (3)	33.29 (9)	32.45 (6)
6	DUCKWORTH, JEFF	232.58	48	0	1	0	28.99 (13)	8.56 (8)	24.32 (1)	16.45 (6)	17.78 (3)	11.42 (6)	23.64 (0)	5.74 (1)	23.01 (3)	8.43 (2)	35.12 (4)	29.12 (1)
7	HALL, LARRY	233.97	46	1	0	0	25.47 (2)	4.70 (2)	23.60 (5)	10.32 (3)	22.93 (4)	13.02 (6)	22.67 (4)	4.39 (0)	24.00 (2)	5.63 (1)	40.30 (7)	36.94 (10)
8	HOBSON, STEPH	238.29	55	0	2	0	27.69 (6)	4.37 (2)	20.71 (1)	12.09 (3)	22.07 (10)	10.87 (4)	22.27 (3)	4.51 (0)	31.66 (7)	6.34 (3)	28.86 (6)	46.85 (10)
9	PROSSER, JOE	246.40	70	2	1	1	45.33 (28)	3.95 (0)	23.22 (1)	11.76 (5)	27.50 (5)	10.84 (2)	23.47 (6)	6.70 (6)	21.50 (8)	5.44 (2)	36.79 (6)	29.90 (1)
10	DOETSCH, EUGENE	254.15	45	1	0	0	27.36 (3)	6.10 (3)	24.34 (5)	13.10 (2)	19.73 (5)	11.53 (4)	27.72 (5)	3.80 (0)	25.22 (9)	5.55 (2)	52.30 (2)	37.40 (5)
11	TIBBALS, DAVID	260.95	106	0	2	1	27.20 (6)	4.64 (2)	22.52 (3)	13.07 (2)	22.20 (16)	16.84 (16)	34.19 (5)	4.95 (2)	24.84 (14)	7.62 (7)	47.00 (20)	35.88 (13)
12	WOOLEVER, MITCHELL	299.23	102	0	1	5	37.89 (17)	5.48 (3)	40.45 (19)	13.88 (5)	30.13 (15)	11.39 (4)	32.16 (6)	5.13 (0)	24.97 (8)	16.06 (11)	39.80 (8)	41.89 (6)
ESP - Marksman																		
1	PARK, WESLEY	209.95	53	0	1	0	27.05 (16)	4.05 (0)	21.03 (4)	10.33 (5)	22.32 (5)	9.99 (0)	19.59 (0)	6.37 (5)	24.63 (1)	7.84 (7)	26.90 (2)	29.85 (8)
2	HILL, ROXANNE	264.82	77	0	1	0	35.65 (11)	5.26 (2)	23.19 (4)	13.87 (7)	27.11 (11)	15.41 (6)	24.65 (3)	5.72 (1)	29.68 (9)	7.26 (5)	39.67 (9)	37.35 (9)
3	FISHER, DOUG	269.15	72	0	3	1	6.28 (4)	29.75 (8)	27.15 (7)	15.81 (9)	26.72 (10)	15.58 (1)	24.49 (3)	7.90 (0)	32.48 (9)	12.82 (7)	34.00 (12)	36.17 (2)
4	NUCCIO SR., MIKE	277.01	41	0	1	0	31.19 (4)	5.88 (1)	25.62 (6)	13.17 (4)	25.86 (3)	13.82 (3)	33.35 (5)	5.79 (1)	29.09 (5)	6.64 (3)	47.75 (1)	38.85 (5)
5	CHIVERS, MICHAEL	278.37	71	2	0	2	32.36 (9)	7.14 (6)	24.10 (5)	14.60 (4)	46.82 (26)	11.20 (0)	28.55 (4)	5.33 (1)	26.67 (2)	7.86 (5)	37.38 (3)	36.36 (6)
6	BARD, RON	279.93	68	1	1	1	5.53 (1)	42.88 (16)	23.09 (4)	10.52 (0)	30.27 (11)	11.38 (2)	28.21 (5)	6.32 (0)	32.06 (10)	6.58 (4)	44.22 (10)	38.87 (5)
SSP - Stock Service Pistol																		
SSP - Master																		
DC	PARMENTER, AARON	175.65	60	0	1	0	21.35 (11)	6.24 (6)	15.92 (4)	10.10 (4)	20.02 (13)	10.81 (2)	19.80 (3)	4.36 (0)	17.89 (5)	4.52 (1)	22.72 (7)	21.92(4)



2009 IL State Championship June 14, 2009

All Shooters

	Match Score	--Penalties--					Stage 1	Stage 2	Stage 3	Stage 4	Stage 5	Stage 6	Stage 7	Stage 8	Stage 9	Stage 10	Stage 11	Stage 12
		PD	NT	PE	FN													
SSP - Expert																		
1	LORE, ROB	178.41	53	0	1	1	22.02 (12)	3.38 (1)	16.92 (3)	10.77 (9)	13.40 (3)	8.28 (2)	20.22 (4)	3.76 (0)	16.05 (3)	11.72 (7)	27.46 (5)	24.43 (4)
2	VIEUX, MARC	187.70	74	0	2	0	4.84 (2)	23.14 (11)	20.58 (4)	9.89 (7)	19.14 (8)	10.23 (4)	15.22 (4)	3.36 (0)	22.18 (12)	5.14 (2)	24.76 (2)	29.22 (18)
3	EDDINGTON, RICH	195.91	40	0	0	0	25.34 (2)	3.29 (0)	20.37 (5)	9.53 (4)	17.58 (1)	9.45 (0)	19.61 (5)	4.99 (1)	22.88 (5)	8.05 (8)	23.61 (3)	31.21 (6)
4	DENGLER, CODY	196.71	56	0	0	0	25.09 (9)	3.95 (1)	24.02 (4)	8.36 (2)	24.81 (10)	10.47 (5)	20.65 (6)	4.24 (1)	17.13 (4)	6.97 (7)	22.31 (4)	28.71 (3)
5	BRUINING, BOB	201.98	64	0	0	0	24.96 (13)	4.11 (1)	22.42 (7)	10.78 (2)	25.62 (9)	11.08 (4)	19.52 (6)	4.37 (1)	20.80 (5)	5.89 (4)	22.10 (4)	30.33 (8)
6	OLSON, CARL	207.61	45	1	0	0	31.91 (2)	7.05 (6)	19.40 (4)	9.50 (3)	19.18 (3)	7.99 (0)	18.00 (2)	3.71 (0)	25.35 (15)	6.05 (3)	29.12 (7)	30.35 (0)
7	ABBOTT, JOHN	234.20	56	0	0	0	29.23 (6)	4.29 (1)	21.15 (1)	14.17 (14)	24.53 (4)	12.87 (6)	22.28 (4)	5.09 (1)	19.10 (3)	8.03 (1)	33.53 (12)	39.93 (3)
8	WOOLEVER, CLIFF	244.12	38	1	2	0	31.06 (7)	4.35 (1)	26.15 (8)	10.12 (3)	25.99 (2)	9.44 (1)	23.88 (1)	4.72 (0)	28.21 (7)	6.15 (3)	44.83 (4)	29.22 (1)
SSP - Sharpshooter																		
1	KONKLE, MIKE	181.87	60	1	1	0	24.26 (12)	3.99 (0)	17.80 (5)	7.29(4)	25.09 (11)	9.82 (4)	18.70 (4)	3.93 (0)	13.89(3)	5.39 (3)	28.89 (9)	22.82 (5)
2	BAGGA, HANEESH	201.16	59	0	0	1	34.18 (14)	4.31 (0)	16.66 (6)	10.66 (8)	18.45 (2)	11.87 (7)	23.32 (10)	5.42 (2)	20.67 (3)	7.37 (6)	25.25 (1)	23.00 (0)
3	GOEDE, MARK	212.67	47	2	1	1	36.11 (11)	5.56 (3)	21.09 (3)	11.04 (3)	23.78 (6)	9.22 (4)	21.20 (2)	3.64 (0)	17.41 (2)	6.78 (6)	33.41 (3)	23.43 (4)
4	OSTENSEN, CARL	225.57	53	0	0	1	31.75 (10)	4.05 (1)	20.57 (0)	15.90 (9)	22.94 (9)	10.15 (2)	23.50 (5)	4.61 (0)	25.29 (3)	8.02 (5)	28.06 (5)	30.73 (4)
5	KHOMKALOV, SERGEY	226.82	44	0	1	0	22.53 (0)	3.72 (0)	19.91 (3)	11.93 (1)	18.67 (5)	10.98 (5)	20.69 (1)	4.56 (1)	23.88 (3)	6.03 (0)	47.81 (10)	36.11 (15)
6	KOSANOVIC, MILAN	229.80	62	1	1	0	27.16 (8)	4.75 (2)	29.47 (8)	12.97 (1)	22.41 (11)	11.82 (5)	23.22 (10)	4.54 (1)	26.76 (4)	5.72 (2)	29.99 (8)	30.99 (2)
7	CHAFFEE, RICK	235.13	51	0	2	0	34.68 (8)	4.96 (2)	21.97 (1)	12.69 (4)	20.26 (3)	12.21 (7)	25.95 (6)	4.61 (1)	24.70 (2)	5.49 (0)	35.06 (14)	32.55 (3)
8	BUCKLEY, JOHN	241.43	77	0	2	0	30.50 (22)	4.12 (1)	26.25 (7)	13.89 (11)	22.10 (11)	10.81 (4)	27.31 (4)	8.24 (1)	25.00 (8)	5.61 (1)	31.36 (0)	36.24 (7)
9	DANDREAMATTEO, TONI	241.80	50	0	4	0	38.57 (9)	4.14 (1)	28.04 (6)	9.82 (1)	18.96 (2)	15.03 (12)	21.53 (4)	7.18 (0)	24.11 (3)	6.70 (5)	35.02 (1)	32.70 (6)
10	BUENAVENTURA, PABLITO	244.12	43	1	0	0	31.49 (13)	4.24 (0)	20.29 (2)	10.40 (1)	28.64 (15)	10.68 (1)	25.96 (0)	5.37 (1)	29.85 (3)	6.95 (3)	39.43 (3)	30.82 (1)
11	TALLUTO, MARC	249.61	49	1	1	0	28.32 (5)	5.29 (0)	22.94 (0)	10.35 (1)	25.74 (4)	15.45 (7)	19.65 (3)	6.29 (1)	29.26 (7)	8.12 (2)	33.93 (1)	44.27 (18)
12	BUMP, JEFF	252.56	48	0	0	0	31.60 (7)	4.53 (0)	23.60 (0)	14.72 (9)	23.98 (6)	13.55 (6)	29.25 (3)	6.37 (2)	30.16 (6)	7.65 (4)	32.49 (2)	34.66 (3)
13	TALLUTO, JOE	255.23	51	0	0	0	29.55 (3)	4.31 (0)	27.19 (7)	11.59 (2)	25.60 (5)	12.09 (4)	29.31 (7)	5.38 (0)	28.89 (3)	7.71 (2)	32.38 (3)	41.23 (15)
14	LIMBO, JAY JAY	258.22	100	2	0	0	40.14 (10)	4.61 (1)	22.41 (7)	11.24 (8)	32.81 (16)	10.39 (3)	24.21 (4)	4.52 (1)	24.73 (5)	6.35 (4)	32.16 (6)	44.65 (35)
15	MOZALEWSKI, RON	258.61	76	0	1	0	27.93 (5)	3.57 (0)	27.28 (10)	13.17 (8)	28.08 (11)	14.06 (8)	24.51 (3)	5.98 (3)	37.24 (11)	5.86 (2)	37.81 (6)	33.12 (9)
16	JOHNSON, PAUL	267.28	86	1	1	1	39.80 (19)	4.14 (1)	23.36 (3)	14.05 (8)	35.38 (20)	11.30 (5)	24.62 (7)	4.37 (0)	28.04 (4)	5.67 (1)	43.61 (15)	32.94 (3)
17	RIVERS, CHRISTINE	272.27	106	0	3	1	34.51 (22)	9.33 (11)	22.35 (5)	11.99 (3)	23.80 (11)	20.34 (7)	26.71 (6)	7.58 (3)	34.67 (15)	15.55 (11)	30.07 (10)	35.37 (2)
18	BORN, TIM	272.43	69	1	1	2	28.11 (14)	4.78 (1)	24.68 (3)	14.09 (4)	39.61 (16)	12.36 (3)	38.86 (8)	5.27 (0)	28.70 (4)	10.25 (3)	31.20 (4)	34.52 (9)
19	BLASKEY, DAVE	292.76	78	0	0	1	28.88 (7)	5.66 (1)	24.01 (2)	15.25 (7)	28.44 (9)	15.42 (8)	37.39 (12)	6.81 (1)	35.76 (10)	7.76 (5)	44.00 (8)	43.38 (8)
20	WISCH, JOHN	346.56	121	2	3	2	34.99 (18)	6.07 (3)	38.36 (14)	13.26 (4)	35.52 (21)	10.62 (3)	25.74 (6)	5.35 (1)	45.17 (16)	50.17 (16)	42.06 (10)	39.25 (9)



2009 IL State Championship June 14, 2009

All Shooters

	Match Score	--Penalties--				Stage 1	Stage 2	Stage 3	Stage 4	Stage 5	Stage 6	Stage 7	Stage 8	Stage 9	Stage 10	Stage 11	Stage 12	
		PD	NT	PE	FN													
SSP - Marksman																		
1	HART, DON	226.50	48	1	2	0	29.00 (7)	3.71 (0)	20.35 (3)	13.00 (3)	20.54 (6)	11.42 (2)	26.38 (6)	5.08 (1)	24.78 (10)	6.16 (2)	36.58 (4)	29.50 (4)
2	MUELLER, THAD	268.63	87	2	0	1	43.12 (30)	5.02 (3)	22.97 (9)	14.15 (4)	27.74 (4)	10.20 (0)	29.43 (7)	4.76 (0)	26.89 (7)	6.81 (4)	47.42 (9)	30.12 (10)
3	TIETHOFF, TINA	275.50	92	1	1	3	30.31 (10)	3.84 (0)	19.59 (1)	19.55 (10)	34.13 (17)	14.72 (8)	20.77 (4)	4.37 (1)	35.04 (5)	6.75 (6)	53.43 (28)	33.00 (2)
4	ABBOTT, STEVEN	286.76	87	0	0	0	33.60 (18)	5.02 (1)	28.53 (6)	18.57 (16)	28.16 (10)	13.94 (4)	27.02 (5)	4.56 (0)	35.36 (7)	6.85 (2)	44.98 (12)	40.17 (6)
5	GOEDE, JOSH	295.42	128	2	6	0	38.55 (13)	4.47 (0)	29.21 (4)	17.85 (10)	29.20 (13)	16.69 (16)	32.77 (10)	4.64 (0)	31.89 (14)	6.89 (4)	38.40 (13)	44.86 (31)
6	SUNAVINVIVAT, SUPRAS M	340.53	74	2	2	1	56.77 (27)	4.58 (0)	35.48 (2)	15.35 (2)	45.21 (21)	14.15 (5)	32.02 (3)	7.17 (0)	42.79 (3)	8.85 (4)	41.16 (2)	37.00 (5)

ESR - Enhanced Service Revolver ESR - Sharpshooter

DC	PROIETTI, PHILLIP	239.90	69	0	0	1	29.24 (12)	4.22 (1)	22.99 (4)	13.43 (6)	27.18 (13)	10.58 (2)	23.58 (3)	3.60 (0)	21.52 (3)	6.12 (5)	37.29 (14)	40.15 (6)
1	ACERBONI, GIORGIO	277.43	37	2	1	0	33.11 (8)	4.65 (2)	29.06 (1)	16.64 (4)	33.48 (4)	11.91 (3)	30.65 (1)	4.32 (0)	27.88 (3)	5.45 (1)	40.95 (7)	39.33 (3)
2	STEVENS, PERRY	304.25	89	0	1	0	44.09 (17)	4.54 (2)	25.21 (5)	21.07 (16)	28.02 (5)	14.81 (10)	31.64 (6)	5.53 (1)	45.66 (3)	10.00 (9)	35.44 (8)	38.24 (7)
3	BROWN, JAMES	348.00	77	2	1	1	47.13 (12)	7.36 (5)	28.03 (5)	14.39 (4)	36.50 (11)	15.48 (9)	35.91 (3)	4.71 (2)	36.72 (9)	6.07 (0)	68.48 (3)	47.22 (14)

ESR - Marksman

1	BURZYCK, TOM	345.67	106	0	1	6	60.79 (20)	6.35 (4)	26.31 (7)	15.21 (2)	38.82 (16)	10.01 (2)	26.52 (4)	4.14 (0)	32.22 (5)	5.42 (2)	79.30 (33)	40.58 (11)
2	GAUSS, NANCY	513.24	168	7	3	4	48.00 (19)	22.06 (20)	43.57 (3)	21.17 (4)	78.63 (41)	17.17 (6)	50.42 (10)	5.99 (0)	62.65 (20)	8.46 (3)	97.26 (32)	57.86 (10)

SSR - Stock Service Revolver SSR - Expert


1	SKOCILICH, JEFF	247.17	33	0	2	0	30.03 (2)	5.86 (5)	22.18 (2)	10.45 (2)	30.53 (5)	9.62 (3)	23.64 (1)	4.35 (1)	31.19 (7)	6.14 (0)	41.02 (3)	32.16 (2)
---	-----------------	---------------	----	---	---	---	-----------	----------	-----------	-----------	-----------	----------	-----------	----------	-----------	----------	-----------	-----------

SSR - Sharpshooter

1	DILLEY, CRAIG	242.48	39	1	0	0	4.09 (0)	27.03 (6)	28.90 (2)	11.35 (1)	32.49 (4)	9.33 (2)	25.05 (3)	4.05 (1)	25.62 (4)	5.84 (1)	33.07 (5)	35.66 (10)
2	KING, STEVEN	280.78	60	1	0	0	32.92 (16)	5.08 (2)	24.52 (3)	14.40 (9)	36.56 (10)	10.85 (5)	33.87 (2)	4.92 (1)	30.36 (7)	5.11 (2)	41.88 (2)	40.31 (1)

SSR - Marksman

DC	BRIGGS, BOB	234.88	17	1	0	0	25.60 (2)	3.70 (0)	28.01 (1)	8.09 (2)	30.96 (5)	7.97 (0)	22.93 (0)	4.09 (0)	23.42 (1)	5.45 (2)	30.78 (3)	43.88 (1)
1	DANNA, FRANCO	289.60	73	0	0	1	33.40 (10)	3.94 (1)	35.87 (13)	13.82 (7)	29.43 (9)	12.12 (5)	30.58 (3)	5.21 (1)	29.48 (11)	7.41 (2)	46.08 (8)	42.26 (3)



2009 IL State Championship June 14, 2009

All Shooters

Match Score	--Penalties--				Stage 1	Stage 2	Stage 3	Stage 4	Stage 5	Stage 6	Stage 7	Stage 8	Stage 9	Stage 10	Stage 11	Stage 12
	PD	NT	PE	FN												

Key to Penalties:

PD = Target Points Down. Each point down adds 1/2 second to your score.

NT = Hit on Non Threat target. Each HNT adds 5 seconds to your score.

PE = Procedural Error. Each adds 3 seconds to your score.

FN = Failure to Neutralize (no hits in the 0 or -1 zone) Each adds 5 seconds to your score.