

BRCV 2009 Frozen Penguin January 9-10, 2009

All Shooters



CDP Champion: Michael Alexander CDP - Expert 95.67 (2)
 ESP Champion: Danial A. Burwell II ESP - Master 87.91 (9)
 SSP Champion: James Meyers SSP - Master 82.57 (1)
 ESR Champion: Casey Dudeck ESR - Expert 133.88 (21)
 SSR Champion: Josh Lentz SSR - Master 101.11 (10)

High Senior: Scott Shalter CDP - Master 101.05 (9)
 High Lady: Toni Dragotta SSP - Expert 135.98 (12)
 High Law Enforcement: James Meyers SSP - Master 82.57 (1)
 High Industry: Danial A. Burwell II ESP - Master 87.91 (9)
 High Military: William Glausier CDP - Expert 121.59 (32)
 High Military Veteran: Robert Lewis CDP - Expert 113.55 (14)
 High Distinguished Senior: Peter Hoffman SSP - Master 118.61 (4)
 Most Accurate: James Meyers SSP - Master 82.57 (1)

Match --- Penalties ---

Score PD NT PE FN FTDR Stage 1 Stage 2 Stage 3 Stage 4 Stage 5 Stage 6 Stage 7 Stage 8 Stage 9 Stage 10 Stage 11 Stage 12 Stage 13 Stage 14


CDP - Custom Defensive Pistol

CDP - Master

1	Shalter, Scott	101.05	9	0	0	0	0	3.24	2	9.51	0	3.75	0	5.60	0	14.17	5	3.19	0	10.66	0	27.12	1	3.61	0	1.85	0	13.80	0	4.55	1	0	0
2	Lahey, Michael	133.76	32	0	0	0	0	3.57	2	14.92	8	4.33	2	7.52	1	20.18	2	3.41	0	17.93	3	22.80	2	3.74	0	3.21	3	25.31	7	6.84	2	0	0

CDP - Expert

1	Alexander, Michael	95.67	2	0	1	0	0	2.88	0	11.74	0	3.41	0	7.80	0	10.98	2	3.53	0	9.63	0	20.15	0	4.07	0	2.39	0	13.23	0	5.86	0	0	0
2	Lewis, Robert	113.55	14	0	0	0	0	2.96	0	12.27	1	4.36	0	8.61	1	15.01	4	4.08	0	14.86	0	19.06	2	4.44	1	3.28	1	17.91	4	6.71	0	0	0
3	Glausier, William	121.59	32	0	1	0	0	3.84	2	23.84	18	4.56	2	6.85	0	10.99	0	3.86	0	13.62	0	21.29	3	5.75	3	3.71	2	17.51	1	5.77	1	0	0
4	Thomas, Greg	127.16	29	0	0	1	0	4.17	2	14.53	6	4.23	0	6.70	0	20.15	6	3.29	0	18.60	0	19.90	2	6.48	2	3.13	1	14.81	0	11.17	10	0	0
5	Ensley, Russell	128.63	37	0	0	0	0	3.28	1	15.09	8	4.54	1	7.66	0	17.13	3	10.94	15	15.60	0	21.78	1	5.26	1	2.55	1	17.31	1	7.49	5	0	0
6	Dwyer, Bob	134.13	9	0	0	0	0	3.70	0	13.31	3	4.63	1	7.57	0	13.11	1	4.39	0	22.94	0	26.85	1	5.75	0	3.85	0	17.92	0	10.11	3	0	0
7	Marinakos, Constantine	149.99	11	1	1	1	0	5.48	0	15.27	0	4.79	0	10.13	0	25.13	4	3.31	0	23.42	1	23.98	6	4.98	0	2.61	0	23.06	0	7.83	0	0	0
8	Bradley, Leland	156.61	31	0	1	0	0	3.43	0	22.23	5	5.43	2	8.16	0	13.47	1	3.93	0	22.53	20	23.23	2	5.19	0	2.87	0	40.19	0	5.95	1	0	0



BRCV 2009 Frozen Penguin January 9-10, 2009

All Shooters



Match --- Penalties ---
Score PD NT PE FN FTDR Stage 1 Stage 2 Stage 3 Stage 4 Stage 5 Stage 6 Stage 7 Stage 8 Stage 9 Stage 10 Stage 11 Stage 12 Stage 13 Stage 14

CDP - Sharpshooter

1	Gottlieb, Michael	115.45	25	0	1	0	0	4.38	1	11.22	0	4.16	0	6.99	0	13.29	1	5.79	0	18.91	20	18.17	2	4.54	0	6.18	1	15.33	0	6.49	0		0		0
2	Driscall, Jim	117.89	29	0	0	0	0	4.88	5	11.98	1	3.72	0	6.72	0	20.00	7	3.48	0	15.09	1	21.51	6	5.83	5	2.01	0	15.91	1	6.76	3		0		0
3	Stoehr, Jonathan W	129.51	18	0	1	0	0	4.31	2	13.66	2	5.20	1	7.79	0	14.14	3	4.45	0	15.64	0	23.09	2	4.58	0	3.79	0	19.98	1	12.88	7		0		0
4	Tait, Frank	135.67	4	0	0	0	0	6.29	0	14.88	0	4.37	0	7.56	0	11.96	1	3.97	0	17.46	0	29.40	0	5.54	1	3.57	1	22.30	1	8.37	0		0		0
5	Burris, Roger	136.57	25	0	0	1	0	2.58	0	14.71	0	4.47	0	8.24	0	12.21	1	4.65	0	24.72	15	26.85	5	5.14	1	2.40	0	20.35	0	10.25	3		0		0
6	Pidge, Carl	138.52	14	0	1	0	0	4.60	1	14.18	0	6.21	1	14.53	5	14.93	4	4.12	0	21.41	1	22.89	0	4.99	0	2.68	0	20.48	0	7.50	2		0		0
7	Schmatz, Arnold	139.19	20	0	0	0	0	5.71	2	17.54	6	4.34	0	8.86	5	15.87	2	5.01	0	18.20	0	24.23	0	6.58	0	3.82	0	19.95	0	9.08	5		0		0
8	Fimiano, Ernie	142.10	30	0	0	2	0	3.42	0	16.41	6	4.26	0	7.22	0	19.74	5	4.40	0	12.58	0	38.55	11	6.53	2	2.53	0	16.80	0	9.66	6		0		0
9	Naples, Patrick	146.28	43	0	0	1	0	3.84	1	19.96	3	4.35	0	7.86	0	18.19	7	8.25	10	16.13	4	24.26	1	5.64	4	5.17	0	25.70	10	6.93	3		0		0
10	DiNunzio, Michael	148.87	27	0	0	2	0	3.85	0	15.82	0	5.01	0	8.41	0	30.21	13	3.05	0	15.54	0	27.04	11	6.24	1	3.40	1	20.38	0	9.92	1		0		0
11	Orsinger, Michael	148.87	18	1	1	0	0	3.13	0	15.97	6	5.67	0	12.93	0	23.26	7	3.97	0	25.19	0	22.01	0	5.89	2	3.10	0	18.83	2	8.92	1		0		0
12	Hoch, Jeff	148.96	28	0	1	1	0	3.96	1	20.45	12	4.19	0	8.00	0	23.44	8	5.99	0	17.72	0	23.85	1	4.47	0	2.56	0	25.56	4	8.77	2		0		0
13	Shuter, John	152.16	40	0	0	0	0	3.82	2	20.40	13	4.33	0	8.15	0	23.65	3	8.54	10	17.63	0	24.97	2	4.50	0	2.69	0	18.97	0	14.51	10		0		0
14	Palagruto, Vince	161.26	31	0	0	0	0	3.28	0	19.47	14	5.08	0	10.06	0	13.82	1	3.87	0	29.86	10	25.11	1	6.33	1	4.61	1	32.21	1	7.56	2		0		0
15	Evler, Allen	161.81	6	0	0	0	0	4.29	0	26.40	2	5.83	0	9.52	0	17.10	1	4.91	0	19.74	0	27.42	0	6.19	1	3.45	0	24.82	0	12.14	2		0		0
16	Jaeger, Mark	168.05	33	0	0	2	0	4.20	1	17.04	2	5.29	1	8.83	0	28.07	5	3.42	0	19.02	1	36.47	11	5.76	1	3.62	0	24.84	1	11.49	10		0		0
17	Cloutier, David	169.20	16	0	0	1	0	3.70	1	19.86	0	4.62	0	8.84	0	26.86	8	5.10	0	20.59	0	37.92	6	5.28	0	3.54	0	24.77	1	8.12	0		0		0

CDP - Marksman

1	Himschoot, Frank	145.21	14	0	2	0	0	3.18	0	16.76	5	4.31	0	10.40	0	21.63	3	5.21	0	20.82	2	25.30	1	5.81	1	1.87	0	22.20	0	7.72	2		0		0
2	Smith, Allen	146.14	19	0	1	0	0	4.22	1	23.68	14	5.15	0	11.43	0	16.86	0	5.27	0	14.82	0	25.84	2	5.72	0	2.87	0	22.63	0	7.65	2		0		0
3	Healy, John	148.24	21	0	2	1	0	3.73	2	20.31	7	4.34	0	10.57	0	19.54	4	3.94	0	19.70	0	26.42	5	4.58	0	2.34	0	25.82	0	6.95	3		0		0
4	Witt, Dean	157.34	12	0	0	0	0	3.15	0	18.54	0	4.62	0	8.70	0	19.09	6	4.78	0	18.65	0	28.51	5	4.94	0	3.21	1	32.87	0	10.28	0		0		0
5	Gallagher, Craig	166.32	23	0	1	0	0	4.20	1	17.76	5	4.99	0	10.23	0	24.72	5	5.00	0	25.31	1	29.41	6	6.42	1	2.58	0	27.09	0	8.61	4		0		0
6	Tiger, Leroy	185.32	12	0	2	0	0	3.98	1	15.29	0	6.56	0	11.67	0	30.18	2	4.49	0	28.46	0	28.31	3	5.90	1	4.26	1	35.96	0	10.26	4		0		0


ESP - Enhanced Service Pistol

ESP - Master

1	Burwell II, Danial A.	87.91	9	0	0	0	0	2.89	1	9.88	2	3.32	0	5.91	0	8.90	0	2.86	1	12.36	0	12.72	0	6.48	5	2.28	0	15.99	0	4.32	0		0		0
2	Keefe, Michael	104.28	8	0	1	0	0	2.84	1	11.93	0	3.77	0	6.26	0	17.61	3	2.91	0	11.07	1	18.02	1	4.28	0	2.27	0	17.59	0	5.73	2		0		0

ESP - Expert

1	Plum Jr, John D.	99.00	4	0	0	0	0	4.83	1	10.87	0	3.31	0	5.96	0	11.84	2	2.22	0	12.50	0	15.68	0	3.84	0	2.44	1	14.78	0	10.73	0		0		0
2	Wolfe, Stephen	136.66	11	0	0	0	0	3.27	1	14.51	0	4.41	1	8.26	0	17.43	2	4.27	0	21.94	0	29.53	6	4.77	1	2.48	0	18.60	0	7.19	0		0		0
3	Pescatore Jr., Raymond	146.18	37	1	1	0	0	7.86	8	16.44	10	5.18	0	7.37	0	19.45	2	3.84	0	21.28	0	27.84	9	6.27	3	3.07	1	18.93	0	8.65	4		0		0



BRCV 2009 Frozen Penguin January 9-10, 2009

All Shooters



Match --- Penalties ---
Score PD NT PE FN FTDR Stage 1 Stage 2 Stage 3 Stage 4 Stage 5 Stage 6 Stage 7 Stage 8 Stage 9 Stage 10 Stage 11 Stage 12 Stage 13 Stage 14


ESP - Sharpshooter

1	Cronin, Patrick	111.90	20	0	0	0	0	3.29	1	14.78	9	3.84	1	5.65	1	11.66	2	2.35	0	15.34	0	15.61	3	3.75	0	2.70	0	21.12	1	11.81	2		0		0
2	Voychuk, Ed	112.09	10	0	1	0	0	2.81	0	13.63	4	4.21	1	10.37	1	12.90	1	3.96	0	13.14	1	18.38	0	4.77	1	2.11	0	16.69	1	9.12	0		0		0
3	Bingaman, Garth	119.68	34	0	0	0	0	3.60	1	15.47	9	4.21	1	9.01	0	18.06	6	3.59	0	16.07	0	13.86	5	4.84	2	2.20	1	20.72	2	8.05	7		0		0
4	McDonald, Douglas	123.47	20	0	1	0	0	3.85	2	15.76	2	3.92	0	7.13	0	20.04	5	3.76	0	15.21	0	18.52	3	6.26	4	2.46	0	19.48	3	7.08	1		0		0
5	Stuart, Christopher (A.J.)	129.15	13	0	1	2	0	4.05	1	12.76	0	4.01	0	9.13	0	25.33	7	4.91	0	16.79	0	18.05	1	4.70	1	2.80	0	17.60	0	9.02	3		0		0
6	Rusnak, Randy	130.52	15	0	1	0	0	3.82	1	13.49	1	4.59	0	8.14	0	13.96	0	4.08	0	21.66	0	23.56	6	6.20	3	3.52	0	16.59	0	10.91	4		0		0
7	Bowser, Cindy	137.19	21	0	1	0	0	7.98	11	12.17	3	3.91	0	6.04	0	13.80	1	3.71	0	17.74	1	19.26	3	3.93	0	4.88	0	30.19	2	13.58	0		0		0
8	Lesko, Jeff	140.85	29	0	0	1	0	3.93	2	14.55	5	4.55	0	7.18	0	16.75	7	3.46	0	19.54	0	27.71	10	4.32	0	2.71	0	22.99	0	13.16	5		0		0
9	Zekoski, Bob	141.42	17	1	2	0	0	5.20	0	20.65	6	4.37	0	7.78	0	16.63	6	3.58	0	19.61	3	27.61	2	4.22	0	2.64	0	21.56	0	7.57	0		0		0
10	Glover, Frank	142.05	12	0	0	0	0	5.63	2	14.39	1	4.99	0	9.25	0	20.10	7	5.59	0	20.62	0	20.30	1	4.84	0	3.18	0	23.72	1	9.44	0		0		0
11	Acker Jr., Martin L.	158.59	18	0	0	1	0	4.12	1	16.18	2	5.59	0	8.25	0	20.73	6	4.31	0	20.44	0	33.20	6	6.64	1	3.58	0	23.91	1	11.64	1		0		0
12	Love, Steve	164.23	28	0	0	2	0	4.31	1	14.32	2	4.52	0	17.10	0	27.11	9	4.34	0	17.48	1	27.24	13	5.20	1	2.80	0	30.51	0	9.30	1		0		0
13	Koebensky, Dave M	165.71	37	0	0	0	0	5.72	3	14.63	0	6.21	0	12.16	1	18.34	5	8.68	0	18.99	10	25.54	11	9.09	4	3.88	0	28.06	0	14.41	3		0		0

ESP - Marksman

1	Ortbach, Ken	104.68	11	0	0	0	0	3.07	1	14.26	7	3.91	0	8.26	0	14.02	2	2.95	0	15.51	1	13.32	0	4.24	0	2.27	0	16.25	0	6.62	0		0		0
2	Shuey, Christopher	144.28	17	0	0	0	0	3.89	0	13.42	1	8.05	5	16.60	0	21.31	2	3.54	0	17.97	3	21.86	0	5.93	1	4.65	1	18.24	1	8.82	3		0		0
3	Kipple, Daryl	145.89	33	0	1	0	0	6.49	7	23.05	9	5.75	1	7.54	0	14.54	2	3.93	0	23.97	2	23.74	3	6.19	3	3.05	1	20.21	1	7.43	4		0		0
4	Raike, Robert	147.50	29	0	2	1	0	3.19	0	17.09	2	5.29	0	11.29	0	17.01	3	4.54	0	21.92	1	27.20	17	5.29	0	5.40	5	21.66	0	7.62	1		0		0
5	Kappel, Bob	147.64	36	0	1	1	0	2.85	0	14.89	2	3.97	0	8.03	0	35.20	8	3.15	0	24.32	19	21.18	6	5.12	1	2.38	0	20.09	0	6.46	0		0		0
6	Hall II, Frederick B.	151.95	46	1	0	0	0	4.24	2	19.33	4	4.94	0	8.92	0	17.19	3	4.73	0	22.10	20	28.15	12	5.35	1	4.16	1	26.36	1	6.48	2		0		0
7	Richards, Tom	154.04	20	0	0	1	0	4.50	2	15.86	4	5.04	1	8.82	0	22.89	7	4.60	0	20.62	0	25.14	1	7.09	3	3.67	0	23.14	0	12.67	2		0		0
8	Pierson, Bill	157.94	34	0	0	1	0	4.05	1	16.30	1	5.59	1	8.94	0	15.56	3	4.13	0	17.65	0	19.87	1	5.01	0	3.75	0	33.09	2	24.00	25		0		0
9	Deecke, Henry	164.87	19	0	0	1	0	4.38	1	12.93	0	15.33	0	9.29	0	24.34	9	6.40	5	23.72	0	21.34	0	5.40	0	2.68	0	29.15	1	9.91	3		0		0
10	Burns, Mike	167.45	10	0	1	0	0	4.01	0	17.90	0	6.09	0	12.18	0	19.44	1	7.36	5	22.14	0	23.97	2	7.35	1	3.01	1	30.16	0	13.84	0		0		0
11	Fox, Rich	175.30	24	0	0	1	0	4.74	1	23.13	11	6.34	0	9.73	0	28.39	9	5.77	0	26.70	0	22.51	0	7.64	2	3.25	0	28.86	0	8.24	1		0		0
12	Murphy, Melissa	185.48	29	0	0	0	0	3.24	0	22.35	11	7.49	3	8.98	0	23.58	3	7.17	0	34.97	3	28.79	2	6.15	2	5.72	0	29.07	1	7.97	4		0		0
13	Hall, R J	186.61	25	1	0	1	0	7.26	0	32.58	5	6.01	0	9.64	0	27.81	4	14.56	10	21.54	2	24.84	1	5.73	0	3.31	0	22.85	0	10.48	3		0		0
14	Leidy, Randy	212.02	50	0	2	1	0	10.22	1	21.89	1	5.32	0	12.94	0	19.36	7	4.72	0	37.04	15	39.54	11	8.52	0	5.79	1	33.80	10	12.88	4		0		0
15	Dellea-Giltner, Pam	214.46	43	0	0	0	0	5.65	2	31.04	15	7.79	2	12.58	1	26.51	5	9.34	0	31.28	1	37.14	8	8.78	5	3.92	0	26.26	2	14.17	2		0		0
16	Richards, Kitty	301.37	57	2	0	1	0	9.32	4	23.59	5	7.59	0	14.25	0	43.30	6	12.92	10	55.74	5	48.19	4	8.00	2	6.15	0	50.10	1	22.22	20		0		0
	Giltner, Mathew	DNF							0		0		0							21.41	1	26.50	4	5.73	1	1.86	0	29.40	2	17.10	0		0		0

SSP - Stock Service Pistol



BRCV 2009 Frozen Penguin January 9-10, 2009

All Shooters




Match --- Penalties ---
Score PD NT PE FN FTDR Stage 1 Stage 2 Stage 3 Stage 4 Stage 5 Stage 6 Stage 7 Stage 8 Stage 9 Stage 10 Stage 11 Stage 12 Stage 13 Stage 14

SSP - Master

1 Meyers, James	82.57	1	0	0	0	0	2.81	0	8.92	0	3.20	0	5.26	0	12.26	1	2.05	0	13.78	0	10.86	0	3.60	0	2.14	0	12.36	0	5.33	0		0		0
2 Dahmer, Brian	104.90	7	0	0	0	0	3.19	1	11.14	1	3.98	1	6.94	0	14.38	4	3.14	0	14.94	0	14.13	0	4.20	0	2.58	0	18.27	0	8.01	0		0		0
3 London, Joel	108.79	26	0	0	0	0	5.25	4	10.64	2	3.42	0	7.59	0	12.39	2	2.28	0	15.98	2	16.70	5	3.62	1	2.68	1	19.33	2	8.91	7		0		0
4 Albrecht, Paul	117.81	27	0	0	1	0	3.45	1	16.25	13	3.64	0	5.48	0	16.60	3	4.95	5	16.05	0	16.57	3	3.65	0	1.91	0	23.56	0	5.70	2		0		0
5 Hoffman, Peter	118.61	4	0	0	0	0	3.06	0	13.10	1	4.29	0	7.43	0	16.37	1	3.64	0	16.27	0	22.25	2	5.02	0	2.59	0	18.57	0	6.02	0		0		0
6 Murphy, Corey	134.02	35	1	0	0	0	4.09	3	9.64	2	4.11	0	6.28	0	16.78	2	12.68	20	13.13	0	32.02	4	4.73	2	2.46	1	20.07	0	8.03	1		0		0
Sherman, Steven	DQ																																	

SSP - Expert

1 Bastian, Perry	98.42	16	0	0	0	0	4.76	4	14.05	3	3.71	0	7.10	1	10.25	1	2.59	0	12.54	0	13.87	3	4.34	2	2.09	0	17.15	1	5.97	1		0		0
2 Grilletto, Victor	108.53	19	0	0	0	0	2.56	0	10.57	1	4.14	1	6.12	0	14.13	6	2.90	0	16.89	2	20.82	6	4.55	1	2.59	0	18.08	1	5.18	1		0		0
3 Veneski, Dan	109.94	22	0	1	0	0	3.21	1	17.14	12	4.19	0	11.11	0	11.39	2	3.44	0	14.16	1	14.73	1	4.90	2	2.58	1	14.95	0	8.14	2		0		0
4 Greg, Jerry	111.14	19	0	0	0	0	2.41	0	14.81	9	3.61	0	7.97	0	13.08	5	3.34	0	15.08	0	18.89	2	5.11	2	2.61	0	17.20	0	7.03	1		0		0
5 Smith Jr, Scott	111.99	4	0	0	0	0	3.01	0	13.89	0	3.36	0	6.32	1	14.14	1	4.82	0	15.77	1	17.21	0	4.52	1	2.04	0	19.16	0	7.75	0		0		0
6 McNaughton, Phil	119.20	26	0	0	1	0	5.01	5	11.85	0	4.69	1	6.88	0	19.45	8	3.75	0	15.11	0	20.21	9	4.37	0	2.80	1	18.72	1	6.36	1		0		0
7 Nam, Edwin	122.95	23	0	0	1	0	4.13	0	13.66	5	4.36	0	6.94	0	17.91	1	6.18	5	13.18	1	16.68	0	3.61	0	2.70	0	26.65	10	6.95	1		0		0
8 Roberts, Joe	126.14	21	0	0	0	0	4.53	4	14.76	6	3.77	0	8.13	0	12.91	1	3.54	0	18.98	0	22.52	3	5.57	2	2.76	1	19.91	0	8.76	4		0		0
9 Phillips, Bill	131.68	13	0	0	1	0	4.50	2	16.16	2	4.35	0	7.70	0	20.90	5	2.89	0	14.89	0	19.41	0	5.14	1	3.66	0	24.66	0	7.42	3		0		0
10 Dragotta, Toni	135.98	12	0	0	0	0	17.30	2	15.00	0	4.37	0	7.76	0	15.59	4	3.15	0	16.09	0	21.83	5	4.90	1	3.21	0	20.99	0	5.79	0		0		0
11 Torres-Reyes, Laura	140.78	31	0	1	1	0	6.96	7	13.77	1	4.14	0	6.54	0	18.71	3	4.26	0	19.47	0	27.00	8	6.56	2	2.24	0	20.24	4	10.89	6		0		0
12 Galati, Ron	142.05	43	1	1	1	0	3.83	0	18.23	2	5.29	0	9.81	1	15.22	3	4.30	0	19.95	20	34.38	15	4.44	1	2.60	0	17.81	0	6.19	1		0		0
13 Hipp, Ronald D.	146.03	30	0	0	1	0	2.91	0	12.77	0	3.49	0	8.17	5	15.60	1	5.46	5	23.62	0	32.52	12	6.24	0	3.27	0	23.04	0	8.94	7		0		0
14 Musser, Chuck	147.61	28	0	0	1	0	3.27	0	22.61	16	3.99	0	9.33	0	18.14	5	2.46	0	18.90	0	22.98	5	4.70	0	2.92	0	23.73	0	14.58	2		0		0
15 Sasso Jr, Alfred J	179.01	22	0	2	1	0	4.30	1	15.49	2	4.72	0	9.08	0	36.98	6	4.58	0	22.25	0	30.08	5	6.69	4	2.93	0	32.84	0	9.07	4		0		0



BRCV 2009 Frozen Penguin

January 9-10, 2009

All Shooters



Match Score --- Penalties --- PD NT PE FN FTDR Stage 1 Stage 2 Stage 3 Stage 4 Stage 5 Stage 6 Stage 7 Stage 8 Stage 9 Stage 10 Stage 11 Stage 12 Stage 13 Stage 14

SSP - Sharpshooter

1	Reiche, Tim	116.67	13	0	1	0	0	4.24	3	12.80	1	3.57	0	7.60	0	12.95	1	4.66	0	13.75	0	29.46	4	3.78	0	2.69	1	16.04	2	5.13	1		0		0
2	Jacukowicz, Leonard	119.97	20	0	0	0	0	2.91	0	14.31	2	10.48	0	7.10	1	12.66	1	4.68	0	14.44	1	19.67	5	4.89	1	2.55	0	15.76	3	10.52	6		0		0
3	Miller, Donald F.	120.65	8	0	0	0	0	3.11	0	11.76	0	3.70	0	10.95	0	13.45	1	3.84	0	15.62	1	21.28	1	5.30	1	2.38	0	21.06	1	8.20	3		0		0
4	Devereaux, Gene	125.71	17	0	0	0	0	3.49	2	14.48	5	3.81	0	8.70	0	15.80	3	8.78	5	13.08	0	20.07	1	4.67	1	2.34	0	24.77	0	5.72	0		0		0
5	Noll, Eric	126.24	12	0	1	0	0	5.11	4	14.14	0	4.19	0	8.24	0	16.83	2	5.28	0	18.03	3	23.02	0	5.05	0	5.30	0	16.06	2	4.99	1		0		0
6	Minnich, Greg	129.62	10	1	0	0	0	3.17	0	13.89	1	4.72	0	8.28	0	13.23	1	3.80	0	20.26	0	28.02	4	6.26	3	2.76	0	18.71	0	6.52	1		0		0
7	Roberts, Sean	135.44	34	0	0	0	0	3.74	2	18.48	10	5.06	3	7.07	0	16.26	2	5.62	0	17.80	1	21.61	5	6.81	5	3.08	2	22.75	0	7.16	4		0		0
8	Lahey, Jenn	144.54	41	0	1	2	0	4.96	2	16.90	6	4.56	0	7.38	0	13.01	0	6.21	0	19.95	4	31.21	14	5.41	2	2.88	1	25.91	10	6.16	2		0		0
9	Griffin, Peter	148.11	14	0	0	0	0	3.82	1	17.13	1	4.41	0	7.74	0	15.45	3	5.14	0	25.53	1	25.16	5	7.02	3	3.85	0	23.61	0	9.25	0		0		0
10	Baer, Kevin	148.85	9	0	0	1	0	4.03	0	15.26	1	5.14	0	9.60	0	22.29	4	4.64	0	19.49	0	21.61	1	6.66	0	3.00	0	29.21	0	7.92	3		0		0
11	Kulnis, Bill	149.43	26	0	1	1	0	4.27	2	14.19	1	4.29	0	8.34	0	17.73	3	4.21	0	19.12	0	42.62	15	5.47	0	3.28	0	17.41	0	8.50	5		0		0
12	Torres-Reyes, Jose	153.60	43	1	1	1	0	3.60	1	16.00	5	4.98	0	10.49	1	16.95	8	4.24	0	16.88	0	35.78	16	5.43	1	4.07	0	21.08	7	14.10	4		0		0
13	Vernola, Bill	155.14	18	0	0	2	0	3.96	2	14.54	0	4.04	0	9.10	1	29.84	14	5.55	0	20.89	0	24.92	0	5.51	1	2.54	0	22.80	0	11.45	0		0		0
14	Matchko Jr., Thomas	158.19	25	0	0	1	0	3.09	1	15.70	5	4.77	0	8.46	0	22.32	4	4.91	0	18.32	3	36.54	7	5.78	1	3.27	0	25.71	3	9.32	1		0		0
15	Wrye, Brandon	160.26	41	0	1	0	0	6.83	8	29.12	15	4.85	0	7.10	0	14.66	4	3.50	0	20.44	4	28.72	2	5.32	1	3.58	2	28.23	2	7.91	3		0		0
16	Dillon, Patrick	160.89	12	1	0	0	0	4.13	0	18.53	5	4.74	0	9.09	0	16.76	2	4.79	0	27.10	0	35.57	5	7.03	0	3.01	0	23.19	0	6.95	0		0		0
17	Leright, Donald	162.01	27	0	0	1	0	3.68	1	14.59	0	5.35	0	9.49	0	15.46	2	3.91	0	22.59	0	40.28	18	5.62	2	3.68	0	28.73	0	8.63	4		0		0
18	Wright, John	178.84	22	0	0	0	0	14.59	3	15.34	1	4.69	0	8.42	0	17.26	2	7.12	5	15.89	0	23.98	7	5.26	1	3.01	0	28.73	0	34.55	3		0		0
19	Bingaman, Drew	182.39	43	0	0	1	0	5.07	4	15.77	2	5.14	1	11.24	1	26.16	6	4.89	0	23.86	1	33.16	12	5.45	2	2.51	0	34.23	4	14.91	10		0		0

SSP - Marksman

1	Wildenstein, Dale	152.82	49	0	1	0	0	4.12	2	17.05	9	4.06	1	8.97	0	16.61	5	16.29	25	30.99	0	21.50	6	4.17	1	2.22	0	21.07	0	5.77	0		0		0
2	Lenczewska, Joanna	158.63	54	0	0	1	0	7.33	8	14.06	4	5.40	2	8.09	0	33.41	10	7.70	5	19.30	2	21.08	2	8.12	6	3.76	0	20.02	6	10.36	9		0		0
3	Bowman, Bob	181.16	38	0	0	1	0	3.53	0	22.00	10	5.12	0	11.80	0	23.20	7	4.57	0	22.82	1	36.22	15	7.66	3	3.48	0	30.00	0	10.76	2		0		0
4	Powell, Nolan	185.94	52	0	1	3	0	5.03	4	17.22	0	5.31	0	9.67	0	34.87	18	4.20	0	21.22	10	36.47	14	6.48	4	3.16	1	34.85	0	7.46	1		0		0
5	Wolsky, Robert	190.84	65	0	1	3	0	3.71	0	15.05	2	4.69	0	9.77	3	36.91	9	26.68	30	18.86	4	37.63	8	5.95	1	2.28	0	21.22	4	8.09	4		0		0
6	Schaffer, Burt	199.10	43	0	1	2	0	5.60	1	18.07	5	6.50	0	8.75	0	26.03	11	4.96	0	38.79	15	33.96	6	6.91	2	5.75	1	27.27	0	16.51	2		0		0
7	Yake, Bonnie P	208.24	38	0	0	2	0	4.95	2	27.13	4	6.08	0	12.92	1	33.27	12	19.95	10	24.93	0	22.77	4	8.27	2	3.89	0	28.95	2	15.13	1		0		0
8	Das, Johann	208.95	10	0	3	1	0	4.64	0	17.21	0	9.03	0	18.66	0	25.57	4	5.39	0	35.71	1	36.92	1	7.90	0	5.23	0	33.55	0	9.14	4		0		0
9	Demcher Sr, Stephen N.	213.52	32	0	0	3	0	2.92	0	15.95	2	4.45	0	9.92	1	19.43	5	6.30	0	32.21	1	36.92	11	7.36	1	22.06	0	45.16	11	10.84	0		0		0
10	Gurowitz, Mitch	256.11	22	1	2	1	0	5.20	0	29.29	9	7.63	0	16.02	0	40.29	3	8.13	0	32.40	1	38.60	4	9.13	4	3.40	0	51.91	0	14.11	1		0		0


ESR - Enhanced Service Revolver

ESR - Expert

1	Dudeck, Casey	133.88	21	0	2	1	0	4.00	2	17.71	1	4.20	0	12.04	0	15.30	2	3.04	0	26.00	15	21.85	0	4.60	0	2.30	0	17.81	0	5.03	1		0		0
2	Hall, Don	157.97	59	0	2	0	0	3.21	1	23.68	14	3.60	0	10.04	0	25.84	5	5.91	5	20.58	10	22.41	3	4.15	0	3.11	2	19.47	0	15.97	19		0		0

ESR - Sharpshooter

1	Olewine, Tom	175.87	32	0	0	0	0	6.49	5	27.26	13	5.24	0	12.47	0	14.87	3	4.10	0	21.56	3	25.17	2	5.12	0	3.21	1	26.77	0	23.61	5		0		0
2	Grbas, Anthony	193.30	36	0	1	0	0	4.10	2	28.19	7	7.42	2	8.24	0	15.71	4	3.53	0	32.39	3	29.63	11	9.27	3	3.11	1	36.61	1	15.10	2		0		0
3	Hary, Rev. James	257.98	66	0	3	5	0	6.27	0	36.34	7	5.64	0	19.89	0	26.75	8	7.15	5	18.62	0	41.72	3	4.96	0	3.35	0	66.24	30	21.05	13		0		0



BRCV 2009 Frozen Penguin January 9-10, 2009

All Shooters



Match --- Penalties ---
Score PD NT PE FN FTDR Stage 1 Stage 2 Stage 3 Stage 4 Stage 5 Stage 6 Stage 7 Stage 8 Stage 9 Stage 10 Stage 11 Stage 12 Stage 13 Stage 14

ESR - Marksman

1	Schneck, Walt	190.50	40	0	0	1	0	5.59	2	26.80	2	5.16	0	15.94	0	15.62	5	9.76	10	22.79	0	29.19	7	14.84	6	3.63	0	29.43	1	11.75	7	0	0
---	---------------	---------------	----	---	---	---	---	------	----------	-------	----------	------	---	-------	---	-------	----------	------	-----------	-------	---	-------	----------	-------	----------	------	---	-------	----------	-------	----------	---	---

SSR - Stock Service Revolver

SSR - Master

1	Lentz, Josh	101.11	10	0	0	0	0	4.68	4	16.08	0	3.55	0	6.05	0	12.32	1	2.92	0	11.47	0	17.98	3	4.18	1	2.21	0	15.18	1	4.49	0	0	0
2	Linskey, Joe	140.01	23	1	0	1	0	2.98	0	20.32	5	4.35	0	5.80	0	19.75	7	3.01	0	14.90	0	27.90	6	5.20	0	2.38	0	27.00	5	6.42	0	0	0
3	Nelson, Dale	157.47	40	0	0	0	0	3.50	1	19.42	0	4.64	0	7.59	0	16.85	8	2.88	0	27.35	20	23.81	5	4.45	0	3.13	1	30.75	5	13.10	0	0	0

SSR - Expert


1	Murphy, Ted	133.56	15	0	0	0	0	3.55	2	19.95	0	4.83	0	7.55	1	19.39	5	4.00	0	12.97	0	23.66	1	6.53	3	2.88	0	20.34	0	7.91	3	0	0
2	Owens, Sam	160.02	25	0	0	0	0	4.98	3	29.05	6	4.37	0	7.02	0	13.84	2	3.56	0	21.85	3	29.47	7	4.73	1	3.07	0	30.90	2	7.18	1	0	0

SSR - Sharpshooter

1	Kirkpatrick, Tim	161.80	9	0	0	0	0	2.95	0	22.12	1	5.44	0	8.68	0	16.60	6	5.45	0	17.74	0	25.65	1	4.87	0	2.64	0	31.97	1	17.69	0	0	0
2	Fry Sr, Gary A.	173.12	17	0	0	0	0	4.47	2	24.55	6	5.81	2	10.19	0	16.75	3	4.05	0	18.98	0	28.30	0	4.75	0	2.82	0	33.14	0	19.31	4	0	0
3	Hammer, Steven	179.95	36	0	0	1	0	4.02	3	21.38	1	3.94	0	12.56	0	24.25	8	3.93	0	16.39	0	34.88	11	5.57	2	2.83	0	32.75	0	17.45	11	0	0
4	Sherman, Dennis	203.78	26	0	1	1	1	3.04	0	21.50	2	5.17	0	8.49	0	21.33	3	7.46	0	38.16	0	47.75	4	4.71	1	3.45	0	30.27	10	12.45	6	0	0

SSR - Marksman

1	Jepson, Chris	187.76	33	0	0	0	0	3.95	1	29.44	3	5.03	0	9.35	0	18.98	4	8.54	0	24.71	0	35.24	14	7.79	2	6.23	0	29.47	2	9.03	7	0	0
2	Thompson, John	203.65	42	0	0	0	0	6.27	6	29.65	7	4.79	0	8.48	0	24.12	4	8.61	10	21.52	0	32.31	4	6.42	3	3.09	1	33.37	0	25.02	7	0	0
3	Belloff, Bob	211.67	39	1	1	2	0	6.45	5	28.85	4	5.91	0	10.71	0	27.42	10	5.17	0	26.04	0	47.56	15	6.04	0	2.96	0	31.13	0	13.43	5	0	0
4	Critser, Mike	220.22	40	0	0	2	0	3.97	1	30.51	15	4.29	0	13.75	0	23.27	1	3.12	0	21.70	0	46.69	14	6.37	3	3.03	0	57.47	6	6.05	0	0	0



BRCV 2009 Frozen Penguin January 9-10, 2009

All Shooters



Total Match Penalties:

Target Points Down (PD) - 3,426

Hits on Non-Threats (NT) - 17

Procedural Errors (PE) - 64

Failures to Neutralize (FN) - 78

Failures to Do Right (FTDR) - 1

Key to Penalties:

PD = Target Points Down. Each point down adds 1/2 second to your score.

NT = Hit on Non Threat target. Each HNT adds 5 seconds to your score.

PE = Procedural Error. Each adds 3 seconds to your score.

FN = Failure to Neutralize (no hits in the 0 or -1 zone) Each adds 5 seconds to your score.

FTDR = Failure To Do Right - adds 20 seconds to your score.

Key to Abbreviations:

CDP = **Custom Defensive Pistol**, such as 1911. Must be .45 ACP with maximum magazine load of 8 rounds

ESP = **Enhanced Service Pistol**, single action or SA/DA such as H&K P7 or CZ-75 or Springfield XD

SSP = **Stock Service Pistol**, double action or 'Safe Action' such as Glock or SIG

ESR = **Enhanced Service Revolver**, rimmed or rimless ammo, full moon clip, power factor of 165,000

SSR = **Stock Service Revolver**, rimmed case ammo, no full moon clips

DNF = Did Not Finish **DQ** = Disqualified