



2009 Florida IDPA State Championship February 27th - March 1st 2009

All Shooters

CDP Champion: Shannon Smith CDP - Master 162.39 (68)
 ESP Champion: Jeff DeGracia ESP - Master 143.86 (32)
 SSP Champion: Deon Martin SSP - Master 152.25 (52)
 ESR Champion: Robert Briggs ESR - Sharpshooter 259.11 (70)
 SSR Champion: Cliff Walsh SSR - Master 209.62 (46)

High Senior: Jose Garcia SSP - Master 198.85 (57)
 High Lady: Gail Pepin SSP - Sharpshooter 309.86 (83)
 High Law Enforcement: Deon Martin SSP - Master 152.25 (52)
 High Junior: Andrew Casavant CDP - Marksman 285.62(101)
 High Distinguished Senior: Stef Hobson ESP - Sharpshooter 225.62 (84)
 Most Accurate: Jeff DeGracia ESP - Master 143.86 (32)

	Match Score	--Penalties--				Stage 1	Stage 2	Stage 3	Stage 4	Stage 5	Stage 6	Stage 7	Stage 8	Stage 9	Stage 10	Stage 11	Stage 12
		PD	NT	PE	FN												
CDP - Custom Defensive Pistol																	
CDP - Master																	
DC Shannon Smith	162.39	68	0	0	0	15.02 (4)	13.22 (5)	4.83 (0)	5.81 (0)	8.64 (8)	17.05 (8)	13.20 (6)	10.47 (8)	26.82 (17)	24.37 (6)	9.70 (5)	13.26 (1)
1 David Lew	173.15	39	0	1	0	14.41(0)	15.96 (6)	3.36 (0)	6.61 (0)	8.46 (7)	21.82 (11)	13.03 (2)	16.27 (2)	22.64 (4)	27.81 (3)	8.85 (3)	13.93 (1)
2 Shay Ben-David	175.59	49	0	0	0	15.59 (0)	14.54 (2)	3.73 (0)	9.05 (0)	6.25 (2)	19.34 (7)	14.90 (4)	14.51 (5)	30.15 (23)	24.76 (2)	9.41 (4)	13.36 (0)
3 Charles Kibert	203.27	95	0	2	1	16.61 (2)	12.45 (3)	4.06 (1)	7.32 (2)	10.41 (12)	23.72 (16)	16.99 (7)	24.05 (12)	25.29 (18)	32.42 (7)	12.95 (10)	17.00 (5)
4 John Strayer	208.04	46	1	1	0	19.56 (1)	17.61 (6)	10.19 (0)	9.07 (0)	9.78 (8)	21.26 (11)	19.16 (0)	15.82 (4)	30.63 (11)	25.61 (1)	11.86 (1)	17.49 (3)
CDP - Expert																	
1 Chris Christian	200.67	34	0	0	0	22.54 (1)	16.44 (1)	4.54 (0)	9.92 (1)	6.77 (1)	23.24 (10)	17.09 (0)	15.03 (3)	29.92 (14)	28.15 (0)	9.31 (1)	17.72 (2)
2 Dave Moss	219.68	82	0	1	1	22.00 (0)	18.64 (9)	4.26 (0)	8.17 (1)	5.61 (2)	24.76 (8)	17.73 (6)	22.20 (10)	37.83 (33)	30.48 (2)	12.12 (9)	15.88 (2)
3 Micah Sierp	220.84	53	0	3	0	20.25 (0)	20.68 (3)	4.89 (0)	10.18 (5)	5.65 (0)	29.31 (14)	16.76 (5)	15.09 (2)	25.67 (5)	30.83 (2)	9.22 (2)	32.31 (15)
4 Johnathan Bonham	221.08	80	2	2	0	17.23 (2)	18.22 (10)	20.85 (6)	10.55 (1)	13.61 (17)	22.43 (11)	13.44 (2)	16.18 (5)	25.91 (10)	31.70 (6)	12.87 (4)	18.09 (6)
5 Roy Garrett	248.08	85	1	0	0	20.05 (5)	19.13 (8)	4.66 (1)	9.62 (1)	11.09 (11)	35.40 (27)	21.29 (5)	15.58 (4)	29.67 (11)	49.69 (3)	11.83 (3)	20.07 (6)



2009 Florida IDPA State Championship February 27th - March 1st 2009

All Shooters

	Match Score	--Penalties--				Stage 1	Stage 2	Stage 3	Stage 4	Stage 5	Stage 6	Stage 7	Stage 8	Stage 9	Stage 10	Stage 11	Stage 12
		PD	NT	PE	FN												
CDP - Sharpshooter																	
1 Steve Shelton	242.35	98	0	0	1	19.24 (0)	25.90 (10)	3.90 (0)	10.71 (1)	9.85 (12)	27.25 (20)	17.23 (7)	24.19 (13)	36.30 (19)	32.27 (3)	11.45 (7)	24.06 (6)
2 Andy Newton	250.37	81	1	2	0	21.61 (2)	19.26 (6)	7.66 (0)	11.80 (2)	7.85 (6)	33.95 (21)	20.25 (5)	20.27 (3)	36.11 (24)	36.35 (4)	16.28 (5)	18.98 (3)
3 John Norwood	252.43	94	1	0	1	26.49 (3)	15.37 (2)	7.73 (0)	12.68 (1)	7.49 (4)	29.86 (25)	18.80 (8)	22.47 (12)	38.24 (18)	33.96 (6)	15.08 (4)	24.26 (11)
4 John Blackstone	257.95	81	0	0	1	27.91 (1)	22.16 (3)	4.50 (0)	12.81 (7)	12.77 (15)	30.67 (14)	19.81 (3)	22.94 (8)	32.56 (10)	32.02 (0)	16.87 (12)	22.93 (8)
5 Rob Reid	260.40	70	0	2	0	54.21 (1)	19.71 (2)	10.36 (0)	10.61 (1)	10.23 (9)	24.26 (15)	15.67 (3)	20.22 (12)	32.71 (10)	30.86 (3)	14.94 (12)	16.62 (2)
6 Bernard Mackey	270.36	94	0	0	1	27.69 (7)	19.09 (0)	5.41 (0)	13.82 (6)	8.89 (6)	36.17 (26)	19.33 (2)	15.58 (3)	38.80 (17)	44.14 (8)	19.35 (12)	22.09 (7)
7 Bert Coalson	273.32	118	1	0	1	21.20 (0)	27.15 (17)	4.22 (0)	12.35 (1)	8.77 (8)	39.08 (20)	20.48 (8)	24.14 (16)	37.48 (25)	40.62 (4)	16.78 (11)	21.05 (8)
8 Dan Bernard	281.95	156	3	2	3	24.81 (4)	16.26 (7)	4.29 (0)	20.47 (10)	13.09 (15)	31.06 (21)	22.77 (8)	22.01 (11)	38.56 (34)	41.05 (9)	25.20 (26)	22.38 (11)
Patrick Naples	DQ																
CDP - Marksman																	
1 Mark Schneider	240.09	88	0	2	0	20.22 (1)	13.81 (1)	7.70 (0)	9.02 (1)	6.49 (3)	29.33 (25)	23.13 (10)	23.98 (2)	31.85 (25)	45.98 (9)	12.19 (8)	16.39 (3)
2 Sami Sahab	250.97	68	0	0	0	32.38 (2)	21.98 (3)	4.14 (0)	8.79 (3)	8.61 (8)	23.86 (7)	18.25 (3)	19.82 (5)	26.80 (7)	40.53 (12)	22.86 (17)	22.95 (1)
3 Andrew Casavant	285.62	101	0	0	0	22.52 (0)	23.69 (8)	5.90 (0)	13.06 (1)	14.49 (19)	31.00 (23)	22.34 (3)	21.57 (6)	48.11 (28)	45.22 (5)	17.63 (6)	20.09 (2)
4 Travis Brown	292.22	120	0	2	1	32.40 (0)	20.29 (7)	7.66 (1)	21.31 (10)	15.87 (22)	28.27 (17)	19.62 (3)	21.14 (12)	41.99 (35)	39.67 (2)	22.35 (10)	21.65 (1)
5 John Deese	296.84	101	1	1	0	27.79 (0)	33.01 (9)	6.56 (1)	17.40 (5)	12.89 (13)	29.25 (18)	29.31 (12)	16.39 (5)	39.87 (25)	47.23 (5)	13.28 (7)	23.86 (1)
6 Mike Sollenberger	323.35	166	0	8	3	24.19 (1)	19.85 (9)	4.60 (1)	11.75 (4)	19.55 (21)	35.65 (22)	36.35 (25)	17.02 (4)	50.18 (44)	59.40 (8)	12.36 (9)	32.45 (18)
7 Carol Notestine	329.91	102	0	1	2	38.69 (7)	32.27 (4)	8.02 (0)	13.77 (1)	10.68 (8)	46.54 (25)	24.75 (3)	23.95 (7)	40.92 (29)	50.53 (3)	16.55 (7)	23.24 (8)
8 Craig Harada	346.51	72	0	0	0	48.26 (0)	27.46 (7)	6.71 (0)	15.94 (6)	15.40 (19)	37.81 (22)	29.09 (1)	27.01 (3)	42.90 (2)	47.70 (1)	21.90 (7)	26.33 (4)
9 Brian Chesloff	347.45	107	0	0	1	26.14 (2)	32.85 (12)	6.77 (1)	15.54 (1)	20.83 (22)	36.14 (21)	28.00 (3)	29.72 (5)	38.93 (13)	68.04 (6)	20.40 (9)	24.09 (12)
10 Bill Alba	454.68	164	3	4	3	86.93 (25)	30.33 (16)	8.99 (1)	18.75 (2)	14.72 (19)	40.39 (28)	27.74 (3)	32.64 (3)	61.30 (37)	76.20 (10)	29.13 (12)	27.56 (8)
CDP - Novice																	
1 Jim Casavant	314.51	142	1	2	1	29.14 (4)	20.50 (7)	5.37 (0)	20.82 (4)	8.18 (5)	39.18 (27)	24.15 (10)	23.22 (8)	52.94 (40)	40.12 (5)	25.49 (17)	25.40 (15)
2 Tero Walker	380.03	90	0	4	0	31.27 (0)	40.54 (8)	11.05 (0)	18.47 (8)	11.15 (10)	37.98 (21)	36.86 (1)	30.59 (5)	53.11 (24)	54.37 (5)	28.69 (6)	25.95 (2)
3 Ron Petsch	443.40	184	0	2	6	55.78 (2)	31.34 (16)	15.12 (0)	9.64 (0)	13.06 (17)	44.94 (35)	47.98 (21)	32.17 (21)	50.68 (26)	79.37 (19)	32.97 (16)	30.35 (11)
ESP - Enhanced Service Pistol																	
ESP - Master																	
DC Jeff DeGracia	143.86	32	0	1	0	15.16 (0)	12.62 (2)	3.29 (1)	5.94 (1)	4.44(0)	15.23 (11)	12.01 (0)	9.65 (3)	21.85 (9)	20.73 (1)	6.97(1)	15.97 (3)
1 Keith Dilworth	158.19	77	0	1	0	15.25 (1)	13.80 (6)	3.66 (1)	5.31(0)	10.24 (13)	14.78 (5)	12.97 (5)	9.58 (5)	26.85 (21)	17.33(1)	11.34 (10)	17.08 (9)
2 Brad McCulloch	178.81	69	0	0	0	18.71 (3)	18.85 (1)	3.66 (0)	7.02 (0)	13.34 (16)	16.60 (6)	15.94 (8)	13.24 (8)	26.57 (19)	22.16 (2)	10.00 (6)	12.72(0)
3 Dave Harrington	193.05	80	1	2	0	18.09 (3)	16.55 (7)	4.42 (0)	6.88 (0)	10.34 (10)	23.74 (14)	13.36 (6)	12.84 (4)	25.54 (20)	31.01 (1)	9.60 (5)	20.68 (10)



2009 Florida IDPA State Championship February 27th - March 1st 2009

All Shooters

	Match Score	--Penalties--				Stage 1	Stage 2	Stage 3	Stage 4	Stage 5	Stage 6	Stage 7	Stage 8	Stage 9	Stage 10	Stage 11	Stage 12
		PD	NT	PE	FN												
ESP - Expert																	
1 Brad Bolz	181.40	38	0	1	0	17.36 (1)	18.51 (6)	3.68 (0)	8.10 (1)	4.84 (0)	22.07 (10)	13.36 (0)	15.08 (8)	24.99 (6)	27.75 (1)	10.50 (3)	15.16 (2)
2 Patrick Elmore	204.22	59	0	0	1	18.82 (2)	16.81 (5)	3.53 (0)	7.99 (0)	8.99 (7)	21.73 (14)	17.70 (5)	19.33 (7)	30.37 (10)	30.08 (4)	12.10 (3)	16.77 (2)
3 Andy Maluke	205.70	41	0	1	0	18.67 (0)	18.43 (1)	4.53 (1)	8.74 (0)	6.28 (1)	20.81 (12)	19.85 (5)	17.30 (7)	27.90 (6)	29.73 (2)	13.00 (2)	20.46 (4)
4 Alan Mullenax	209.17	63	0	0	1	18.88 (3)	18.49 (7)	4.61 (0)	7.88 (2)	9.33 (9)	32.94 (23)	14.63 (0)	14.01 (2)	27.37 (9)	32.58 (3)	10.21 (2)	18.24 (3)
5 Dick DiVittorio	210.98	66	0	0	1	20.90 (2)	19.02 (4)	4.18 (1)	7.91 (1)	7.38 (2)	20.52 (14)	24.03 (12)	12.87 (2)	31.04 (11)	26.97 (1)	18.02 (9)	18.14 (7)
ESP - Sharpshooter																	
1 Mike Ross	177.88	60	0	0	0	20.72 (7)	17.13 (7)	3.64 (0)	7.49 (2)	9.31 (8)	14.38(5)	15.26 (4)	11.38 (4)	28.00 (16)	26.59 (2)	8.44 (2)	15.54 (3)
2 Duane Collins	204.47	64	0	0	0	20.21 (1)	18.78 (4)	3.82 (0)	7.36 (0)	13.85 (18)	22.26 (15)	15.91 (1)	12.37 (4)	32.62 (15)	27.35 (2)	11.76 (4)	18.18 (0)
3 Jim Watson	211.11	44	0	0	0	18.37 (0)	19.28 (2)	4.49 (0)	8.66 (1)	6.99 (3)	28.09 (11)	18.34 (6)	12.77 (2)	30.69 (9)	33.73 (4)	13.27 (6)	16.43 (0)
4 James Oliver Jr.	215.93	87	1	2	0	23.68 (1)	24.84 (5)	6.96 (5)	9.96 (3)	6.33 (3)	21.01 (9)	15.56 (2)	11.10 (6)	38.21 (30)	29.60 (6)	15.08 (16)	13.60 (1)
5 Stef Hobson	225.62	84	0	0	0	23.78 (3)	25.78 (10)	4.03 (0)	8.44 (1)	10.21 (10)	22.94 (19)	19.55 (2)	13.96 (3)	34.41 (19)	27.76 (0)	15.28 (13)	19.48 (4)
6 Irwin Biala	227.76	84	0	0	1	19.82 (1)	17.78 (2)	4.84 (0)	8.33 (1)	9.71 (10)	32.17 (29)	16.38 (4)	12.53 (3)	34.92 (22)	41.56 (7)	11.85 (3)	17.87 (2)
7 Jim Martin	237.72	107	2	0	0	15.69 (1)	20.83 (5)	10.92 (0)	13.13 (7)	10.57 (11)	22.04 (18)	17.37 (9)	16.09 (7)	39.40 (28)	38.12 (6)	11.86 (5)	21.70 (10)
8 Ted Brown	247.25	82	0	2	0	24.46 (0)	25.63 (1)	5.23 (0)	9.73 (1)	12.52 (16)	28.64 (28)	20.32 (2)	20.06 (4)	33.14 (12)	31.66 (7)	15.22 (11)	20.64 (0)
9 Karl Schlinsog	248.87	58	0	1	1	27.96 (0)	20.87 (2)	5.48 (0)	10.62 (0)	8.10 (2)	32.80 (22)	22.98 (4)	17.67 (8)	32.15 (11)	39.57 (7)	13.06 (2)	17.61 (0)
10 John Barker	256.74	76	0	0	0	23.73 (1)	28.06 (7)	4.34 (0)	11.23 (0)	9.50 (6)	27.06 (19)	19.91 (4)	16.27 (2)	39.91 (24)	40.48 (7)	13.46 (2)	22.79 (4)
11 Gerry Groe	263.28	91	0	2	0	21.80 (1)	21.90 (3)	4.85 (1)	10.30 (1)	15.88 (21)	28.33 (10)	19.36 (4)	19.21 (8)	44.95 (23)	34.97 (3)	16.21 (10)	25.52 (6)
12 Jeffrey Johnson	279.00	113	1	0	2	31.56 (2)	22.82 (3)	5.02 (0)	8.80 (1)	9.42 (9)	29.03 (18)	24.94 (5)	12.71 (5)	44.49 (38)	49.08 (9)	15.05 (11)	26.08 (12)
13 Russell Mann	284.89	92	1	4	0	28.16 (0)	24.41 (7)	5.75 (0)	11.78 (1)	9.33 (7)	30.62 (19)	27.63 (9)	18.14 (3)	46.09 (35)	39.26 (2)	20.07 (6)	23.65 (3)
14 Robert Fisher	293.06	121	0	1	1	22.53 (1)	27.19 (12)	4.22 (0)	14.14 (1)	12.48 (12)	30.31 (17)	36.71 (13)	15.71 (6)	43.48 (30)	37.83 (2)	23.28 (21)	25.18 (6)
15 Gary Wistrand	297.30	101	0	1	2	39.01 (0)	29.96 (9)	5.76 (0)	11.26 (1)	22.59 (23)	26.60 (7)	17.10 (1)	26.10 (9)	43.90 (30)	40.14 (6)	11.68 (4)	23.20 (11)
16 Marc Rickey	306.56	162	1	0	5	16.65 (1)	38.98 (29)	5.01 (1)	9.37 (1)	12.36 (15)	38.23 (22)	26.34 (8)	21.93 (6)	48.00 (46)	53.43 (10)	16.29 (15)	19.97 (8)
17 Robert Morris	306.82	107	0	0	0	29.34 (3)	22.66 (4)	9.67 (0)	12.42 (2)	16.54 (20)	34.02 (18)	22.47 (5)	22.32 (9)	42.93 (27)	51.64 (3)	19.72 (9)	23.09 (7)



2009 Florida IDPA State Championship February 27th - March 1st 2009

All Shooters

	Match Score	--Penalties--				Stage 1	Stage 2	Stage 3	Stage 4	Stage 5	Stage 6	Stage 7	Stage 8	Stage 9	Stage 10	Stage 11	Stage 12	
		PD	NT	PE	FN													
ESP - Marksman																		
1	John Kriete	229.02	63	0	1	0	24.63 (9)	24.29 (8)	4.17 (0)	7.87 (0)	7.92 (7)	26.20 (14)	16.22 (2)	17.12 (6)	33.88 (8)	34.56 (3)	13.15 (4)	19.01 (2)
2	David Jenkins	256.66	90	0	1	1	21.20 (1)	19.57 (9)	8.53 (5)	9.04 (0)	9.56 (9)	22.91 (14)	22.71 (9)	26.31 (3)	29.86 (8)	48.70 (13)	18.85 (16)	19.42 (3)
3	Bob Kappal	268.87	141	0	0	0	18.43 (0)	24.78 (11)	4.44 (0)	15.23 (5)	12.97 (17)	26.47 (26)	23.79 (8)	15.99 (7)	49.95 (46)	37.97 (2)	14.21 (10)	24.64 (9)
4	Michael Williams	286.98	59	2	4	0	23.61 (1)	26.01 (2)	6.06 (0)	15.87 (1)	7.76 (5)	29.20 (18)	26.16 (1)	21.80 (1)	45.71 (14)	41.13 (4)	13.82 (6)	29.85 (6)
5	John Kern	291.29	64	0	2	0	32.84 (3)	31.93 (9)	6.06 (0)	12.48 (1)	12.45 (11)	24.76 (14)	18.03 (1)	21.15 (5)	49.19 (9)	43.01 (1)	14.48 (6)	24.91 (4)
6	Ramon Martinez	295.37	86	0	3	2	25.43 (1)	28.04 (6)	6.03 (0)	9.92 (1)	17.90 (15)	35.46 (22)	22.69 (3)	29.31 (11)	36.27 (9)	42.65 (4)	16.72 (5)	24.95 (9)
7	Mike Brown	300.32	135	0	1	0	33.09 (2)	24.85 (7)	5.87 (0)	14.35 (6)	15.60 (18)	35.58 (22)	23.19 (7)	20.07 (9)	42.17 (32)	39.77 (2)	13.65 (7)	32.13 (23)
8	Wayne Ramsey	303.60	107	0	1	0	24.03 (0)	30.38 (8)	4.92 (0)	11.00 (4)	9.27 (7)	27.09 (7)	25.05 (9)	23.86 (7)	60.85 (40)	45.35 (6)	18.19 (13)	23.61 (6)
9	Oren Ferguson	310.81	91	0	4	1	36.42 (4)	30.24 (16)	9.14 (0)	10.21 (0)	9.82 (10)	47.78 (24)	17.43 (2)	17.07 (6)	43.70 (11)	48.39 (4)	11.10 (3)	29.51 (11)
10	Don Wakefield	311.15	152	0	2	3	28.56 (9)	29.67 (15)	5.49 (0)	10.26 (3)	21.62 (24)	40.06 (21)	24.60 (9)	27.20 (16)	45.89 (30)	38.95 (7)	14.74 (9)	24.11 (9)
11	Dave Chandler	311.25	101	1	1	1	28.23 (6)	38.27 (3)	6.27 (0)	13.60 (1)	9.54 (7)	26.66 (20)	23.97 (2)	22.28 (4)	40.18 (28)	53.96 (13)	29.61 (16)	18.68 (1)
12	Mark Dzamko	313.03	124	0	0	0	19.79 (0)	24.51 (9)	4.66 (0)	11.92 (0)	12.44 (12)	34.25 (21)	21.61 (6)	23.86 (1)	52.89 (47)	56.92 (2)	22.47 (6)	27.71 (20)
13	Jono Frankfort	321.97	90	0	2	0	34.51 (2)	25.01 (9)	8.10 (0)	14.25 (1)	15.02 (19)	31.70 (18)	27.47 (1)	18.79 (2)	45.30 (23)	65.71 (4)	14.91 (7)	21.20 (4)
14	Alex Rionda	328.68	134	1	3	1	32.54 (1)	23.21 (7)	6.21 (1)	15.57 (5)	20.73 (21)	32.17 (20)	25.90 (9)	18.88 (12)	49.32 (39)	59.16 (2)	18.18 (14)	26.81 (3)
15	Christopher De Venecia	329.14	144	0	1	1	21.73 (5)	25.70 (8)	4.87 (0)	11.66 (0)	23.03 (26)	36.68 (17)	23.85 (3)	25.19 (7)	50.80 (43)	52.38 (1)	21.32 (17)	31.93 (17)
16	Larry McAllister	331.87	105	1	1	1	59.86 (0)	31.06 (15)	6.40 (0)	13.76 (3)	18.41 (26)	24.65 (15)	24.09 (4)	25.97 (12)	33.45 (11)	43.70 (0)	18.83 (14)	31.69 (5)
17	Christopher Kiselius	332.27	100	1	1	1	24.69 (7)	24.76 (3)	4.93 (0)	18.36 (4)	21.93 (22)	31.75 (17)	22.13 (2)	29.75 (2)	49.26 (20)	65.67 (10)	21.00 (10)	18.04 (3)
18	Joe Homolash	335.35	212	1	3	3	25.97 (11)	35.14 (25)	5.27 (1)	19.85 (9)	10.37 (11)	39.42 (40)	34.37 (19)	18.49 (11)	57.37 (52)	41.50 (12)	21.84 (17)	25.76 (4)
19	Miquel Gonzalez	364.41	98	1	0	0	30.20 (3)	27.30 (5)	5.50 (0)	16.47 (0)	10.05 (8)	34.97 (12)	37.11 (2)	28.28 (6)	47.91 (39)	71.64 (0)	25.56 (11)	29.42 (12)
20	Lisbeth Colon	388.54	134	0	4	0	42.83 (2)	41.13 (3)	8.23 (0)	20.64 (7)	20.10 (22)	38.13 (23)	27.44 (10)	27.67 (10)	66.28 (36)	51.97 (4)	14.32 (3)	29.80 (14)
21	Frank De Cespedes	435.87	138	0	1	2	30.85 (5)	49.46 (10)	7.19 (1)	20.68 (5)	24.36 (28)	61.56 (11)	29.97 (6)	27.18 (12)	59.93 (33)	67.05 (6)	25.76 (15)	31.88 (6)

SSP - Stock Service Pistol

SSP - Master

DC	Deon Martin	152.25	52	0	0	0	16.35 (3)	10.23(0)	3.11(0)	6.12 (0)	7.49 (8)	17.13 (12)	13.91 (6)	12.44 (6)	21.17 (7)	21.30 (0)	9.54 (7)	13.46 (3)
1	Tom Yost	153.33	43	0	1	0	18.70 (3)	12.43 (3)	3.67 (0)	6.20 (0)	4.92 (2)	23.24 (17)	11.64(1)	11.74 (10)	19.10(5)	19.71 (0)	8.58 (1)	13.40 (1)
2	Andrew Zavalla	196.20	68	0	1	0	17.20 (1)	16.11 (0)	4.36 (2)	10.77 (5)	7.73 (6)	19.02 (13)	19.82 (8)	17.50 (2)	24.62 (6)	29.69 (7)	12.00 (7)	17.38 (11)
3	Jose Garcia	198.85	57	0	0	1	16.40 (0)	17.51 (3)	4.07 (1)	9.07 (5)	5.13 (0)	28.20 (18)	13.20 (1)	14.49 (3)	31.75 (14)	28.48 (0)	10.24 (0)	20.31 (12)
4	Greg Trew	227.72	112	0	1	2	15.40 (0)	17.62 (9)	3.41 (0)	10.96 (6)	18.00 (16)	29.58 (17)	18.83 (10)	16.39 (9)	33.35 (28)	32.13 (2)	11.34 (8)	20.71 (7)



2009 Florida IDPA State Championship February 27th - March 1st 2009

All Shooters


	Match Score	--Penalties--				Stage 1	Stage 2	Stage 3	Stage 4	Stage 5	Stage 6	Stage 7	Stage 8	Stage 9	Stage 10	Stage 11	Stage 12	
		PD	NT	PE	FN													
SSP - Expert																		
1	Brad McBride	174.61	57	0	0	0	15.09 (0)	15.43 (5)	3.49 (0)	8.56 (5)	8.10 (7)	20.04 (10)	14.52 (7)	11.14 (2)	27.11 (13)	24.96 (2)	10.54 (6)	15.63 (0)
2	Scott Noyes	186.74	66	0	1	0	15.32 (3)	14.82 (5)	3.97 (1)	7.09 (2)	7.47 (5)	24.17 (13)	14.29 (7)	12.95 (8)	25.55 (8)	29.99 (4)	10.71 (6)	20.41 (4)
3	Charles Gautier	190.38	62	0	1	0	17.86 (0)	16.55 (6)	4.56 (0)	7.74 (1)	8.21 (6)	21.82 (5)	16.65 (7)	13.78 (2)	29.58 (23)	28.05 (3)	9.79 (2)	15.79 (7)
4	Brett Russo	198.37	49	0	1	0	21.91 (3)	22.78 (3)	4.50 (1)	7.71 (3)	7.63 (4)	24.20 (10)	14.73 (2)	14.14 (5)	28.26 (10)	24.82 (2)	9.77 (2)	17.92 (4)
5	Eric Roessler	200.92	73	0	0	0	20.88 (8)	15.13 (4)	3.87 (0)	8.16 (1)	13.52 (16)	19.70 (12)	16.81 (5)	12.71 (2)	30.65 (13)	28.94 (3)	13.79 (6)	16.76 (3)
6	Emilio Franco Jr.	208.89	61	0	1	0	26.22 (0)	16.81 (5)	5.65 (2)	10.71 (4)	10.68 (12)	22.38 (19)	16.83 (1)	13.22 (2)	26.98 (7)	30.90 (0)	10.12 (4)	18.39 (5)
7	Donn Hill	209.52	102	0	1	0	17.28 (0)	19.02 (15)	3.47 (0)	9.57 (7)	7.00 (6)	20.65 (18)	20.03 (15)	14.20 (8)	33.46 (10)	31.53 (5)	11.12 (7)	22.19 (11)
8	Joseph Zawacki	216.00	56	0	1	0	18.03 (2)	23.95 (3)	4.74 (0)	8.13 (1)	6.58 (3)	22.96 (14)	16.13 (5)	12.02 (1)	28.85 (12)	35.56 (2)	11.94 (3)	27.11 (10)
9	Stephen Bischoff	224.11	104	0	2	0	18.66 (2)	30.68 (15)	4.82 (0)	13.37 (11)	6.04 (1)	32.83 (28)	16.88 (5)	11.35 (5)	28.94 (24)	30.77 (5)	11.68 (5)	18.09 (3)
10	Rick Lund	228.71	100	0	0	1	21.33 (3)	15.84 (5)	9.22 (10)	10.63 (5)	6.81 (2)	22.62 (16)	23.05 (13)	26.06 (12)	33.57 (21)	26.81 (2)	11.13 (4)	21.64 (7)
11	George Kabeller	230.35	63	0	1	0	18.32 (1)	21.29 (0)	4.65 (0)	8.65 (0)	7.56 (4)	23.48 (18)	16.20 (1)	16.08 (8)	27.96 (12)	49.68 (6)	14.40 (9)	22.08 (4)
12	Jim Clark	231.36	115	1	0	2	24.74 (11)	33.15 (24)	3.49 (0)	9.88 (1)	6.63 (2)	26.57 (17)	13.47 (4)	9.00(1)	38.51 (26)	33.85 (8)	13.61 (12)	18.46 (9)
13	Robbin Hudson	255.84	86	0	3	0	23.01 (1)	21.24 (2)	7.25 (0)	13.53 (1)	7.60 (5)	37.42 (22)	19.79 (9)	12.76 (6)	46.78 (29)	26.75 (2)	14.81 (8)	24.90 (1)
14	John Chonsky	273.43	99	1	1	0	21.09 (3)	20.77 (2)	5.58 (0)	15.35 (3)	10.23 (10)	33.83 (23)	28.38 (6)	30.31 (10)	33.70 (17)	39.27 (4)	14.98 (12)	19.94 (9)



2009 Florida IDPA State Championship February 27th - March 1st 2009

All Shooters

	Match Score	--Penalties--				Stage 1	Stage 2	Stage 3	Stage 4	Stage 5	Stage 6	Stage 7	Stage 8	Stage 9	Stage 10	Stage 11	Stage 12	
		PD	NT	PE	FN													
SSP - Sharpshooter																		
1	Sandro Cintra	184.86	79	0	2	0	26.36 (0)	13.03 (4)	3.27 (0)	6.55 (1)	9.33 (9)	25.74 (19)	13.81 (9)	12.83 (9)	24.86 (16)	24.00 (2)	9.88 (5)	15.20 (5)
2	Karl Redinger	195.03	55	0	0	1	18.50 (0)	17.90 (2)	3.63 (0)	8.53 (0)	6.68 (5)	20.05 (14)	15.38 (2)	18.46 (8)	30.37 (11)	26.34 (2)	11.66 (5)	17.53 (6)
3	Lawrence Kaswan	209.93	33	0	1	0	23.72 (5)	16.76 (1)	5.22 (0)	10.01 (1)	7.13 (1)	18.74 (9)	19.72 (3)	14.45 (4)	30.06 (3)	29.76 (0)	17.13 (5)	17.23 (1)
4	Alan Baker	225.69	91	0	1	0	16.35 (3)	27.27 (16)	3.87 (0)	6.09 (1)	8.48 (4)	21.95 (17)	19.16 (3)	15.46 (9)	36.88 (20)	40.60 (12)	10.33 (2)	19.25 (4)
5	Segismund Araniego	234.87	81	0	2	1	18.58 (1)	19.16 (2)	4.64 (1)	17.86 (1)	15.41 (11)	26.05 (13)	15.49 (2)	16.58 (8)	32.27 (14)	31.57 (6)	14.94 (13)	22.32 (9)
6	Jeffrey Spencer	238.55	72	0	3	0	18.84 (1)	31.55 (15)	5.40 (0)	16.18 (12)	7.89 (6)	24.30 (14)	18.14 (0)	17.19 (8)	29.76 (6)	41.51 (3)	10.54 (3)	17.25 (4)
7	Danna Franco	238.70	127	0	0	0	16.31 (1)	20.87 (9)	4.89 (0)	8.06 (1)	8.93 (5)	33.10 (30)	15.49 (4)	14.02 (10)	40.85 (31)	34.16 (8)	17.80 (17)	24.22 (11)
8	Scotty Hubbard	241.15	92	0	0	2	19.74 (1)	27.31 (23)	5.07 (0)	12.60 (8)	7.74 (5)	29.74 (21)	15.13 (2)	15.86 (5)	28.42 (10)	51.38 (11)	10.58 (3)	17.58 (3)
9	William Diaz	245.73	106	0	0	0	17.93 (1)	16.59 (1)	4.68 (0)	8.44 (1)	11.38 (11)	29.64 (23)	19.06 (4)	23.14 (7)	42.49 (35)	34.07 (7)	13.21 (7)	25.10 (9)
10	Robert Parrinello	248.09	83	0	0	0	21.14 (1)	25.52 (15)	6.09 (0)	10.78 (1)	9.95 (9)	24.73 (11)	21.36 (2)	14.37 (4)	41.81 (24)	35.34 (1)	14.11 (6)	22.89 (9)
11	Toni Dandreamatteo	249.28	88	0	1	0	24.41 (6)	22.20 (13)	7.16 (0)	7.86 (0)	6.29 (2)	27.67 (22)	18.34 (4)	18.19 (3)	36.28 (20)	48.21 (9)	11.38 (4)	21.29 (5)
12	Paul Brooks	250.19	83	0	2	0	22.91 (0)	25.66 (6)	10.87 (5)	10.34 (0)	13.67 (15)	22.79 (13)	21.83 (6)	14.50 (3)	33.19 (16)	37.19 (1)	18.70 (15)	18.54 (3)
13	Jack Fengel	251.11	70	0	0	1	27.77 (1)	17.00 (1)	8.33 (5)	7.68 (0)	9.81 (9)	31.37 (18)	18.46 (1)	24.68 (13)	30.57 (9)	37.31 (1)	15.89 (4)	22.24 (8)
14	Michael Thompson	254.12	103	0	0	1	23.62 (2)	23.79 (12)	4.63 (0)	10.07 (6)	17.75 (15)	24.49 (17)	18.48 (1)	18.71 (8)	47.24 (28)	34.66 (3)	14.13 (10)	16.55 (1)
15	Stephen Paterno	257.77	99	1	0	1	22.65 (0)	24.17 (1)	4.05 (0)	11.13 (2)	10.50 (14)	30.43 (16)	19.54 (7)	16.25 (11)	42.06 (29)	37.86 (2)	20.85 (12)	18.28 (5)
16	Ann-Marie Trew	257.95	77	0	0	0	24.43 (2)	23.61 (9)	6.03 (0)	15.17 (1)	8.14 (3)	26.36 (21)	29.22 (4)	17.69 (4)	40.17 (21)	32.84 (2)	14.01 (7)	20.28 (3)
17	Joel Smith	259.10	90	0	2	1	25.49 (8)	28.74 (0)	5.06 (1)	8.95 (0)	13.22 (15)	34.91 (24)	17.31 (2)	15.60 (3)	34.33 (14)	35.61 (4)	16.50 (3)	23.38 (16)
18	Lou Metz	263.03	107	0	0	1	22.73 (9)	19.40 (2)	5.73 (1)	12.23 (8)	19.38 (19)	20.34 (9)	29.77 (20)	20.85 (6)	33.58 (15)	45.22 (4)	15.14 (12)	18.66 (2)
19	Frank Gaughen	274.70	92	1	1	1	27.21 (3)	21.30 (3)	9.43 (0)	23.26 (10)	10.17 (9)	33.69 (14)	20.49 (8)	17.33 (3)	44.97 (30)	30.28 (1)	15.63 (8)	20.94 (3)
20	Michael Sells	276.08	108	0	2	0	18.44 (1)	23.84 (12)	8.20 (1)	11.85 (1)	10.96 (9)	31.67 (18)	21.30 (9)	18.25 (4)	41.49 (26)	49.09 (8)	17.01 (8)	23.98 (11)
21	David Hampton	276.49	90	0	1	2	35.45 (3)	26.53 (7)	5.34 (1)	11.03 (1)	21.11 (24)	26.35 (13)	17.54 (2)	19.68 (9)	34.50 (9)	41.84 (11)	12.51 (5)	24.61 (5)
22	Eric Pineiro	286.42	100	0	0	1	27.21 (6)	23.44 (8)	6.91 (1)	14.42 (6)	13.50 (16)	25.70 (7)	24.00 (4)	29.28 (13)	42.61 (22)	44.78 (5)	12.95 (6)	21.62 (6)
23	Emilio Franco Sr.	291.21	107	1	0	3	28.73 (10)	25.18 (2)	7.13 (0)	20.95 (10)	9.74 (10)	36.19 (25)	25.72 (5)	20.36 (9)	35.03 (11)	37.80 (4)	23.66 (14)	20.72 (7)
24	Brian Griffin	297.71	133	0	1	3	28.23 (5)	28.04 (8)	5.56 (0)	11.75 (1)	20.17 (21)	33.90 (27)	25.18 (4)	22.17 (7)	38.00 (23)	31.54 (8)	29.48 (23)	23.69 (6)
25	Tony Escalona	304.76	131	0	2	1	25.68 (1)	26.40 (19)	7.30 (0)	15.62 (3)	10.89 (11)	32.37 (19)	26.26 (6)	16.24 (7)	36.32 (33)	72.60 (13)	16.27 (15)	18.81 (4)
26	John Calhoun	305.02	136	0	1	1	24.93 (3)	32.53 (10)	4.96 (0)	20.38 (6)	9.74 (6)	31.74 (18)	22.38 (2)	16.03 (3)	49.01 (40)	48.83 (15)	20.81 (21)	23.68 (12)
27	Gail Pepin	309.86	83	0	0	0	37.33 (6)	22.06 (3)	6.26 (0)	16.54 (5)	14.03 (16)	28.01 (17)	25.33 (4)	18.33 (7)	45.77 (9)	48.87 (0)	16.18 (8)	31.15 (8)
28	James Updyke	310.62	112	3	1	0	25.32 (0)	18.66 (2)	7.82 (6)	15.90 (4)	11.99 (13)	31.37 (22)	23.01 (5)	27.50 (14)	56.49 (20)	53.36 (12)	19.34 (10)	19.86 (4)
29	Joel Summerlin	336.36	185	1	1	8	17.57 (2)	18.84 (5)	10.33 (1)	10.14 (0)	9.40 (10)	35.15 (25)	22.83 (8)	14.91 (5)	55.61 (68)	75.31 (35)	47.72 (23)	18.55 (3)
	Todd Malvezzi	DNF					20.66 (1)	19.23 (5)	7.98 (0)	9.56 (2)	9.61 (9)	22.36 (20)	19.92 (7)	20.81 (14)	52.67 (51)	44.00 (14)	(0)	(0)



2009 Florida IDPA State Championship February 27th - March 1st 2009

All Shooters

	Match Score	--Penalties--				Stage 1	Stage 2	Stage 3	Stage 4	Stage 5	Stage 6	Stage 7	Stage 8	Stage 9	Stage 10	Stage 11	Stage 12	
		PD	NT	PE	FN													
SSP - Marksman																		
1	Michael Phillips	237.94	56	1	1	0	18.03 (0)	16.28 (2)	11.65 (0)	12.38 (1)	7.57 (3)	27.69 (15)	21.60 (3)	20.61 (7)	42.17 (22)	28.28 (1)	11.73 (1)	19.95 (1)
2	Brad Bends	242.99	70	0	0	0	18.67 (2)	22.09 (3)	4.37 (0)	10.76 (0)	11.46 (12)	28.97 (13)	19.03 (5)	13.35 (4)	30.19 (8)	37.50 (5)	25.23 (13)	21.37 (5)
3	Van CronkHITE	254.60	79	1	2	0	21.94 (1)	21.18 (2)	4.51 (0)	9.95 (1)	9.47 (6)	31.55 (19)	18.32 (6)	20.06 (4)	31.98 (17)	48.54 (2)	14.63 (8)	22.47 (13)
4	Anthony Wojtyla	260.16	67	0	1	0	28.25 (0)	29.15 (3)	6.53 (0)	10.31 (0)	8.09 (5)	32.94 (18)	20.32 (2)	17.02 (0)	37.22 (26)	34.13 (0)	14.38 (7)	21.82 (6)
5	Denis Grealish	277.64	39	0	1	0	27.75 (1)	32.78 (2)	8.42 (0)	11.94 (0)	7.30 (3)	23.98 (9)	23.80 (2)	16.65 (2)	42.23 (13)	42.21 (1)	15.22 (2)	25.36 (4)
6	Marco Rosales	279.88	105	1	1	2	22.68 (3)	24.20 (7)	5.01 (0)	16.16 (0)	15.66 (12)	32.01 (23)	25.32 (10)	24.01 (12)	40.85 (25)	33.31 (1)	14.15 (9)	26.52 (3)
7	Greg Scott	290.35	189	0	0	2	19.70 (3)	16.73 (8)	7.12 (5)	14.80 (6)	9.23 (9)	48.13 (34)	18.81 (12)	15.18 (5)	59.44 (72)	40.78 (7)	17.26 (16)	23.17 (12)
8	John Grubb	291.38	114	0	1	2	25.17 (2)	27.28 (4)	6.32 (0)	12.18 (6)	12.96 (14)	30.22 (21)	24.36 (2)	14.23 (3)	40.88 (32)	45.56 (5)	30.12 (20)	22.10 (5)
9	Chris Wooten	297.42	63	0	2	0	35.42 (1)	23.84 (3)	10.61 (0)	13.46 (0)	13.14 (14)	28.38 (14)	21.60 (1)	19.99 (4)	37.48 (13)	43.35 (0)	22.16 (10)	27.99 (3)
10	Enrico Metzler	298.31	99	2	0	0	22.10 (0)	22.48 (2)	4.96 (0)	15.85 (1)	9.04 (5)	36.24 (19)	19.89 (6)	16.77 (4)	50.61 (34)	51.00 (5)	21.45 (11)	27.92 (12)
11	Seth Gersten	309.00	112	0	2	0	25.02 (0)	19.95 (2)	11.90 (0)	12.69 (0)	12.65 (11)	40.01 (21)	28.56 (3)	19.97 (3)	49.06 (36)	40.96 (8)	20.77 (13)	27.46 (15)
12	Larry Pomeroy	320.68	177	1	1	2	19.52 (3)	27.16 (10)	3.95 (0)	19.81 (6)	21.11 (22)	31.99 (26)	31.13 (13)	21.56 (14)	51.54 (48)	44.73 (2)	18.98 (17)	29.20 (16)
13	Aaron Butler	321.96	154	1	1	3	20.63 (2)	21.13 (5)	6.40 (0)	22.65 (5)	8.25 (6)	28.38 (15)	23.10 (13)	23.64 (11)	47.01 (49)	78.64 (22)	19.09 (15)	23.04 (11)
14	Joel Wilkins	323.40	186	0	1	3	22.09 (3)	22.20 (17)	10.26 (0)	15.55 (12)	15.22 (18)	42.54 (31)	24.17 (9)	27.50 (14)	53.78 (49)	53.56 (13)	17.32 (15)	19.21 (5)
15	Dan Force	323.49	117	0	4	0	31.16 (3)	28.46 (7)	7.43 (0)	13.95 (1)	12.84 (14)	30.56 (22)	24.57 (2)	31.13 (12)	49.39 (33)	39.52 (4)	19.42 (11)	35.06 (8)
16	Peter Diaz	323.84	193	1	2	1	23.98 (2)	25.92 (15)	7.83 (0)	28.96 (13)	9.39 (8)	30.62 (12)	22.78 (10)	18.75 (10)	67.61 (82)	32.46 (9)	30.55 (18)	24.99 (14)
17	Scott Whigham	325.18	74	0	3	0	27.69 (2)	29.36 (12)	7.89 (0)	13.98 (1)	11.45 (11)	28.82 (14)	27.87 (2)	24.43 (3)	46.30 (9)	50.60 (5)	19.94 (12)	36.85 (3)
18	Terri Strayer	331.31	108	0	1	2	28.66 (1)	31.43 (5)	11.05 (0)	22.32 (2)	25.83 (28)	38.41 (29)	22.72 (0)	19.24 (3)	37.03 (6)	41.22 (3)	20.43 (10)	32.97 (21)
19	Eddie Gomez	332.22	162	1	1	1	21.87 (0)	18.93 (4)	6.96 (0)	24.38 (16)	12.63 (15)	30.97 (31)	25.53 (10)	25.10 (6)	60.85 (58)	63.21 (7)	13.44 (8)	28.35 (7)
20	Mark Phinney	332.46	89	1	1	0	38.33 (0)	27.93 (11)	6.38 (0)	15.82 (1)	11.44 (11)	33.01 (15)	38.41 (2)	23.50 (4)	57.02 (26)	42.04 (4)	19.91 (14)	18.67 (1)
21	William Phillips	336.12	145	1	4	1	29.18 (7)	29.58 (10)	14.88 (0)	12.57 (3)	23.07 (26)	35.58 (15)	25.33 (7)	23.30 (11)	44.55 (36)	53.99 (7)	18.51 (13)	25.58 (10)
22	Kara Schmitt	340.33	110	0	2	2	36.73 (11)	23.40 (4)	9.90 (1)	14.52 (1)	22.27 (24)	30.21 (14)	27.87 (8)	23.38 (2)	50.06 (16)	57.53 (7)	14.14 (5)	30.32 (17)
23	Rene Badia	344.14	139	1	1	3	28.29 (6)	18.67 (3)	4.98 (0)	11.13 (6)	12.76 (11)	47.80 (29)	22.41 (12)	30.34 (9)	51.96 (36)	73.24 (6)	18.24 (12)	24.32 (9)
24	Dylan Price	346.39	129	1	2	1	36.39 (5)	28.72 (3)	5.82 (0)	15.01 (0)	12.27 (11)	44.37 (18)	22.60 (1)	17.65 (7)	54.93 (60)	59.76 (12)	20.88 (7)	27.99 (5)
25	Ronald Aytona	346.87	110	1	3	1	32.22 (0)	29.13 (0)	5.44 (0)	10.37 (1)	17.37 (24)	36.04 (26)	23.47 (4)	29.66 (7)	56.19 (24)	53.27 (4)	27.57 (16)	26.14 (4)
26	Eric Coberly	364.70	128	0	0	0	43.51 (21)	27.93 (5)	6.56 (0)	13.50 (0)	16.18 (22)	35.38 (19)	26.38 (6)	28.01 (9)	45.12 (28)	65.39 (1)	32.40 (12)	24.34 (5)
27	James Clark	366.27	193	1	2	6	27.20 (6)	24.86 (12)	5.37 (0)	20.80 (1)	20.66 (20)	49.36 (34)	26.89 (19)	24.28 (12)	46.26 (25)	54.09 (17)	30.32 (19)	36.18 (28)
28	William Balogh	370.51	126	3	0	0	31.48 (1)	35.05 (16)	6.45 (0)	34.87 (3)	16.24 (18)	28.45 (11)	32.20 (6)	22.67 (4)	60.35 (40)	49.45 (4)	25.84 (16)	27.46 (7)
29	Steve Slade	373.38	127	1	2	0	39.35 (1)	38.79 (16)	9.93 (1)	20.94 (11)	10.73 (10)	27.48 (13)	29.65 (11)	25.26 (9)	54.93 (30)	66.81 (2)	18.80 (13)	30.71 (10)
30	Dayton Zuccaro	386.13	145	0	2	0	34.03 (2)	39.94 (7)	7.55 (0)	16.61 (0)	8.45 (3)	42.20 (28)	29.45 (7)	29.56 (6)	70.05 (62)	56.38 (7)	21.55 (17)	30.36 (6)
31	Normand Ambrosy	387.74	138	1	0	1	37.50 (0)	37.13 (11)	7.47 (0)	18.94 (0)	15.99 (17)	39.64 (24)	33.63 (6)	32.95 (11)	64.30 (47)	51.52 (4)	17.33 (5)	31.34 (13)



2009 Florida IDPA State Championship

February 27th - March 1st 2009

All Shooters

	Match Score	--Penalties--				Stage 1	Stage 2	Stage 3	Stage 4	Stage 5	Stage 6	Stage 7	Stage 8	Stage 9	Stage 10	Stage 11	Stage 12
		PD	NT	PE	FN												
32 Margaret Biddle	406.74	136	1	1	4	34.15 (3)	34.08 (3)	8.79 (0)	24.24 (2)	13.73 (14)	43.83 (26)	27.38 (3)	38.45 (19)	54.33 (28)	68.90 (21)	23.35 (9)	35.51 (8)
33 Robert McKay	408.47	85	0	4	0	41.10 (1)	30.63 (10)	6.39 (0)	25.51 (2)	21.95 (11)	41.10 (13)	29.36 (6)	28.13 (6)	48.64 (21)	86.54 (1)	21.34 (10)	27.78 (4)
Daniel Corriveau	DNF					22.86 (2)	19.83 (5)	5.56 (0)	13.57 (0)	(0)	(0)	(0)	(0)	(0)	31.53 (3)	16.92 (11)	24.73 (16)
Jason Katz	DNF					30.76 (2)	33.90 (22)	5.26 (0)	12.63 (5)	15.93 (21)	29.15 (25)	20.45 (7)	26.05 (11)	59.34 (69)	53.41 (6)	15.47 (8)	35.92 (6)

SSP - Novice

1 Rebecca Sells	339.90	157	0	1	3	26.80 (4)	25.55 (4)	21.04 (10)	15.96 (2)	11.46 (9)	30.86 (24)	32.03 (14)	24.83 (9)	59.15 (53)	43.60 (3)	19.94 (14)	28.68 (11)
2 Ronald King	370.10	131	0	4	0	33.65 (2)	30.18 (5)	9.80 (0)	14.47 (2)	12.29 (11)	29.67 (24)	43.10 (10)	18.83 (6)	58.10 (44)	66.51 (7)	26.11 (18)	27.39 (2)
3 Johanna Franco	437.44	192	0	3	6	48.43 (11)	29.66 (14)	8.32 (0)	10.45 (2)	19.17 (18)	43.36 (20)	32.76 (6)	23.17 (7)	60.52 (57)	101.43 (28)	24.41 (17)	35.76 (12)
4 William Anderson	529.05	232	2	5	7	42.56 (1)	40.03 (28)	8.71 (3)	39.27 (21)	23.11 (24)	32.96 (15)	37.84 (9)	26.24 (6)	87.34 (57)	120.12 (31)	30.32 (18)	40.55 (19)

ESR - Enhanced Service Revolver

ESR - Sharpshooter

DC Robert Briggs	259.11	70	0	1	0	19.77 (3)	20.91 (7)	4.29 (1)	10.74 (6)	10.39 (9)	34.24 (18)	15.94 (0)	30.77 (3)	39.12 (12)	34.25 (3)	16.76 (3)	21.93 (5)
------------------	---------------	----	---	---	---	-----------	-----------	----------	-----------	-----------	------------	-----------	-----------	------------	-----------	-----------	-----------

ESR - Marksman

1 Darrell Sells	319.39	202	0	0	0	20.35 (8)	30.25 (25)	5.16 (0)	11.26 (2)	11.05 (11)	29.14 (18)	19.60 (12)	25.86 (14)	60.50 (59)	55.48 (13)	22.00 (19)	28.74 (21)
-----------------	---------------	-----	---	---	---	-----------	------------	----------	-----------	------------	------------	------------	------------	------------	------------	------------	------------

SSR - Stock Service Revolver

SSR - Master


DC Cliff Walsh	209.62	46	0	1	0	17.00 (0)	23.73 (1)	3.92 (0)	7.08 (0)	7.82 (6)	28.60 (9)	13.06 (3)	16.56 (4)	24.86 (6)	30.61 (2)	17.75 (8)	18.63 (7)
1 Steve Jones	213.53	77	0	0	1	22.53 (9)	23.91 (13)	3.71 (0)	8.36 (5)	9.78 (10)	22.12 (12)	13.91 (2)	15.25 (3)	26.94 (5)	35.40 (11)	13.98 (2)	17.64 (5)
2 Massad Ayoob	236.89	48	0	0	1	27.59 (4)	20.15 (0)	4.47 (0)	8.52 (0)	10.48 (10)	21.69 (7)	25.05 (7)	18.19 (3)	34.53 (6)	27.89 (1)	19.28 (8)	19.05 (2)

SSR - Expert

1 Scott Price	232.24	67	0	0	1	20.22 (0)	17.21 (6)	4.58 (0)	10.82 (5)	19.52 (17)	26.55 (20)	15.79 (2)	18.61 (3)	35.09 (10)	31.15 (3)	16.25 (1)	16.45 (0)
---------------	---------------	----	---	---	---	-----------	-----------	----------	-----------	------------	------------	-----------	-----------	------------	-----------	-----------	-----------

SSR - Sharpshooter


1 Lance Biddle	282.57	57	0	0	0	25.26 (5)	22.43 (1)	5.75 (0)	12.95 (1)	12.54 (11)	32.99 (9)	21.26 (8)	23.68 (6)	45.32 (6)	42.18 (1)	20.01 (7)	18.20 (2)
2 Randy Rogers	284.65	86	0	2	1	26.11 (1)	33.58 (17)	6.28 (0)	8.71 (1)	12.70 (14)	29.84 (19)	17.26 (2)	23.65 (1)	40.49 (23)	49.63 (1)	16.52 (4)	19.88 (3)
3 Brad Newton	293.46	91	0	2	0	27.94 (7)	25.89 (6)	4.83 (0)	12.32 (0)	15.81 (20)	33.47 (13)	19.98 (5)	22.44 (3)	40.29 (16)	42.48 (9)	24.54 (9)	23.47 (3)
4 Pat Bridges	345.55	109	0	1	1	34.83 (3)	27.79 (12)	9.17 (5)	10.48 (0)	16.63 (16)	46.29 (20)	20.92 (0)	30.67 (11)	36.07 (19)	66.95 (7)	21.87 (11)	23.88 (5)
5 Sally Jones	393.30	120	1	1	1	44.64 (6)	27.01 (8)	6.85 (0)	23.25 (9)	14.95 (17)	51.18 (25)	28.90 (7)	34.40 (8)	51.15 (12)	52.56 (8)	30.05 (13)	28.36 (7)



2009 Florida IDPA State Championship February 27th - March 1st 2009

All Shooters

	Match Score	--Penalties--				Stage 1	Stage 2	Stage 3	Stage 4	Stage 5	Stage 6	Stage 7	Stage 8	Stage 9	Stage 10	Stage 11	Stage 12	
		PD	NT	PE	FN													
SSR - Marksman																		
1	Steve Stritzinger	312.05	99	0	2	0	27.31 (1)	21.99 (8)	4.66 (0)	9.19 (0)	11.48 (12)	46.19 (16)	20.92 (7)	27.54 (6)	41.54 (17)	53.69 (7)	20.86 (12)	26.68 (13)
2	Daniel Crenshaw	352.09	119	0	0	0	32.78 (2)	22.54 (5)	5.37 (0)	11.19 (3)	8.09 (6)	48.09 (26)	26.21 (8)	26.40 (6)	48.96 (34)	54.17 (2)	39.22 (8)	29.07 (19)
3	Sean Watts	356.96	147	0	2	2	29.99 (4)	22.88 (5)	11.08 (0)	15.02 (6)	6.92 (4)	37.47 (14)	31.61 (13)	25.89 (4)	42.33 (24)	70.67 (25)	25.52 (13)	37.58 (35)



2009 Florida IDPA State Championship February 27th - March 1st 2009

All Shooters

Stage Descriptions


- Stage 1** - Air Marshal Saves The Day
- Stage 2** - Gator Country
- Stage 3** - Tickets
- Stage 4** - Hold The Phone!
- Stage 5** - Checkout
- Stage 6** - Hunt Camp
- Stage 7** - Cigar City
- Stage 8** - Mad Bomber
- Stage 9** - You Gotta Have Standards
- Stage 10** - The Law Offices of Pinellas Park
- Stage 11** - Putt Putt Bang Bang
- Stage 12** - Not Strong Hand/Weak Hand!

Total Match Penalties:

- Target Points Down (PD) - 18,020
- Hits on Non-Threats (NT) - 65
- Procedural Errors (PE) - 217
- Failures to Neutralize (FN) - 157
- Equipment Adjustments - 8

Key to Penalties:

- PD** = Target Points Down. Each point down adds 1/2 second to your score.
- NT** = Hit on Non Threat target. Each HNT adds 5 seconds to your score.
- PE** = Procedural Error. Each adds 3 seconds to your score.
- FN** = Failure to Neutralize (no hits in the 0 or -1 zone) Each adds 5 seconds to your score.



2009 Florida IDPA State Championship February 27th - March 1st 2009

All Shooters

Key to Abbreviations:

CDP = **Custom Defensive Pistol**, such as 1911. Must be .45 ACP with maximum magazine load of 8 rounds

ESP = **Enhanced Service Pistol**, single action or SA/DA such as H&K P7 or CZ-75 or Springfield XD

SSP = **Stock Service Pistol**, double action or 'Safe Action' such as Glock or SIG

ESR = **Enhanced Service Revolver**, rimmed or rimless ammo, full moon clip, power factor of 165,000

SSR = **Stock Service Revolver**, rimmed case ammo, no full moon clips

DNF = **Did Not Finish** **DQ** = **Disqualified**