

2009 CT State IDPA Championship October 3&4, 2009

All Shooters

CDP Champion: Mark Redl CDP - Master 165.00 (29)
 ESP Champion: Morgan Allen ESP - Master 172.36 (38)
 SSP Champion: Tom Yost SSP - Master 148.96 (13)
 ESR Champion: Michael Joffe ESR - Sharpshooter 260.53 (56)
 SSR Champion: Craig Buckland SSR - Master 192.65 (35)

High Senior: Tom Yost SSP - Master 148.96 (13)
 High Lady: Laura Torres-Reyes SSP - Expert 208.15 (53)
 High Law Enforcement: Lewis Gordon ESP - Expert 177.84 (37)
 High Industry: Tom Yost SSP - Master 148.96 (13)
 High Military: Russell Miller SSP - Expert 207.61 (57)
 Most Accurate: Travis Yeknom ESP - Novice 477.00 (0)

Match --- Penalties ---

Score PD NT PE FN FTDR Stage 1 Stage 2 Stage 3 Stage 4 Stage 5 Stage 6 Stage 7 Stage 8 Stage 9 Stage 10 Stage 11 Stage 12


CDP - Custom Defensive Pistol

CDP - Master

| DC | Name | Score | PD | NT | PE | FN | FTDR | Stage 1 | Stage 2 | Stage 3 | Stage 4 | Stage 5 | Stage 6 | Stage 7 | Stage 8 | Stage 9 | Stage 10 | Stage 11 | Stage 12 |
|----|--------------------|---------------|----|----|----|----|------|------------|-----------|-----------|------------|------------|-----------------|------------|-----------|-----------|-----------|-----------------|-----------|
| DC | Redl, Mark | 165.00 | 29 | 0 | 0 | 0 | 0 | 17.19 (4) | 10.58 (2) | 19.02 (1) | 7.38 (3) | 12.02 (5) | 10.86 (1) | 17.58 (2) | 19.53 (2) | 9.77 (2) | 10.45 (2) | 16.08 (3) | 14.54 (2) |
| 1 | Gelberger, Gene | 181.87 | 39 | 0 | 1 | 0 | 0 | 21.41 (11) | 10.67 (1) | 23.26 (2) | 5.52 (0) | 10.68 (3) | 15.35 (4) | 19.55 (3) | 16.56 (1) | 10.86 (2) | 16.03 (8) | 13.59(0) | 18.39 (4) |
| 2 | Alexander, Michael | 206.39 | 57 | 1 | 1 | 0 | 0 | 21.85 (1) | 10.47 (0) | 23.87 (1) | 17.97 (17) | 13.18 (5) | 13.60 (2) | 24.78 (10) | 20.76 (2) | 9.92 (1) | 15.83 (8) | 19.61 (9) | 14.55 (1) |
| 3 | Shalter, Scott | 219.96 | 86 | 0 | 0 | 3 | 0 | 21.81 (3) | 11.83 (2) | 33.37 (8) | 6.97 (2) | 45.03 (55) | 10.27(1) | 16.32 (1) | 20.81 (3) | 10.55 (5) | 10.81 (2) | 18.12 (3) | 14.07 (1) |

CDP - Expert

| | | | | | | | | | | | | | | | | | | | |
|---|----------------|---------------|-----|---|---|---|---|-----------|-----------|------------|------------|------------|-----------|-----------|------------|------------|------------|------------|-----------|
| 1 | Linskey, Joe | 186.98 | 37 | 0 | 0 | 0 | 0 | 22.35 (2) | 11.04 (1) | 23.96 (3) | 8.29 (2) | 13.09 (3) | 12.32 (0) | 19.11 (2) | 18.22 (2) | 12.60 (7) | 14.61 (8) | 17.55 (6) | 13.84 (1) |
| 2 | Steskla, Brian | 192.45 | 33 | 0 | 1 | 0 | 0 | 24.63 (7) | 11.40 (3) | 25.50 (1) | 6.81 (3) | 11.52 (1) | 15.12 (0) | 18.33 (0) | 18.88 (2) | 10.95 (4) | 15.15 (5) | 19.22 (7) | 14.94 (0) |
| 3 | Rios, Fred | 203.48 | 38 | 1 | 1 | 0 | 0 | 23.71 (1) | 10.82 (1) | 23.47 (2) | 10.33 (10) | 16.04 (7) | 13.28 (0) | 19.52 (0) | 17.55 (1) | 12.45 (3) | 14.15 (2) | 26.47 (9) | 15.69 (2) |
| 4 | Bold, David | 205.33 | 41 | 0 | 0 | 0 | 0 | 27.16 (8) | 12.74 (5) | 26.00 (0) | 6.22 (1) | 15.09 (7) | 14.67 (3) | 22.71 (4) | 18.42 (2) | 11.02 (1) | 14.88 (5) | 22.01 (3) | 14.41 (2) |
| 5 | Johnston, Paul | 211.76 | 54 | 0 | 0 | 0 | 0 | 22.67 (1) | 12.83 (1) | 29.94 (1) | 7.91 (1) | 14.07 (5) | 14.66 (2) | 20.80 (0) | 22.28 (12) | 14.73 (9) | 15.37 (11) | 18.94 (8) | 17.56 (3) |
| 6 | Bast, Thomas | 216.26 | 60 | 0 | 0 | 0 | 0 | 24.70 (7) | 13.14 (1) | 29.30 (5) | 7.13 (2) | 15.04 (3) | 14.55 (3) | 23.48 (9) | 18.73 (1) | 11.58 (4) | 20.38 (16) | 20.08 (6) | 18.15 (3) |
| 7 | Moysey, Steve | 254.94 | 89 | 1 | 1 | 0 | 0 | 30.41 (5) | 13.72 (1) | 34.92 (9) | 9.08 (6) | 20.68 (10) | 21.57 (7) | 21.82 (2) | 23.09 (13) | 14.01 (7) | 19.07 (14) | 28.33 (13) | 18.24 (2) |
| 8 | Dwyer, Robert | 325.40 | 102 | 2 | 2 | 2 | 1 | 35.26 (8) | 13.32 (1) | 46.57 (16) | 7.65 (1) | 17.79 (10) | 22.34 (4) | 47.45 (9) | 37.84 (13) | 19.05 (15) | 17.19 (8) | 34.21 (15) | 26.73 (2) |
| | Allen, Charles | DQ | | | | | | | | | | | | | | | | | |



2009 CT State IDPA Championship October 3&4, 2009

All Shooters

Match --- Penalties ---
Score PD NT PE FN FTDR Stage 1 Stage 2 Stage 3 Stage 4 Stage 5 Stage 6 Stage 7 Stage 8 Stage 9 Stage 10 Stage 11 Stage 12

CDP - Sharpshooter

| | | | | | | | | | | | | | | | | | | | |
|---|----------------------|---------------|-----|---|---|---|---|------------|-----------|-----------|-----------|------------|------------|------------|------------|------------|------------|------------|-----------|
| 1 | Stettmeier, Edward | 229.02 | 45 | 0 | 1 | 1 | 0 | 24.21 (2) | 12.83 (1) | 25.13 (2) | 9.07 (6) | 13.52 (3) | 15.39 (2) | 23.12 (0) | 26.91 (7) | 26.13 (14) | 18.22 (7) | 15.88 (1) | 18.61 (0) |
| 2 | Greski, Leonard | 233.81 | 58 | 2 | 1 | 0 | 0 | 28.77 (6) | 12.97 (3) | 31.06 (5) | 6.16 (1) | 14.90 (5) | 14.81 (1) | 22.65 (5) | 20.25 (3) | 15.90 (7) | 13.78 (5) | 33.17 (15) | 19.39 (2) |
| 3 | Janazzo, Kevin | 252.98 | 67 | 0 | 2 | 0 | 0 | 32.58 (5) | 14.82 (0) | 26.08 (1) | 10.45 (7) | 16.75 (10) | 19.10 (4) | 20.27 (4) | 35.85 (12) | 16.02 (7) | 23.12 (8) | 18.79 (4) | 19.15 (5) |
| 4 | Thorpe, Bill | 279.68 | 92 | 1 | 0 | 0 | 0 | 34.00 (9) | 13.85 (0) | 33.87 (2) | 11.13 (3) | 24.52 (8) | 19.36 (3) | 27.87 (9) | 21.12 (8) | 25.15 (13) | 21.82 (11) | 27.55 (20) | 19.44 (6) |
| 5 | Bentley, Austin | 287.79 | 97 | 1 | 1 | 0 | 0 | 27.74 (7) | 29.06 (2) | 30.97 (0) | 8.92 (7) | 16.55 (11) | 18.66 (4) | 27.90 (6) | 28.99 (8) | 19.20 (15) | 24.46 (17) | 34.54 (20) | 20.80 (0) |
| 6 | DiNunzio, Michael | 289.80 | 83 | 1 | 1 | 1 | 0 | 36.22 (19) | 17.69 (1) | 41.20 (2) | 9.29 (1) | 17.20 (5) | 20.33 (3) | 27.24 (3) | 32.35 (8) | 17.80 (13) | 17.49 (5) | 34.99 (23) | 18.00 (0) |
| 7 | Williams, Tom | 291.33 | 57 | 2 | 2 | 0 | 0 | 35.91 (3) | 15.95 (1) | 35.98 (3) | 9.47 (0) | 22.33 (12) | 21.77 (1) | 31.67 (2) | 26.64 (4) | 13.83 (3) | 19.46 (10) | 34.95 (17) | 23.37 (1) |
| 8 | Burris, Roger | 294.10 | 102 | 1 | 1 | 1 | 0 | 32.35 (7) | 17.97 (4) | 42.02 (3) | 10.38 (2) | 24.23 (9) | 18.65 (1) | 31.97 (17) | 27.45 (5) | 24.20 (24) | 17.85 (6) | 28.95 (20) | 18.08 (4) |
| 9 | Mashkovich, Vlanimir | 303.20 | 101 | 4 | 1 | 0 | 0 | 34.62 (6) | 15.01 (5) | 33.55 (1) | 8.88 (3) | 22.31 (9) | 21.43 (11) | 33.38 (7) | 32.66 (4) | 26.70 (15) | 19.21 (13) | 37.08 (25) | 18.37 (2) |

CDP - Marksman

| | | | | | | | | | | | | | | | | | | | |
|---|----------------------|---------------|-----|---|---|---|---|------------|-----------|------------|------------|------------|------------|------------|------------|------------|------------|------------|-----------|
| 1 | Hopper, Timothy | 260.31 | 48 | 2 | 0 | 0 | 0 | 27.16 (2) | 14.75 (0) | 32.74 (2) | 7.15 (0) | 23.11 (8) | 18.65 (4) | 24.50 (1) | 20.68 (1) | 15.38 (8) | 15.79 (1) | 35.13 (18) | 25.27 (3) |
| 2 | Donovan, Robert | 280.78 | 142 | 2 | 1 | 1 | 0 | 27.34 (10) | 14.51 (2) | 45.94 (16) | 8.23 (6) | 18.25 (10) | 19.70 (7) | 20.90 (11) | 30.84 (15) | 20.61 (21) | 22.79 (18) | 30.78 (17) | 20.89 (9) |
| 3 | Kyruschenko, Michael | 300.03 | 119 | 2 | 2 | 0 | 0 | 35.15 (8) | 20.02 (2) | 35.35 (14) | 12.76 (16) | 18.18 (8) | 30.84 (6) | 26.63 (8) | 28.01 (3) | 23.29 (26) | 22.05 (11) | 27.43 (14) | 20.32 (3) |
| 4 | Blow, Jamie | 301.10 | 102 | 4 | 3 | 0 | 0 | 41.56 (10) | 23.98 (1) | 37.95 (4) | 10.44 (11) | 25.37 (12) | 22.98 (6) | 25.91 (8) | 23.29 (8) | 24.55 (20) | 19.34 (14) | 22.19 (2) | 23.54 (6) |
| 5 | Saniuk, Peter | 340.71 | 132 | 2 | 2 | 4 | 0 | 52.15 (18) | 16.15 (3) | 37.88 (9) | 7.90 (1) | 22.51 (11) | 25.44 (0) | 29.14 (11) | 31.20 (13) | 37.97 (31) | 32.49 (17) | 28.89 (11) | 18.99 (7) |
| 6 | Nair, Everett | 353.12 | 109 | 0 | 1 | 0 | 0 | 39.42 (7) | 22.00 (4) | 44.43 (10) | 10.98 (9) | 20.06 (7) | 23.41 (11) | 44.86 (12) | 40.46 (7) | 26.20 (14) | 21.00 (4) | 30.55 (22) | 29.75 (2) |
| 7 | Dinho, Gary | 359.61 | 138 | 2 | 1 | 1 | 0 | 42.19 (17) | 21.65 (1) | 45.05 (3) | 9.51 (1) | 26.20 (3) | 24.24 (11) | 32.44 (20) | 35.36 (8) | 28.45 (36) | 25.71 (20) | 38.46 (15) | 30.35 (3) |


CDP - Novice

| | | | | | | | | | | | | | | | | | | | |
|---|----------------|---------------|-----|---|---|---|---|------------|-----------|------------|-----------|------------|-----------|------------|------------|------------|------------|------------|-----------|
| 1 | Edwards, Larry | 469.83 | 206 | 2 | 0 | 4 | 0 | 72.04 (18) | 30.73 (9) | 83.81 (17) | 10.39 (3) | 27.78 (16) | 25.17 (6) | 38.19 (20) | 37.08 (17) | 35.47 (30) | 37.90 (36) | 42.03 (29) | 29.24 (5) |
|---|----------------|---------------|-----|---|---|---|---|------------|-----------|------------|-----------|------------|-----------|------------|------------|------------|------------|------------|-----------|

ESP - Enhanced Service Pistol

ESP - Master


| | | | | | | | | | | | | | | | | | | | |
|----|------------------|---------------|----|---|---|---|---|-----------|-----------|------------|----------------|----------------|-----------|-----------------|-----------------|------------|-----------|-----------|------------|
| DC | Allen, Morgan | 172.36 | 38 | 0 | 1 | 0 | 0 | 17.74 (1) | 11.34 (1) | 18.75 (5) | 16.76 (5) | 13.84 (8) | 12.32 (4) | 14.87 (0) | 14.82(2) | 10.09 (2) | 10.41 (1) | 16.85 (4) | 14.57 (5) |
| 1 | Szczygiel, Chris | 174.33 | 53 | 0 | 0 | 0 | 0 | 19.03 (6) | 11.55 (2) | 19.46 (2) | 4.09(0) | 8.20(1) | 13.22 (2) | 23.26 (15) | 16.30 (2) | 12.38 (10) | 14.16 (8) | 15.41 (1) | 17.27 (4) |
| 2 | Botelho, Scott | 185.48 | 60 | 2 | 1 | 0 | 0 | 19.57 (9) | 10.65 (1) | 17.61 (1) | 20.61 (18) | 10.96 (1) | 10.84 (0) | 13.90(2) | 21.88 (10) | 11.01 (5) | 11.41 (5) | 19.42 (5) | 17.62 (3) |
| 3 | Drager, Doug | 188.45 | 55 | 1 | 1 | 0 | 0 | 18.61 (4) | 12.65 (3) | 20.65 (4) | 12.58 (9) | 20.90 (7) | 11.63 (1) | 14.52 (4) | 18.24 (3) | 11.44 (4) | 12.40 (2) | 15.54 (3) | 19.29 (11) |
| 4 | Keefe, Michael | 195.82 | 67 | 0 | 4 | 0 | 0 | 18.46 (9) | 11.19 (0) | 29.86 (11) | 4.54 (0) | 17.58 (11) | 12.18 (2) | 15.22 (2) | 19.07 (4) | 14.42 (9) | 12.45 (6) | 19.01 (4) | 21.84 (9) |



2009 CT State IDPA Championship October 3&4, 2009

All Shooters

| | Match Score | --- Penalties --- | | | | | Stage 1 | Stage 2 | Stage 3 | Stage 4 | Stage 5 | Stage 6 | Stage 7 | Stage 8 | Stage 9 | Stage 10 | Stage 11 | Stage 12 | |
|---------------------|---------------------|-------------------|-----|----|----|------|---------|------------|-----------|------------|------------|------------|------------|------------|------------|------------|------------|------------|-----------|
| | | PD | NT | PE | FN | FTDR | | | | | | | | | | | | | |
| ESP - Expert | | | | | | | | | | | | | | | | | | | |
| 1 | Gordon, Lewis | 177.84 | 37 | 0 | 1 | 0 | 0 | 19.98 (3) | 15.26 (1) | 18.53 (0) | 6.81 (5) | 10.67 (2) | 13.00 (3) | 16.35 (1) | 17.67 (2) | 12.88 (6) | 15.63 (7) | 17.02 (5) | 14.04 (2) |
| 2 | Robertson, Terrance | 182.32 | 39 | 0 | 0 | 0 | 0 | 21.82 (2) | 10.59 (0) | 19.54 (6) | 5.90 (2) | 15.87 (9) | 12.12 (2) | 16.70 (3) | 17.15 (2) | 11.11 (3) | 16.32 (4) | 17.99 (5) | 17.21 (1) |
| 3 | Solimini, Dave | 189.27 | 51 | 1 | 0 | 0 | 0 | 21.98 (10) | 11.17 (2) | 17.20 (0) | 5.67 (0) | 16.24 (10) | 14.52 (0) | 16.53 (3) | 25.69 (12) | 11.86 (4) | 15.72 (4) | 16.96 (2) | 15.73 (4) |
| 4 | Rueffert, Ken | 195.08 | 49 | 0 | 1 | 0 | 0 | 26.85 (7) | 10.84 (0) | 20.04 (1) | 6.33 (6) | 17.63 (8) | 15.96 (4) | 18.16 (4) | 15.85 (3) | 10.80 (4) | 16.43 (6) | 18.89 (3) | 17.30 (3) |
| 5 | Onofreo, John | 197.70 | 32 | 0 | 0 | 0 | 0 | 22.77 (1) | 13.22 (2) | 25.93 (4) | 9.86 (2) | 13.41 (2) | 13.44 (3) | 17.61 (3) | 22.17 (6) | 11.74 (3) | 12.76 (2) | 17.06 (3) | 17.73 (1) |
| 6 | Nuttelman, J.J. | 200.16 | 50 | 1 | 1 | 0 | 0 | 21.23 (8) | 12.67 (0) | 23.29 (3) | 7.44 (3) | 11.89 (2) | 13.45 (1) | 16.27 (1) | 19.39 (5) | 11.60 (4) | 14.13 (7) | 32.94 (13) | 15.86 (3) |
| 7 | Davoli, Ralph | 203.20 | 53 | 2 | 0 | 0 | 0 | 25.20 (14) | 10.31 (0) | 34.59 (8) | 6.64 (1) | 12.10 (4) | 12.04 (2) | 17.11 (2) | 18.68 (1) | 11.11 (5) | 14.06 (6) | 24.67 (9) | 16.69 (1) |
| 8 | Rudko, Taras | 207.93 | 46 | 2 | 0 | 0 | 0 | 22.01 (6) | 11.47 (1) | 28.38 (3) | 5.77 (0) | 19.84 (7) | 14.34 (4) | 24.02 (1) | 18.83 (4) | 14.25 (12) | 14.64 (3) | 16.10 (1) | 18.28 (4) |
| 9 | Paul, Jason | 210.73 | 52 | 1 | 2 | 0 | 0 | 22.48 (6) | 10.77 (1) | 22.93 (5) | 7.45 (1) | 20.31 (7) | 15.76 (1) | 23.35 (11) | 17.78 (4) | 12.58 (3) | 15.02 (0) | 18.74 (8) | 23.56 (5) |
| 10 | Haberern, John | 217.09 | 103 | 0 | 0 | 2 | 0 | 25.27 (8) | 11.81 (1) | 30.94 (14) | 12.96 (16) | 22.00 (12) | 12.43 (4) | 14.21 (1) | 24.15 (20) | 14.13 (7) | 13.00 (8) | 18.14 (7) | 18.05 (5) |
| 11 | Korytko, Tony | 219.77 | 60 | 0 | 2 | 0 | 0 | 22.26 (3) | 15.70 (1) | 26.42 (1) | 8.63 (3) | 14.82 (7) | 15.90 (3) | 18.78 (4) | 24.26 (7) | 13.59 (7) | 18.19 (10) | 21.09 (13) | 20.13 (1) |
| 12 | Pastrana, Joe | 221.40 | 61 | 1 | 0 | 0 | 0 | 23.17 (5) | 25.14 (8) | 24.21 (5) | 7.24 (0) | 15.11 (2) | 15.95 (5) | 19.31 (1) | 21.04 (2) | 12.70 (5) | 18.07 (15) | 22.20 (10) | 17.26 (3) |
| 13 | Reitz, Eddie | 221.66 | 84 | 2 | 2 | 0 | 0 | 22.55 (9) | 11.14 (1) | 20.91 (5) | 10.02 (3) | 11.60 (5) | 16.15 (9) | 19.95 (4) | 15.04 (2) | 12.47 (6) | 22.49 (15) | 40.65 (18) | 18.69 (7) |
| 14 | Colon, Ralph | 221.88 | 67 | 0 | 1 | 0 | 0 | 22.45 (2) | 15.66 (2) | 24.51 (5) | 7.64 (2) | 16.18 (3) | 18.68 (15) | 20.67 (5) | 21.12 (2) | 11.20 (3) | 18.31 (10) | 27.36 (17) | 18.10 (1) |
| 15 | Picard, Ted | 228.84 | 80 | 1 | 0 | 0 | 0 | 21.40 (7) | 13.85 (4) | 22.86 (2) | 5.72 (1) | 23.89 (9) | 17.55 (5) | 19.57 (4) | 22.64 (3) | 16.03 (11) | 21.66 (9) | 25.14 (22) | 18.53 (3) |
| 16 | Lafreniere, Judith | 233.72 | 77 | 2 | 0 | 0 | 0 | 23.58 (5) | 14.69 (2) | 23.29 (5) | 10.81 (2) | 25.43 (11) | 15.34 (2) | 20.42 (3) | 18.55 (3) | 16.38 (16) | 14.13 (9) | 30.96 (14) | 20.14 (5) |



2009 CT State IDPA Championship October 3&4, 2009

All Shooters

| | Match Score | --- Penalties --- | | | | | Stage 1 | Stage 2 | Stage 3 | Stage 4 | Stage 5 | Stage 6 | Stage 7 | Stage 8 | Stage 9 | Stage 10 | Stage 11 | Stage 12 |
|---------------------------|----------------|-------------------|----|----|----|------|------------|------------|------------|------------|------------|------------|-----------|------------|------------|------------|------------|------------|
| | | PD | NT | PE | FN | FTDR | | | | | | | | | | | | |
| ESP - Sharpshooter | | | | | | | | | | | | | | | | | | |
| 1 Healy, Andrew | 215.58 | 88 | 2 | 0 | 0 | 0 | 19.14 (5) | 24.57 (15) | 19.79 (3) | 6.77 (3) | 13.12 (3) | 13.31 (2) | 19.77 (8) | 19.42 (6) | 20.88 (14) | 15.52 (11) | 26.34 (12) | 16.95 (6) |
| 2 Burek, Mike | 221.17 | 52 | 1 | 0 | 0 | 0 | 25.23 (5) | 11.33 (0) | 23.50 (0) | 8.39 (0) | 15.08 (5) | 17.97 (3) | 18.30 (0) | 19.29 (3) | 11.57 (3) | 17.74 (7) | 29.16 (15) | 23.61 (11) |
| 3 Currier, Chris | 221.85 | 80 | 0 | 0 | 0 | 0 | 32.48 (12) | 12.48 (0) | 22.35 (2) | 5.18 (2) | 17.55 (10) | 14.74 (3) | 20.02 (9) | 24.57 (6) | 20.77 (13) | 13.23 (3) | 23.39 (19) | 15.09 (1) |
| 4 Martin, Jim | 227.78 | 74 | 0 | 1 | 0 | 0 | 21.14 (8) | 14.51 (4) | 30.74 (4) | 6.41 (1) | 21.07 (13) | 18.88 (8) | 17.17 (2) | 24.35 (4) | 13.04 (5) | 15.62 (7) | 27.56 (15) | 17.29 (3) |
| 5 Hogan, Mark | 235.03 | 107 | 1 | 1 | 1 | 0 | 23.23 (4) | 14.02 (2) | 25.87 (8) | 8.56 (4) | 14.28 (9) | 23.43 (7) | 18.17 (6) | 19.96 (5) | 22.78 (20) | 20.97 (21) | 22.70 (16) | 21.06 (5) |
| 6 Eller, David | 251.03 | 43 | 2 | 1 | 0 | 0 | 28.53 (1) | 14.87 (2) | 29.55 (1) | 9.56 (0) | 26.99 (11) | 15.99 (4) | 23.36 (1) | 25.12 (0) | 14.03 (3) | 17.95 (3) | 21.03 (13) | 24.05 (4) |
| 7 Healy, John | 252.29 | 84 | 1 | 2 | 0 | 0 | 22.95 (4) | 15.91 (5) | 26.40 (5) | 11.73 (6) | 17.31 (7) | 19.10 (10) | 20.72 (7) | 27.82 (1) | 15.63 (16) | 21.38 (13) | 17.31 (3) | 36.03 (7) |
| 8 Weldon, Glenn | 256.47 | 73 | 1 | 1 | 0 | 0 | 29.05 (9) | 16.93 (5) | 28.58 (4) | 11.44 (5) | 19.65 (5) | 24.36 (6) | 21.06 (3) | 20.75 (8) | 17.06 (10) | 21.64 (3) | 22.87 (12) | 23.08 (3) |
| 9 Schafhausen, Thomas | 257.71 | 49 | 0 | 0 | 0 | 0 | 25.52 (3) | 15.18 (1) | 44.60 (2) | 7.01 (1) | 20.52 (8) | 18.81 (4) | 31.09 (7) | 23.59 (3) | 13.38 (9) | 15.39 (1) | 21.93 (4) | 20.69 (6) |
| 10 Hedlund, Bob | 259.29 | 63 | 0 | 0 | 1 | 0 | 26.84 (7) | 18.17 (1) | 50.70 (8) | 7.48 (1) | 20.40 (10) | 15.17 (0) | 21.40 (3) | 23.05 (2) | 15.15 (13) | 15.73 (8) | 21.44 (2) | 23.76 (8) |
| 11 Tisack, James | 261.89 | 112 | 2 | 0 | 3 | 0 | 20.67 (8) | 11.09 (0) | 48.11 (11) | 26.09 (26) | 17.90 (11) | 20.07 (2) | 19.02 (5) | 19.72 (7) | 15.93 (13) | 23.15 (17) | 24.22 (9) | 15.92 (3) |
| 12 Netinho, Richard | 268.89 | 63 | 0 | 0 | 0 | 0 | 30.06 (5) | 16.97 (2) | 33.31 (2) | 10.94 (1) | 23.68 (6) | 23.20 (3) | 20.73 (7) | 25.20 (14) | 14.73 (5) | 19.94 (7) | 24.89 (4) | 25.24 (7) |
| 13 Viveiros, Fred | 286.97 | 66 | 0 | 0 | 0 | 0 | 32.24 (5) | 19.08 (2) | 54.82 (6) | 13.73 (6) | 26.72 (15) | 23.55 (3) | 25.65 (9) | 23.24 (9) | 14.23 (4) | 14.59 (2) | 20.41 (3) | 18.71 (2) |
| 14 Kaminski, Paul | 326.12 | 72 | 1 | 0 | 1 | 0 | 38.59 (5) | 20.20 (0) | 41.28 (12) | 11.07 (2) | 26.38 (7) | 25.44 (0) | 27.29 (5) | 29.03 (0) | 19.56 (8) | 28.01 (5) | 32.43 (27) | 26.84 (1) |


ESP - Marksman

| | | | | | | | | | | | | | | | | | | |
|--------------------|---------------|-----|---|---|---|---|------------|-----------|------------|----------|------------|-----------|------------|------------|------------|------------|------------|-----------|
| 1 Davis, Justin | 245.47 | 73 | 2 | 0 | 1 | 0 | 24.83 (12) | 17.65 (1) | 53.57 (23) | 7.49 (0) | 17.46 (8) | 15.11 (0) | 18.06 (4) | 22.29 (5) | 11.07 (3) | 20.46 (10) | 18.50 (5) | 18.98 (2) |
| 2 Patient, Matt | 247.85 | 85 | 0 | 0 | 0 | 0 | 34.23 (18) | 15.69 (1) | 29.34 (2) | 6.59 (2) | 25.00 (19) | 18.02 (4) | 23.89 (12) | 24.78 (10) | 13.78 (7) | 17.90 (3) | 18.31 (5) | 20.32 (2) |
| 3 Doti, Dennis | 257.12 | 63 | 3 | 1 | 0 | 0 | 25.22 (3) | 16.52 (1) | 32.29 (1) | 7.00 (0) | 24.31 (10) | 22.88 (1) | 20.07 (4) | 24.48 (1) | 22.16 (28) | 19.32 (8) | 24.61 (5) | 18.26 (1) |
| 4 Bourgeois, Scott | 264.23 | 86 | 2 | 2 | 0 | 0 | 24.86 (8) | 19.10 (2) | 30.79 (6) | 6.57 (3) | 28.49 (11) | 16.17 (2) | 24.27 (9) | 28.11 (8) | 16.89 (7) | 22.62 (19) | 21.16 (7) | 25.20 (4) |
| 5 Merrow, Michael | 272.14 | 91 | 0 | 2 | 0 | 0 | 29.18 (8) | 15.97 (0) | 31.20 (5) | 8.12 (0) | 18.77 (4) | 21.75 (3) | 22.15 (7) | 26.15 (6) | 22.41 (19) | 24.35 (18) | 29.95 (17) | 22.14 (4) |
| 6 Kappel, Bob | 290.98 | 100 | 0 | 0 | 1 | 0 | 33.33 (7) | 15.89 (0) | 48.57 (17) | 9.94 (8) | 22.06 (8) | 20.51 (2) | 22.68 (5) | 27.01 (6) | 18.24 (9) | 24.84 (20) | 27.47 (16) | 20.44 (2) |
| 7 Todd, John | 317.63 | 120 | 3 | 0 | 1 | 0 | 36.07 (3) | 20.68 (5) | 39.69 (7) | 8.92 (3) | 27.44 (7) | 21.29 (1) | 33.47 (15) | 33.54 (13) | 15.33 (8) | 28.12 (23) | 31.74 (32) | 21.34 (3) |

ESP - Novice

| | | | | | | | | | | | | | | | | | | |
|------------------|---------------|---|---|---|---|---|-----------|-----------|-----------|-----------|-----------|-----------|-----------|-----------|-----------|-----------|-----------|-----------|
| 1 Yeknom, Travis | 477.00 | 0 | 0 | 0 | 0 | 0 | 48.00 (0) | 42.00 (0) | 54.00 (0) | 18.00 (0) | 36.00 (0) | 36.00 (0) | 54.00 (0) | 42.00 (0) | 36.00 (0) | 36.00 (0) | 39.00 (0) | 36.00 (0) |
|------------------|---------------|---|---|---|---|---|-----------|-----------|-----------|-----------|-----------|-----------|-----------|-----------|-----------|-----------|-----------|-----------|


SSP - Stock Service Pistol



2009 CT State IDPA Championship October 3&4, 2009

All Shooters

| | Match Score | --- Penalties --- | | | | | Stage 1 | Stage 2 | Stage 3 | Stage 4 | Stage 5 | Stage 6 | Stage 7 | Stage 8 | Stage 9 | Stage 10 | Stage 11 | Stage 12 |
|-----------------------|----------------|-------------------|----|----|----|------|-----------------|-----------------|-----------------|-----------|------------|------------|------------|------------|----------------|------------|------------|-----------------|
| | | PD | NT | PE | FN | FTDR | | | | | | | | | | | | |
| SSP - Master | | | | | | | | | | | | | | | | | | |
| DC Yost, Tom | 148.96 | 13 | 0 | 0 | 0 | 0 | 16.75(1) | 10.44 (0) | 15.66(0) | 5.14 (2) | 10.18 (1) | 12.98 (1) | 15.17 (0) | 15.93 (2) | 9.70 (0) | 9.71 (3) | 14.16 (2) | 13.14(1) |
| 1 Dolio, David | 158.68 | 32 | 0 | 0 | 0 | 0 | 20.46 (6) | 11.63 (0) | 15.67 (1) | 9.04 (5) | 12.54 (7) | 11.74 (2) | 15.02 (2) | 15.90 (1) | 8.45(1) | 10.45 (3) | 14.55 (2) | 13.23 (2) |
| 2 Redl, Todd | 165.27 | 30 | 0 | 2 | 0 | 0 | 17.23 (4) | 10.29(3) | 20.79 (2) | 5.42 (0) | 10.24 (1) | 12.63 (5) | 14.63 (2) | 18.84 (2) | 9.88 (2) | 12.68 (2) | 15.75 (4) | 16.89 (3) |
| 3 Masselli, Michael | 176.29 | 42 | 0 | 0 | 0 | 0 | 18.89 (3) | 10.44 (1) | 20.18 (6) | 6.14 (3) | 14.76 (5) | 15.14 (1) | 14.62 (2) | 18.50 (4) | 12.02 (6) | 13.24 (2) | 17.11 (6) | 15.25 (3) |
| 4 Gosselin, Greg | 187.45 | 54 | 0 | 2 | 0 | 0 | 23.08 (7) | 17.28 (5) | 19.36 (1) | 7.34 (0) | 13.55 (6) | 14.94 (4) | 17.31 (8) | 17.88 (1) | 9.79 (2) | 14.97 (8) | 17.59 (7) | 14.36 (5) |
| SSP - Expert | | | | | | | | | | | | | | | | | | |
| 1 Ellwanger, Chris | 175.37 | 33 | 0 | 1 | 0 | 0 | 17.02 (4) | 12.55 (1) | 21.93 (2) | 6.30 (1) | 13.09 (4) | 13.25 (1) | 16.14 (3) | 16.25 (1) | 10.84 (3) | 11.74 (5) | 17.79 (7) | 18.47 (1) |
| 2 Bourgeois, Keith | 186.29 | 55 | 0 | 1 | 0 | 0 | 19.59 (4) | 13.15 (5) | 24.60 (4) | 6.64 (3) | 13.04 (6) | 13.88 (2) | 18.11 (6) | 17.73 (5) | 12.10 (5) | 12.92 (7) | 17.40 (6) | 17.13 (2) |
| 3 MacGray, Andrew | 204.54 | 60 | 1 | 0 | 1 | 0 | 25.04 (5) | 11.03 (0) | 23.29 (0) | 5.55 (0) | 13.68 (2) | 14.27 (1) | 16.10 (1) | 25.45 (14) | 13.61 (12) | 13.20 (6) | 27.59 (19) | 15.73 (0) |
| 4 Miller, Russell | 207.61 | 57 | 2 | 2 | 0 | 0 | 21.16 (9) | 10.75 (0) | 26.86 (5) | 8.38 (7) | 15.50 (1) | 22.80 (9) | 25.59 (11) | 17.17 (2) | 13.30 (7) | 14.41 (4) | 15.55 (2) | 16.14 (0) |
| 5 Torres-Reyes, Laura | 208.15 | 53 | 0 | 1 | 0 | 0 | 22.37 (0) | 13.21 (1) | 24.35 (0) | 8.79 (0) | 15.40 (14) | 14.22 (1) | 21.07 (9) | 20.50 (5) | 17.76 (9) | 15.05 (10) | 17.23 (3) | 18.20 (1) |
| 6 Quintillio, Joseph | 210.94 | 61 | 0 | 3 | 0 | 0 | 22.56 (7) | 12.53 (1) | 28.33 (2) | 5.58 (2) | 19.28 (15) | 18.40 (2) | 16.74 (3) | 20.73 (5) | 14.88 (5) | 17.16 (15) | 15.85 (1) | 18.90 (3) |
| 7 Freda, John | 216.06 | 57 | 0 | 1 | 0 | 0 | 25.51 (4) | 12.69 (3) | 27.05 (1) | 7.53 (0) | 15.59 (5) | 16.06 (5) | 21.23 (10) | 22.75 (6) | 13.85 (7) | 14.97 (6) | 21.71 (8) | 17.12 (2) |
| 8 Ritchie, David | 222.83 | 114 | 0 | 1 | 0 | 0 | 22.58 (9) | 12.07 (2) | 21.17 (3) | 5.47 (2) | 14.16 (5) | 19.72 (10) | 21.15 (11) | 24.33 (11) | 21.69 (26) | 21.99 (17) | 22.86 (13) | 15.64 (5) |
| 9 Nash, Matthew | 224.08 | 68 | 1 | 0 | 1 | 0 | 22.40 (6) | 15.42 (3) | 29.92 (1) | 7.36 (1) | 18.15 (2) | 14.99 (5) | 33.72 (24) | 19.35 (6) | 10.51 (2) | 16.12 (7) | 18.97 (8) | 17.17 (3) |
| 10 Crockett, Dave | 224.71 | 48 | 0 | 0 | 0 | 0 | 27.73 (5) | 13.81 (0) | 26.38 (2) | 13.44 (5) | 15.50 (5) | 17.81 (1) | 20.65 (1) | 19.24 (3) | 13.62 (3) | 16.17 (6) | 22.49 (16) | 17.87 (1) |
| 11 Fairchild, John | 232.14 | 73 | 0 | 3 | 0 | 0 | 25.32 (2) | 13.06 (0) | 23.79 (3) | 7.82 (4) | 15.80 (7) | 18.88 (8) | 18.51 (5) | 28.35 (8) | 13.44 (11) | 20.36 (8) | 23.41 (8) | 23.40 (9) |
| 12 Heriot, Mike | 234.99 | 92 | 0 | 0 | 0 | 0 | 26.59 (10) | 15.43 (4) | 26.12 (6) | 8.82 (7) | 16.64 (8) | 16.76 (5) | 21.12 (5) | 22.08 (7) | 13.01 (10) | 18.34 (8) | 29.35 (18) | 20.73 (4) |
| 13 Tully, Dennis | 237.28 | 71 | 2 | 0 | 0 | 0 | 28.41 (8) | 16.07 (1) | 22.07 (1) | 5.83 (2) | 25.32 (10) | 16.55 (2) | 21.12 (7) | 20.34 (5) | 19.48 (7) | 18.69 (7) | 24.40 (20) | 19.00 (1) |
| 14 Waite, Steven | 238.64 | 122 | 1 | 0 | 1 | 0 | 34.88 (22) | 17.16 (2) | 23.88 (13) | 5.05 (1) | 14.34 (7) | 14.58 (6) | 23.32 (14) | 30.70 (18) | 15.50 (9) | 21.10 (16) | 20.08 (11) | 18.05 (3) |
| 15 Dunham, Jim | 243.57 | 82 | 1 | 1 | 0 | 0 | 25.20 (4) | 12.17 (1) | 22.35 (4) | 18.04 (9) | 22.67 (10) | 18.63 (9) | 16.53 (0) | 26.29 (12) | 13.76 (9) | 16.03 (6) | 35.68 (18) | 16.22 (0) |
| 16 Bartha, Steve | 248.96 | 68 | 2 | 0 | 0 | 0 | 29.83 (11) | 13.37 (0) | 28.52 (8) | 9.30 (0) | 21.98 (7) | 18.03 (2) | 21.60 (10) | 31.46 (3) | 16.03 (7) | 17.87 (7) | 23.86 (12) | 17.11 (1) |
| 17 Theroux, Joe | 249.10 | 65 | 3 | 1 | 0 | 0 | 23.40 (6) | 11.59 (0) | 25.77 (1) | 10.89 (6) | 25.10 (4) | 18.55 (2) | 20.76 (3) | 21.01 (3) | 20.25 (21) | 18.49 (0) | 30.35 (12) | 22.94 (7) |




2009 CT State IDPA Championship October 3&4, 2009

All Shooters

Match --- Penalties ---
Score PD NT PE FN FTDR Stage 1 Stage 2 Stage 3 Stage 4 Stage 5 Stage 6 Stage 7 Stage 8 Stage 9 Stage 10 Stage 11 Stage 12

SSP - Sharpshooter

| | | | | | | | | | | | | | | | | | | | |
|----|--------------------|---------------|-----|---|---|---|---|------------|------------|------------|------------|------------|------------|------------|------------|------------|------------|------------|------------|
| 1 | Barker, Richard | 211.66 | 57 | 0 | 1 | 0 | 0 | 24.48 (5) | 13.41 (1) | 23.87 (7) | 6.53 (0) | 12.99 (2) | 15.78 (1) | 19.10 (4) | 18.81 (7) | 16.08 (7) | 16.88 (5) | 25.71 (11) | 18.02 (7) |
| 2 | Flynn, Bill | 215.54 | 49 | 1 | 1 | 1 | 0 | 24.70 (8) | 14.07 (2) | 22.60 (2) | 5.49 (1) | 20.82 (2) | 17.01 (4) | 16.97 (1) | 31.46 (13) | 9.76 (2) | 15.92 (6) | 18.97 (5) | 17.77 (3) |
| 3 | Le, Diana | 229.65 | 83 | 0 | 1 | 0 | 0 | 30.37 (15) | 16.31 (2) | 28.14 (6) | 10.39 (2) | 18.00 (12) | 18.49 (8) | 18.91 (5) | 25.60 (7) | 13.01 (9) | 14.59 (6) | 18.24 (8) | 17.60 (3) |
| 4 | Bergeron, Russell | 230.50 | 80 | 1 | 3 | 0 | 0 | 21.46 (5) | 19.90 (6) | 30.24 (4) | 5.43 (1) | 17.22 (14) | 16.63 (5) | 21.14 (8) | 21.83 (4) | 14.19 (7) | 18.20 (14) | 17.86 (5) | 26.40 (7) |
| 5 | Szabo, Andy | 237.51 | 70 | 1 | 2 | 0 | 0 | 25.13 (6) | 13.65 (1) | 26.66 (5) | 8.53 (1) | 17.62 (11) | 23.21 (9) | 20.44 (2) | 22.17 (6) | 14.82 (6) | 20.34 (15) | 20.37 (7) | 24.57 (1) |
| 6 | Corwell, Andrew | 238.85 | 92 | 2 | 0 | 1 | 0 | 34.94 (15) | 15.13 (3) | 26.81 (10) | 5.34 (1) | 21.16 (9) | 22.30 (4) | 21.23 (7) | 23.67 (13) | 11.28 (2) | 18.99 (14) | 18.11 (5) | 19.89 (9) |
| 7 | Semeraro, Mike | 240.23 | 51 | 1 | 0 | 0 | 0 | 25.34 (5) | 14.01 (0) | 23.54 (5) | 8.17 (5) | 19.32 (11) | 22.01 (2) | 19.50 (0) | 26.13 (4) | 12.67 (4) | 20.81 (7) | 19.87 (3) | 28.86 (5) |
| 8 | Lapp, Darryl | 241.98 | 80 | 0 | 0 | 0 | 0 | 26.80 (0) | 14.52 (1) | 24.29 (4) | 5.28 (0) | 18.90 (9) | 18.51 (2) | 25.16 (9) | 25.44 (7) | 14.79 (8) | 16.79 (9) | 29.97 (23) | 21.53 (8) |
| 9 | LoProto, Anthony | 248.15 | 108 | 1 | 1 | 0 | 0 | 23.46 (5) | 19.35 (5) | 26.68 (3) | 10.92 (12) | 18.29 (11) | 15.44 (3) | 19.05 (5) | 22.46 (3) | 17.96 (13) | 25.46 (27) | 27.89 (12) | 21.19 (9) |
| 10 | Biehl, Robert | 254.02 | 58 | 1 | 0 | 0 | 0 | 33.94 (6) | 18.01 (0) | 30.10 (4) | 7.45 (1) | 16.90 (2) | 18.31 (1) | 20.32 (1) | 26.34 (7) | 17.06 (11) | 19.69 (9) | 25.17 (10) | 20.73 (6) |
| 11 | Holden, Art | 266.98 | 98 | 0 | 0 | 1 | 0 | 24.90 (9) | 15.96 (2) | 29.27 (9) | 6.50 (2) | 22.16 (10) | 17.24 (3) | 30.25 (14) | 26.09 (7) | 17.32 (11) | 19.08 (6) | 35.60 (18) | 22.61 (7) |
| 12 | Allen, Don | 268.91 | 80 | 2 | 1 | 0 | 0 | 26.13 (3) | 14.57 (1) | 29.86 (1) | 8.30 (2) | 23.83 (6) | 20.65 (1) | 20.16 (2) | 24.07 (9) | 15.48 (7) | 23.20 (6) | 37.31 (30) | 25.35 (12) |
| 13 | Koebensky, Dave | 281.02 | 119 | 3 | 1 | 1 | 0 | 25.84 (8) | 20.64 (5) | 43.07 (20) | 19.95 (11) | 11.32 (1) | 23.67 (8) | 17.40 (0) | 30.45 (7) | 23.99 (23) | 16.08 (4) | 25.99 (27) | 22.62 (5) |
| 14 | Murphy, Neil | 284.22 | 103 | 1 | 2 | 0 | 0 | 32.60 (11) | 22.07 (10) | 33.90 (4) | 7.11 (2) | 24.93 (15) | 21.08 (6) | 22.32 (9) | 20.20 (2) | 13.74 (3) | 19.73 (14) | 43.24 (22) | 23.30 (5) |
| 15 | Coolidge, David | 285.29 | 117 | 1 | 1 | 0 | 0 | 31.75 (10) | 15.67 (0) | 37.15 (12) | 8.67 (2) | 27.49 (17) | 23.33 (7) | 25.31 (10) | 28.34 (9) | 15.95 (14) | 21.15 (14) | 28.78 (17) | 21.70 (5) |
| 16 | Reid, Thom | 286.86 | 116 | 0 | 1 | 1 | 0 | 26.64 (5) | 22.96 (9) | 35.02 (10) | 5.59 (1) | 19.37 (6) | 21.97 (2) | 36.88 (23) | 26.11 (8) | 24.49 (17) | 23.70 (18) | 24.69 (13) | 19.44 (4) |
| 17 | Nieman, Richard | 287.71 | 93 | 2 | 3 | 0 | 0 | 26.10 (2) | 16.90 (0) | 37.80 (9) | 9.22 (5) | 19.78 (8) | 23.68 (3) | 27.00 (14) | 26.76 (2) | 24.18 (18) | 15.76 (7) | 33.37 (15) | 27.16 (10) |
| 18 | D'auteuil, Darren | 291.96 | 81 | 2 | 3 | 0 | 0 | 30.66 (7) | 14.81 (0) | 40.12 (4) | 8.81 (0) | 16.16 (2) | 27.19 (1) | 32.42 (15) | 28.26 (4) | 19.41 (13) | 16.89 (6) | 38.45 (25) | 18.78 (4) |
| 19 | Stonehill, Robert | 299.59 | 74 | 1 | 2 | 0 | 0 | 33.04 (3) | 19.56 (5) | 30.72 (0) | 7.64 (3) | 25.67 (5) | 21.37 (1) | 22.13 (3) | 31.39 (3) | 19.55 (7) | 33.25 (9) | 35.46 (30) | 19.81 (5) |
| 20 | Hutchinson, Dale | 299.88 | 100 | 0 | 1 | 1 | 0 | 29.32 (6) | 17.14 (0) | 31.51 (1) | 14.43 (5) | 31.93 (18) | 27.17 (2) | 23.49 (6) | 27.94 (8) | 22.73 (28) | 31.34 (14) | 24.08 (9) | 18.80 (3) |
| 21 | Denys, Lou | 304.13 | 66 | 2 | 1 | 1 | 0 | 34.14 (15) | 17.44 (0) | 27.83 (3) | 11.91 (7) | 15.55 (4) | 21.92 (0) | 38.61 (1) | 49.67 (10) | 13.45 (3) | 20.17 (7) | 34.10 (10) | 19.34 (6) |
| 22 | Harper, Preston | 305.86 | 79 | 0 | 5 | 0 | 0 | 36.63 (13) | 17.98 (0) | 50.33 (2) | 10.44 (5) | 32.19 (11) | 22.56 (2) | 21.11 (3) | 27.80 (6) | 18.71 (12) | 20.43 (6) | 25.58 (11) | 22.10 (8) |
| 23 | Torres-Reyes, Jose | 318.55 | 191 | 1 | 0 | 4 | 0 | 37.62 (18) | 16.64 (9) | 44.14 (18) | 10.66 (7) | 18.51 (11) | 21.48 (11) | 31.93 (20) | 25.47 (13) | 18.60 (20) | 31.04 (31) | 37.56 (25) | 24.90 (8) |
| 24 | Melisi, Maryann | 321.90 | 120 | 3 | 2 | 1 | 0 | 30.37 (1) | 18.41 (2) | 42.17 (4) | 11.10 (2) | 29.46 (21) | 19.06 (2) | 26.16 (11) | 39.56 (7) | 22.64 (16) | 19.20 (10) | 31.52 (29) | 32.25 (15) |
| 25 | Avery, Wendell | 358.67 | 151 | 1 | 2 | 4 | 0 | 28.19 (8) | 16.22 (0) | 79.82 (41) | 8.59 (7) | 23.06 (10) | 16.95 (2) | 36.47 (16) | 67.47 (25) | 13.74 (6) | 29.44 (20) | 20.43 (14) | 18.29 (2) |
| | McKeon, Jo-Anne | DQ | | | | | | | | | | | | | | | | | |
| | Stanton, Chris | DQ | | | | | | | | | | | | | | | | | |



2009 CT State IDPA Championship October 3&4, 2009

All Shooters

Match --- Penalties ---
Score PD NT PE FN FTDR Stage 1 Stage 2 Stage 3 Stage 4 Stage 5 Stage 6 Stage 7 Stage 8 Stage 9 Stage 10 Stage 11 Stage 12


SSP - Marksman

| | | | | | | | | | | | | | | | | | | | |
|----|---------------------|---------------|-----|---|---|---|---|------------|-----------|------------|------------|------------|------------|------------|------------|------------|------------|------------|------------|
| 1 | Buckley, Raynor | 267.20 | 108 | 1 | 3 | 1 | 0 | 29.55 (1) | 15.12 (4) | 28.56 (4) | 11.52 (6) | 19.92 (10) | 19.32 (9) | 21.35 (12) | 21.80 (5) | 18.24 (15) | 24.04 (18) | 25.78 (14) | 32.00 (10) |
| 2 | Catterall, John | 279.26 | 86 | 3 | 0 | 0 | 0 | 34.05 (1) | 17.72 (3) | 29.88 (4) | 8.69 (6) | 32.53 (9) | 18.89 (2) | 22.30 (4) | 27.94 (12) | 17.07 (11) | 18.58 (13) | 32.53 (19) | 19.08 (2) |
| 3 | French, D. Michael | 290.86 | 106 | 0 | 0 | 0 | 0 | 34.20 (4) | 17.28 (0) | 32.70 (2) | 9.56 (6) | 21.89 (10) | 21.94 (2) | 28.35 (10) | 26.63 (9) | 23.78 (23) | 24.25 (20) | 25.52 (7) | 24.76 (13) |
| 4 | Rosenberger, Jeff | 293.39 | 117 | 0 | 1 | 0 | 0 | 33.85 (9) | 20.47 (2) | 35.05 (1) | 11.19 (1) | 19.78 (6) | 18.91 (2) | 22.34 (5) | 22.99 (8) | 25.87 (28) | 29.70 (27) | 32.67 (25) | 20.57 (3) |
| 5 | Stretz, Kenneth | 299.76 | 80 | 1 | 4 | 1 | 0 | 33.90 (1) | 18.38 (0) | 43.53 (8) | 10.78 (5) | 22.08 (11) | 21.49 (1) | 25.07 (7) | 39.01 (12) | 14.19 (6) | 18.09 (8) | 26.19 (20) | 27.05 (1) |
| 6 | Chisholm, Brian | 305.19 | 115 | 0 | 4 | 0 | 0 | 39.69 (6) | 17.05 (1) | 37.24 (1) | 9.57 (8) | 21.23 (10) | 21.57 (1) | 36.66 (11) | 28.88 (2) | 24.16 (32) | 25.97 (18) | 22.42 (17) | 20.75 (8) |
| 7 | Mladek, Jan | 305.89 | 89 | 0 | 2 | 0 | 0 | 46.39 (14) | 20.52 (0) | 39.06 (4) | 9.51 (5) | 25.05 (11) | 21.96 (3) | 25.55 (9) | 33.04 (8) | 13.86 (7) | 23.26 (15) | 25.82 (12) | 21.87 (1) |
| 8 | Peterson, John | 309.97 | 131 | 3 | 1 | 3 | 0 | 44.87 (13) | 17.44 (1) | 27.93 (1) | 8.65 (2) | 40.38 (27) | 37.65 (21) | 23.68 (4) | 21.53 (7) | 27.05 (28) | 19.84 (14) | 22.96 (10) | 17.99 (3) |
| 9 | Garnier, Aaron | 319.05 | 152 | 2 | 6 | 3 | 0 | 35.21 (17) | 19.92 (1) | 43.88 (14) | 13.99 (16) | 22.78 (11) | 22.13 (3) | 25.77 (14) | 23.09 (5) | 26.56 (23) | 17.90 (6) | 31.95 (19) | 35.87 (23) |
| 10 | Dalena, Cyndi | 319.76 | 116 | 1 | 1 | 1 | 0 | 37.81 (19) | 20.59 (1) | 40.16 (11) | 10.49 (3) | 19.97 (5) | 19.50 (2) | 33.64 (23) | 43.72 (7) | 18.18 (10) | 24.76 (9) | 30.98 (24) | 19.96 (2) |
| 11 | Anthony, Michael | 330.99 | 187 | 6 | 1 | 1 | 0 | 28.14 (3) | 14.53 (1) | 43.12 (5) | 9.25 (7) | 24.22 (18) | 27.31 (11) | 34.61 (28) | 38.49 (21) | 30.92 (33) | 26.61 (32) | 33.62 (20) | 20.17 (8) |
| 12 | Contreras, Laureano | 333.42 | 183 | 1 | 2 | 4 | 0 | 45.33 (33) | 20.63 (5) | 32.59 (14) | 10.78 (12) | 36.61 (18) | 16.28 (6) | 28.19 (13) | 41.57 (26) | 16.04 (9) | 23.27 (18) | 32.84 (15) | 29.29 (14) |
| 13 | Powell, Nolan | 334.46 | 101 | 2 | 1 | 0 | 0 | 31.14 (3) | 23.85 (6) | 38.42 (5) | 10.49 (2) | 28.96 (11) | 27.37 (7) | 33.95 (3) | 31.82 (9) | 23.58 (28) | 21.52 (8) | 41.65 (19) | 21.71 (0) |
| 14 | Yake, Bonnie | 347.41 | 118 | 0 | 0 | 2 | 0 | 45.87 (19) | 21.61 (1) | 43.96 (11) | 13.92 (9) | 24.82 (13) | 25.91 (7) | 24.20 (3) | 31.86 (7) | 25.07 (18) | 30.62 (12) | 31.63 (12) | 27.94 (6) |
| 15 | Ballentine, Steve | 350.93 | 113 | 1 | 5 | 1 | 0 | 39.49 (17) | 20.91 (0) | 60.43 (15) | 11.01 (5) | 21.75 (4) | 21.42 (2) | 36.64 (12) | 35.46 (4) | 22.84 (16) | 29.17 (19) | 26.74 (14) | 25.07 (5) |
| 16 | Mittermeier, Doug | 357.11 | 179 | 2 | 1 | 2 | 0 | 51.41 (24) | 21.65 (1) | 38.99 (9) | 21.04 (26) | 21.71 (16) | 23.86 (7) | 22.20 (7) | 34.78 (7) | 22.08 (21) | 36.87 (26) | 31.54 (19) | 30.98 (16) |
| 17 | Croze, Jeffrey | 359.37 | 187 | 1 | 6 | 3 | 0 | 39.21 (11) | 20.25 (2) | 44.75 (18) | 17.59 (16) | 27.16 (20) | 21.75 (7) | 39.85 (31) | 41.84 (18) | 20.88 (19) | 30.80 (34) | 32.28 (8) | 23.01 (3) |
| 18 | Webber, Alex | 360.64 | 172 | 0 | 2 | 2 | 0 | 44.29 (20) | 27.66 (9) | 36.11 (5) | 11.98 (5) | 25.89 (3) | 21.92 (11) | 29.55 (13) | 31.98 (14) | 35.80 (39) | 26.52 (15) | 46.74 (26) | 22.20 (12) |
| 19 | Zulick, Richard | 367.11 | 154 | 3 | 3 | 2 | 0 | 36.40 (5) | 25.18 (2) | 37.98 (11) | 9.70 (7) | 30.74 (11) | 24.70 (8) | 26.72 (7) | 39.23 (21) | 32.79 (19) | 29.90 (18) | 35.47 (27) | 38.30 (18) |
| 20 | Anderson, George | 397.28 | 209 | 2 | 4 | 2 | 0 | 38.97 (21) | 22.37 (8) | 64.52 (25) | 14.21 (9) | 24.01 (3) | 20.19 (5) | 38.25 (21) | 44.57 (18) | 27.25 (25) | 28.80 (23) | 38.19 (34) | 35.95 (17) |
| 21 | Brown, Dave | 516.21 | 153 | 1 | 0 | 1 | 0 | 56.01 (9) | 40.90 (6) | 52.30 (6) | 19.87 (14) | 30.55 (16) | 35.38 (4) | 70.23 (23) | 45.16 (11) | 29.62 (12) | 35.00 (14) | 53.91 (30) | 47.28 (8) |

ESR - Enhanced Service Revolver

ESR - Sharpshooter

| | | | | | | | | | | | | | | | | | | | |
|----|--------------------|---------------|-----|---|---|---|---|------------|-----------|------------|------------|------------|-----------|------------|------------|------------|------------|------------|-----------|
| DC | Joffe, Michael | 260.53 | 56 | 0 | 0 | 1 | 0 | 30.85 (9) | 19.26 (0) | 31.25 (2) | 9.91 (2) | 18.96 (4) | 18.75 (1) | 24.11 (2) | 25.15 (2) | 13.90 (3) | 17.94 (3) | 28.55 (20) | 21.90 (8) |
| 1 | Richards, William | 293.19 | 105 | 2 | 1 | 0 | 0 | 37.71 (16) | 19.47 (2) | 33.71 (5) | 11.49 (10) | 22.80 (6) | 18.83 (4) | 25.16 (2) | 29.98 (5) | 21.58 (12) | 20.62 (15) | 33.01 (25) | 18.83 (3) |
| 2 | Klassanos, Chris | 293.52 | 91 | 0 | 0 | 0 | 0 | 27.48 (2) | 22.09 (5) | 33.57 (4) | 8.39 (3) | 19.66 (7) | 24.09 (1) | 27.88 (1) | 35.74 (8) | 22.99 (21) | 22.16 (20) | 30.22 (15) | 19.25 (4) |
| 3 | Richard, Jerry | 319.11 | 73 | 1 | 2 | 0 | 0 | 36.74 (5) | 18.92 (0) | 43.49 (2) | 12.04 (4) | 20.36 (13) | 19.92 (6) | 34.21 (8) | 46.10 (12) | 15.26 (7) | 19.25 (9) | 31.94 (6) | 20.88 (1) |
| 4 | Van Alstyne, Chuck | 321.52 | 119 | 1 | 3 | 1 | 0 | 32.07 (8) | 18.31 (0) | 44.94 (12) | 8.90 (2) | 22.18 (12) | 18.28 (0) | 31.37 (15) | 43.84 (21) | 23.01 (19) | 19.85 (7) | 31.09 (21) | 27.68 (2) |
| 5 | Coutant, Roger | 326.73 | 98 | 2 | 2 | 0 | 0 | 38.64 (9) | 17.07 (0) | 36.98 (10) | 14.61 (3) | 29.12 (10) | 25.36 (2) | 33.90 (10) | 37.12 (7) | 19.91 (17) | 24.71 (8) | 30.53 (22) | 18.78 (0) |



2009 CT State IDPA Championship October 3&4, 2009

All Shooters

Match --- Penalties ---
Score PD NT PE FN FTDR Stage 1 Stage 2 Stage 3 Stage 4 Stage 5 Stage 6 Stage 7 Stage 8 Stage 9 Stage 10 Stage 11 Stage 12

ESR - Marksman

| | | | | | | | | | | | | | | | | | | | |
|---|-----------------|---------------|-----|---|---|---|---|------------|-----------|------------|-----------|------------|-----------|------------|-----------|------------|------------|------------|------------|
| 1 | Aquilino, Joe | 332.35 | 86 | 2 | 2 | 2 | 0 | 33.70 (12) | 16.69 (0) | 31.29 (3) | 9.34 (2) | 32.83 (8) | 27.81 (1) | 43.83 (25) | 28.18 (2) | 14.62 (7) | 39.56 (11) | 31.91 (10) | 22.59 (5) |
| 2 | Major, John | 345.90 | 112 | 2 | 1 | 1 | 0 | 42.11 (6) | 23.69 (3) | 52.20 (15) | 9.73 (3) | 31.26 (12) | 21.91 (8) | 30.72 (14) | 31.31 (2) | 20.44 (14) | 21.21 (15) | 38.77 (15) | 22.55 (5) |
| 3 | Richards, Chuck | 366.92 | 130 | 0 | 1 | 1 | 0 | 31.71 (3) | 25.88 (7) | 49.14 (19) | 14.58 (4) | 30.68 (26) | 18.90 (1) | 31.31 (9) | 36.14 (4) | 26.86 (27) | 38.46 (9) | 27.04 (8) | 36.22 (13) |

SSR - Stock Service Revolver

SSR - Master

| | | | | | | | | | | | | | | | | | | | |
|----|-----------------|---------------|----|---|---|---|---|-----------|-----------|------------|----------|------------|-----------|-----------|-----------|-----------|----------------|------------|-----------|
| DC | Buckland, Craig | 192.65 | 35 | 0 | 1 | 0 | 0 | 22.00 (4) | 13.54 (0) | 21.38 (0) | 7.14 (4) | 11.57 (2) | 13.42 (3) | 19.74 (1) | 22.69 (8) | 10.60 (4) | 11.66 (0) | 21.49 (7) | 17.42 (2) |
| 1 | Lentz, Josh | 193.70 | 51 | 0 | 0 | 0 | 0 | 20.30 (3) | 16.53 (4) | 29.27 (14) | 7.12 (4) | 11.37 (4) | 12.41 (1) | 19.48 (4) | 19.85 (0) | 10.25 (3) | 9.51(0) | 22.35 (5) | 15.26 (9) |
| 2 | Powell, Bob | 244.07 | 61 | 0 | 3 | 0 | 0 | 23.81 (3) | 16.70 (1) | 23.51 (1) | 9.70 (2) | 20.97 (11) | 15.10 (1) | 23.89 (4) | 23.91 (3) | 13.40 (5) | 17.07 (9) | 36.84 (19) | 19.17 (2) |

SSR - Expert


| | | | | | | | | | | | | | | | | | | | |
|---|---------------|---------------|----|---|---|---|---|------------|-----------|------------|-----------|------------|-----------|------------|------------|------------|-----------|------------|------------|
| 1 | Palka, Frank | 228.76 | 23 | 0 | 1 | 0 | 0 | 23.16 (1) | 15.59 (0) | 30.17 (3) | 8.57 (4) | 17.46 (6) | 15.43 (1) | 20.70 (1) | 26.56 (4) | 10.82 (0) | 16.83 (1) | 21.19 (0) | 22.28 (2) |
| 2 | McKee, Steven | 259.36 | 68 | 0 | 1 | 0 | 0 | 25.65 (5) | 16.73 (2) | 33.40 (3) | 8.96 (5) | 13.64 (4) | 16.97 (2) | 29.03 (14) | 25.73 (4) | 14.00 (5) | 21.07 (5) | 36.84 (17) | 17.34 (2) |
| 3 | Sines, Kris | 268.27 | 72 | 1 | 0 | 1 | 0 | 27.66 (10) | 21.11 (8) | 31.01 (2) | 8.80 (5) | 18.89 (7) | 20.99 (2) | 25.18 (6) | 24.53 (1) | 17.58 (13) | 17.80 (6) | 27.52 (2) | 27.20 (10) |
| | Bodle, Ronald | INC | 15 | 0 | 0 | 0 | 0 | 26.67 (1) | 20.64 (1) | 34.12 (12) | 7.86 (1) | (0) | (0) | (0) | (0) | (0) | (0) | (0) | (0) |
| | Crown, Jeff | INC | 92 | 0 | 5 | 2 | 1 | 40.51 (6) | 26.86 (1) | 50.55 (15) | 13.41 (5) | 30.92 (15) | 25.64 (3) | 65.16 (15) | 66.83 (32) | (0) | (0) | (0) | (0) |

SSR - Sharpshooter

| | | | | | | | | | | | | | | | | | | | |
|---|------------------|---------------|----|---|---|---|---|------------|-----------|-----------|----------|-----------|-----------|-----------|-----------|-----------|-----------|------------|-----------|
| 1 | Bernacki, Edward | 334.54 | 71 | 1 | 3 | 1 | 0 | 43.30 (11) | 29.18 (6) | 46.78 (2) | 8.80 (0) | 20.28 (6) | 21.81 (3) | 29.64 (6) | 41.86 (9) | 16.61 (6) | 21.43 (8) | 32.10 (12) | 22.75 (2) |
|---|------------------|---------------|----|---|---|---|---|------------|-----------|-----------|----------|-----------|-----------|-----------|-----------|-----------|-----------|------------|-----------|

SSR - Marksman

| | | | | | | | | | | | | | | | | | | | |
|---|----------------------|---------------|-----|---|---|---|---|------------|-----------|------------|------------|------------|------------|------------|------------|------------|------------|------------|------------|
| 1 | Barber, Chad | 296.46 | 55 | 2 | 1 | 0 | 0 | 28.09 (2) | 19.81 (0) | 31.98 (4) | 8.45 (2) | 29.12 (6) | 17.86 (1) | 26.68 (1) | 29.81 (2) | 20.07 (14) | 24.90 (8) | 34.09 (12) | 25.60 (3) |
| 2 | Critser, Mike | 341.69 | 106 | 3 | 0 | 0 | 0 | 37.56 (7) | 21.01 (0) | 31.32 (0) | 13.12 (8) | 30.77 (14) | 23.41 (5) | 32.54 (12) | 33.58 (6) | 24.89 (21) | 21.27 (5) | 49.02 (19) | 23.20 (9) |
| 3 | Depascale, Aniello | 360.17 | 161 | 0 | 2 | 0 | 0 | 39.17 (17) | 21.34 (1) | 33.16 (4) | 17.89 (12) | 30.99 (25) | 19.21 (4) | 47.86 (15) | 46.64 (13) | 19.72 (14) | 29.85 (23) | 35.36 (28) | 18.98 (5) |
| 4 | Kaczypenski, Richard | 395.86 | 131 | 2 | 2 | 1 | 0 | 42.53 (14) | 24.80 (2) | 46.46 (13) | 10.13 (2) | 25.92 (5) | 26.34 (13) | 34.72 (8) | 37.65 (12) | 25.71 (9) | 39.17 (17) | 49.03 (23) | 33.40 (13) |
| | McCarthy, Bob | DQ | | | | | | | | | | | | | | | | | |



2009 CT State IDPA Championship October 3&4, 2009

All Shooters

Stage Descriptions

- Stage 1** - I've Fallen and I Can't Get Up
- Stage 2** - Barber Shop
- Stage 3** - Bank Heist
- Stage 4** - Bank Heist Part II
- Stage 5** - Pool Trouble
- Stage 6** - Neighborhood Invasion
- Stage 7** - Any Port in a Storm of Bad Guys
- Stage 8** - And Then Things Got Worse
- Stage 9** - Walk in the Park
- Stage 10** - Carolina Confusion
- Stage 11** - On Duty at the Exchange
- Stage 12** - Sailboat Boarding

Key to Penalties:

- PD** = Target Points Down. Each point down adds 1/2 second to your score.
- NT** = Hit on Non Threat target. Each HNT adds 5 seconds to your score.
- PE** = Procedural Error. Each adds 3 seconds to your score.
- FN** = Failure to Neutralize (no hits in the 0 or -1 zone) Each adds 5 seconds to your score.
- FTDR** = Failure To Do Right - adds 20 seconds to your score.

Key to Abbreviations:

- CDP** = **Custom Defensive Pistol**, such as 1911. Must be .45 ACP with maximum magazine load of 8 rounds
- ESP** = **Enhanced Service Pistol**, single action or SA/DA such as H&K P7 or CZ-75 or Springfield XD
- SSP** = **Stock Service Pistol**, double action or 'Safe Action' such as Glock or SIG
- ESR** = **Enhanced Service Revolver**, rimmed or rimless ammo, full moon clip, power factor of 165,000
- SSR** = **Stock Service Revolver**, rimmed case ammo, no full moon clips

- DQ** = **Disqualified**